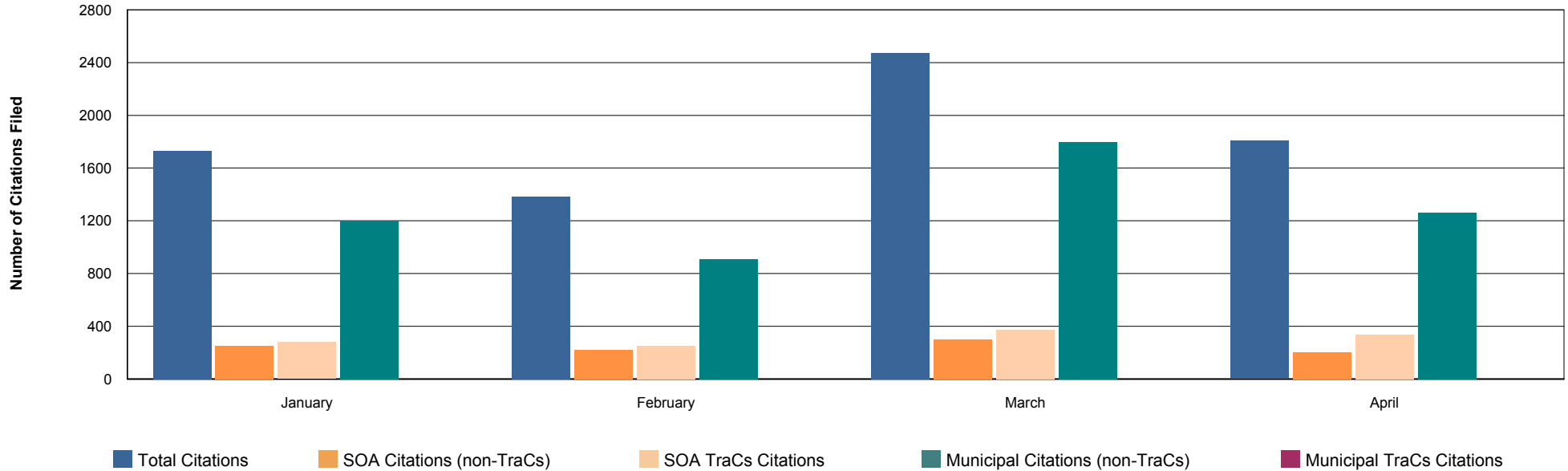


Alaska Court System  
Electronic Filing of Minor Offenses Via TraCs

Anchorage

2012	JAN	FEB	MAR	APR	MAY	JUN	JUL	AUG	SEP	OCT	NOV	DEC	TOTAL
All Citations	1729	1385	2476	1806	0	0	0	0	0	0	0	0	7,396
TraCs Citations	<b>279</b>	<b>250</b>	<b>374</b>	<b>339</b>	<b>0</b>	<b>0</b>	<b>0</b>	<b>0</b>	<b>0</b>	<b>0</b>	<b>0</b>	<b>0</b>	<b>1242</b>
Percentage of TraCs	16.1%	18.1%	15.1%	18.8%	0.0%	0.0%	0.0%	0.0%	0.0%	0.0%	0.0%	0.0%	17.0%



**Timeliness**

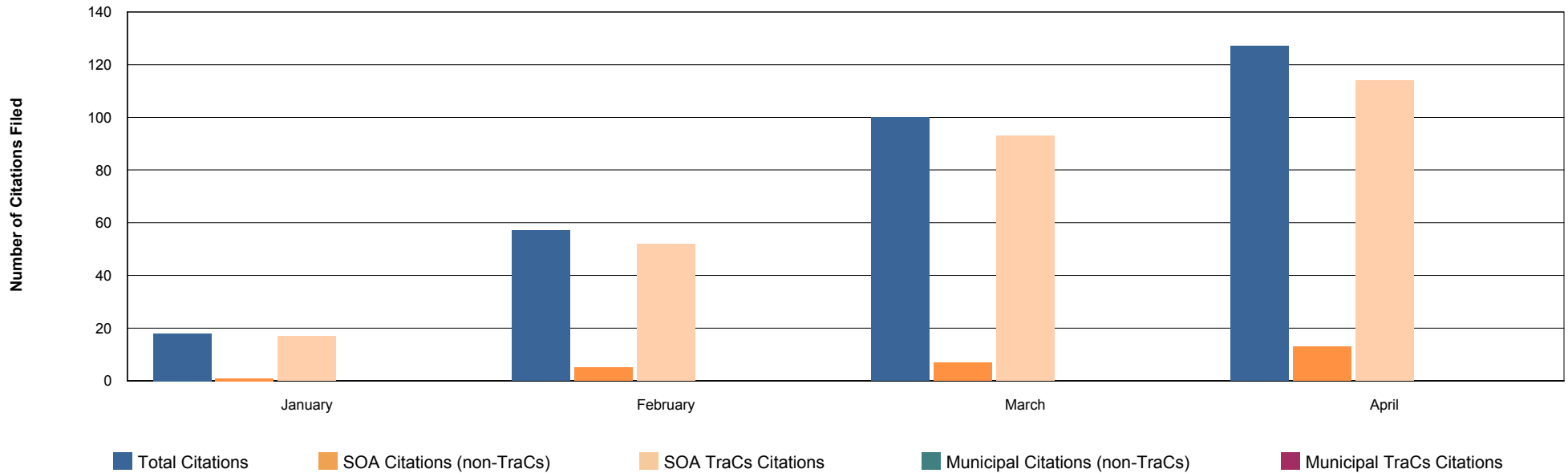
Number of days between the date of offense the the date of filing the citation with the court.

	Same Day as Offense	Within 48 Hours	3 to 10 Days	11 to 30 Days	Over 30 Days	Total
<b>TraCs Citations</b>	323	770	143	6	0	<b>1,242</b>
<b>Non-TraCs Citations</b>	16	102	851	1,025	4,160	<b>6,154</b>
<b>Total</b>	<b>339</b>	<b>872</b>	<b>994</b>	<b>1,031</b>	<b>4,160</b>	<b>7,396</b>

End of Report for Anchorage

Alaska Court System  
Electronic Filing of Minor Offenses Via TraCs

Delta Junction													
2012	JAN	FEB	MAR	APR	MAY	JUN	JUL	AUG	SEP	OCT	NOV	DEC	TOTAL
All Citations	18	57	100	127	0	0	0	0	0	0	0	0	302
TraCs Citations	<b>17</b>	<b>52</b>	<b>93</b>	<b>114</b>	<b>0</b>	<b>0</b>	<b>0</b>	<b>0</b>	<b>0</b>	<b>0</b>	<b>0</b>	<b>0</b>	<b>276</b>
Percentage of TraCs	94.4%	91.2%	93.0%	89.8%	0.0%	0.0%	0.0%	0.0%	0.0%	0.0%	0.0%	0.0%	91.0%



**Timeliness**

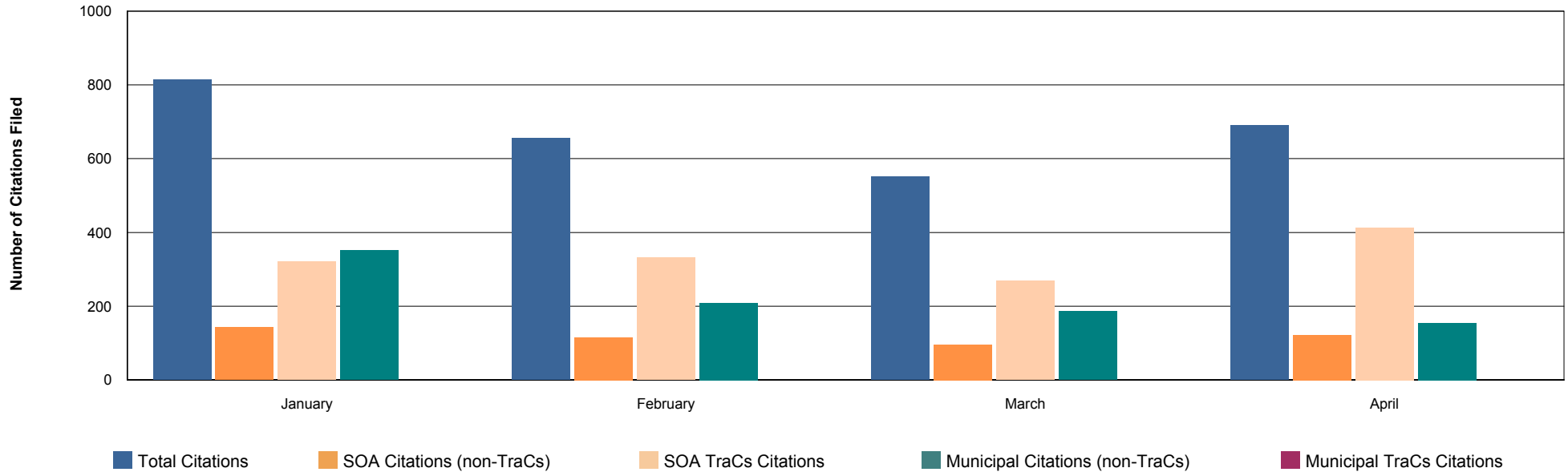
Number of days between the date of offense the the date of filing the citation with the court.

	Same Day as Offense	Within 48 Hours	3 to 10 Days	11 to 30 Days	Over 30 Days	Total
<b>TraCs Citations</b>	93	148	25	8	2	<b>276</b>
<b>Non-TraCs Citations</b>	1	3	18	3	1	<b>26</b>
<b>Total</b>	<b>94</b>	<b>151</b>	<b>43</b>	<b>11</b>	<b>3</b>	<b>302</b>

*End of Report for Delta Junction*

Alaska Court System  
Electronic Filing of Minor Offenses Via TraCs

Fairbanks													
2012	JAN	FEB	MAR	APR	MAY	JUN	JUL	AUG	SEP	OCT	NOV	DEC	TOTAL
All Citations	814	656	551	690	0	0	0	0	0	0	0	0	2,711
TraCs Citations	<b>321</b>	<b>332</b>	<b>268</b>	<b>413</b>	<b>0</b>	<b>0</b>	<b>0</b>	<b>0</b>	<b>0</b>	<b>0</b>	<b>0</b>	<b>0</b>	<b>1,334</b>
Percentage of TraCs	39.4%	50.6%	48.6%	59.9%	0.0%	0.0%	0.0%	0.0%	0.0%	0.0%	0.0%	0.0%	49.0%



**Timeliness**

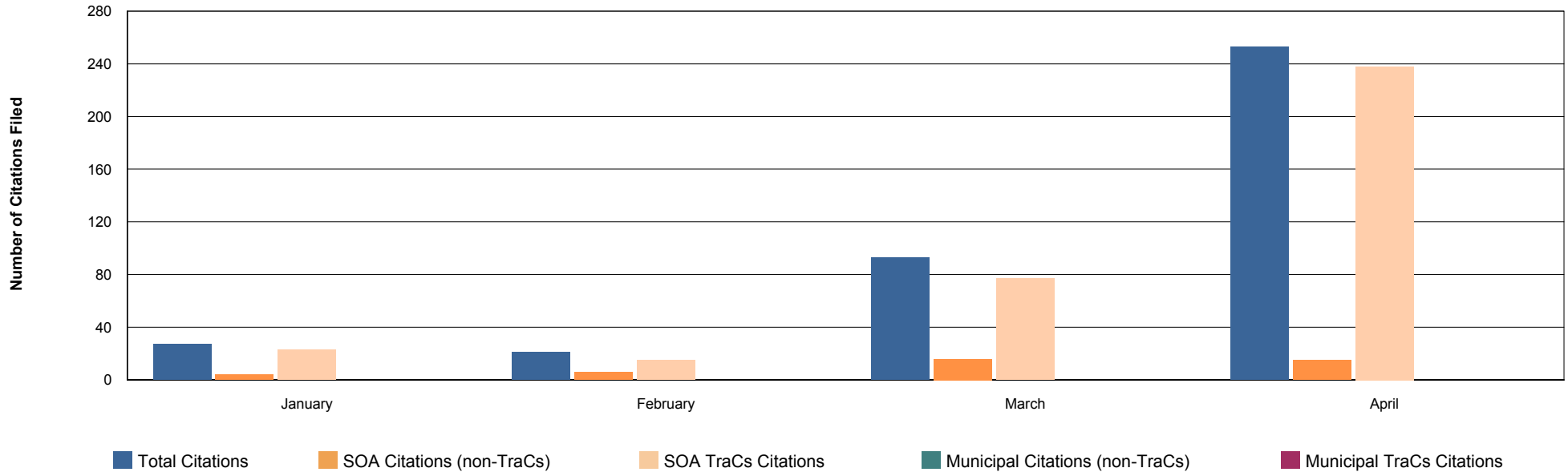
Number of days between the date of offense the the date of filing the citation with the court.

	Same Day as Offense	Within 48 Hours	3 to 10 Days	11 to 30 Days	Over 30 Days	Total
<b>TraCs Citations</b>	661	448	165	47	13	<b>1,334</b>
<b>Non-TraCs Citations</b>	51	255	404	122	545	<b>1,377</b>
<b>Total</b>	<b>712</b>	<b>703</b>	<b>569</b>	<b>169</b>	<b>558</b>	<b>2,711</b>

*End of Report for Fairbanks*

Alaska Court System  
Electronic Filing of Minor Offenses Via TraCs

Glennallen													
2012	JAN	FEB	MAR	APR	MAY	JUN	JUL	AUG	SEP	OCT	NOV	DEC	TOTAL
All Citations	27	21	93	253	0	0	0	0	0	0	0	0	394
TraCs Citations	<b>23</b>	<b>15</b>	<b>77</b>	<b>238</b>	<b>0</b>	<b>0</b>	<b>0</b>	<b>0</b>	<b>0</b>	<b>0</b>	<b>0</b>	<b>0</b>	<b>353</b>
Percentage of TraCs	85.2%	71.4%	82.8%	94.1%	0.0%	0.0%	0.0%	0.0%	0.0%	0.0%	0.0%	0.0%	90.0%



**Timeliness**

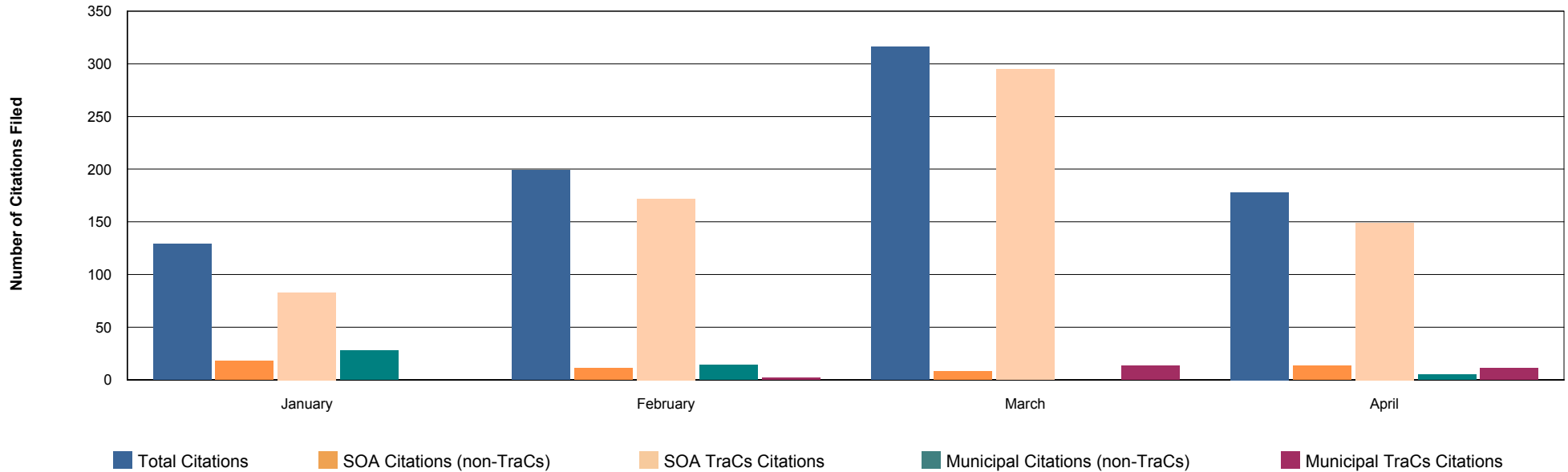
Number of days between the date of offense the the date of filing the citation with the court.

	Same Day as Offense	Within 48 Hours	3 to 10 Days	11 to 30 Days	Over 30 Days	Total
TraCs Citations	120	198	33	2	0	353
Non-TraCs Citations	0	10	25	4	2	41
<b>Total</b>	<b>120</b>	<b>208</b>	<b>58</b>	<b>6</b>	<b>2</b>	<b>394</b>

End of Report for Glennallen

Alaska Court System  
Electronic Filing of Minor Offenses Via TraCs

Homer													
2012	JAN	FEB	MAR	APR	MAY	JUN	JUL	AUG	SEP	OCT	NOV	DEC	TOTAL
All Citations	129	199	316	178	0	0	0	0	0	0	0	0	822
TraCs Citations	<b>83</b>	<b>174</b>	<b>308</b>	<b>160</b>	<b>0</b>	<b>0</b>	<b>0</b>	<b>0</b>	<b>0</b>	<b>0</b>	<b>0</b>	<b>0</b>	<b>725</b>
Percentage of TraCs	64.3%	87.4%	97.5%	89.9%	0.0%	0.0%	0.0%	0.0%	0.0%	0.0%	0.0%	0.0%	88.0%



**Timeliness**

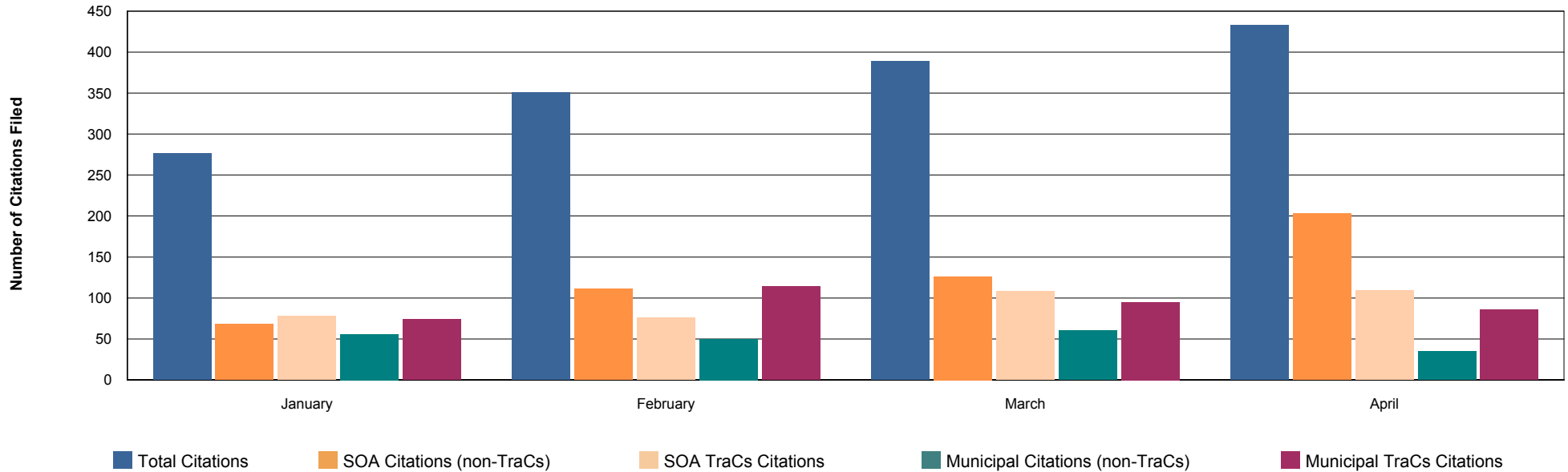
Number of days between the date of offense the the date of filing the citation with the court.

	Same Day as Offense	Within 48 Hours	3 to 10 Days	11 to 30 Days	Over 30 Days	Total
TraCs Citations	312	373	40	0	0	<b>725</b>
Non-TraCs Citations	2	15	53	17	10	<b>97</b>
Total	<b>314</b>	<b>388</b>	<b>93</b>	<b>17</b>	<b>10</b>	<b>822</b>

End of Report for Homer

Alaska Court System  
Electronic Filing of Minor Offenses Via TraCs

Kenai													
2012	JAN	FEB	MAR	APR	MAY	JUN	JUL	AUG	SEP	OCT	NOV	DEC	TOTAL
All Citations	276	351	389	433	0	0	0	0	0	0	0	0	1,449
TraCs Citations	<b>152</b>	<b>190</b>	<b>203</b>	<b>195</b>	<b>0</b>	<b>0</b>	<b>0</b>	<b>0</b>	<b>0</b>	<b>0</b>	<b>0</b>	<b>0</b>	<b>740</b>
Percentage of TraCs	55.1%	54.1%	52.2%	45.0%	0.0%	0.0%	0.0%	0.0%	0.0%	0.0%	0.0%	0.0%	51.0%



**Timeliness**

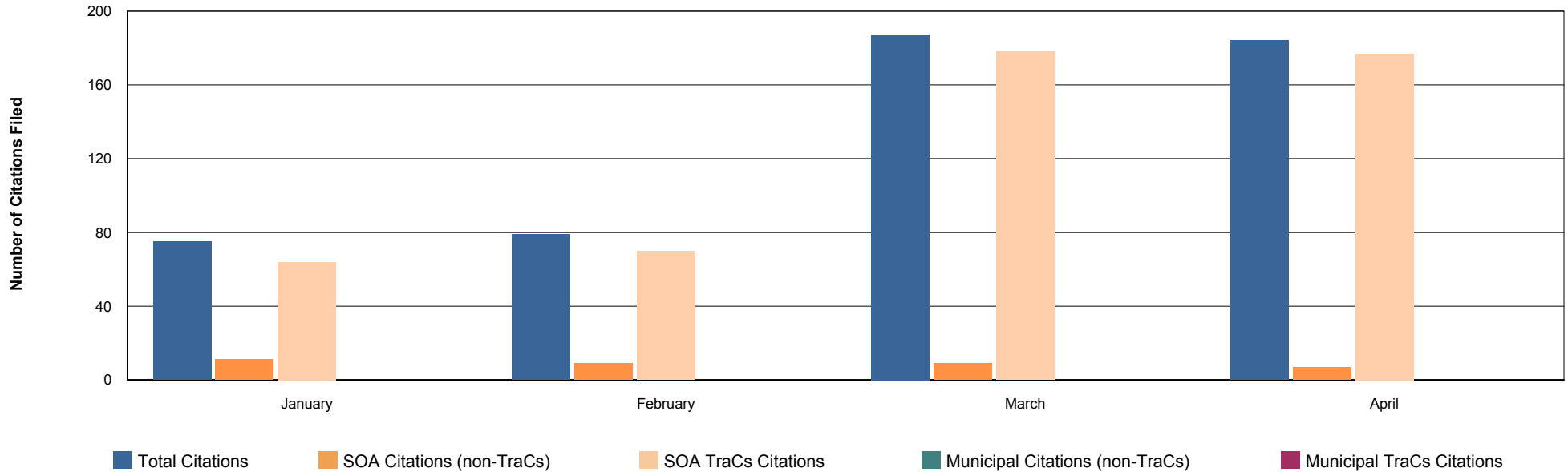
Number of days between the date of offense the the date of filing the citation with the court.

	Same Day as Offense	Within 48 Hours	3 to 10 Days	11 to 30 Days	Over 30 Days	Total
<b>TraCs Citations</b>	308	306	104	15	7	<b>740</b>
<b>Non-TraCs Citations</b>	10	118	409	55	117	<b>709</b>
<b>Total</b>	<b>318</b>	<b>424</b>	<b>513</b>	<b>70</b>	<b>124</b>	<b>1,449</b>

*End of Report for Kenai*

Alaska Court System  
Electronic Filing of Minor Offenses Via TraCs

Nenana													
2012	JAN	FEB	MAR	APR	MAY	JUN	JUL	AUG	SEP	OCT	NOV	DEC	TOTAL
All Citations	75	79	187	184	0	0	0	0	0	0	0	0	525
TraCs Citations	<b>64</b>	<b>70</b>	<b>178</b>	<b>177</b>	<b>0</b>	<b>0</b>	<b>0</b>	<b>0</b>	<b>0</b>	<b>0</b>	<b>0</b>	<b>0</b>	<b>489</b>
Percentage of TraCs	85.3%	88.6%	95.2%	96.2%	0.0%	0.0%	0.0%	0.0%	0.0%	0.0%	0.0%	0.0%	93.0%



**Timeliness**

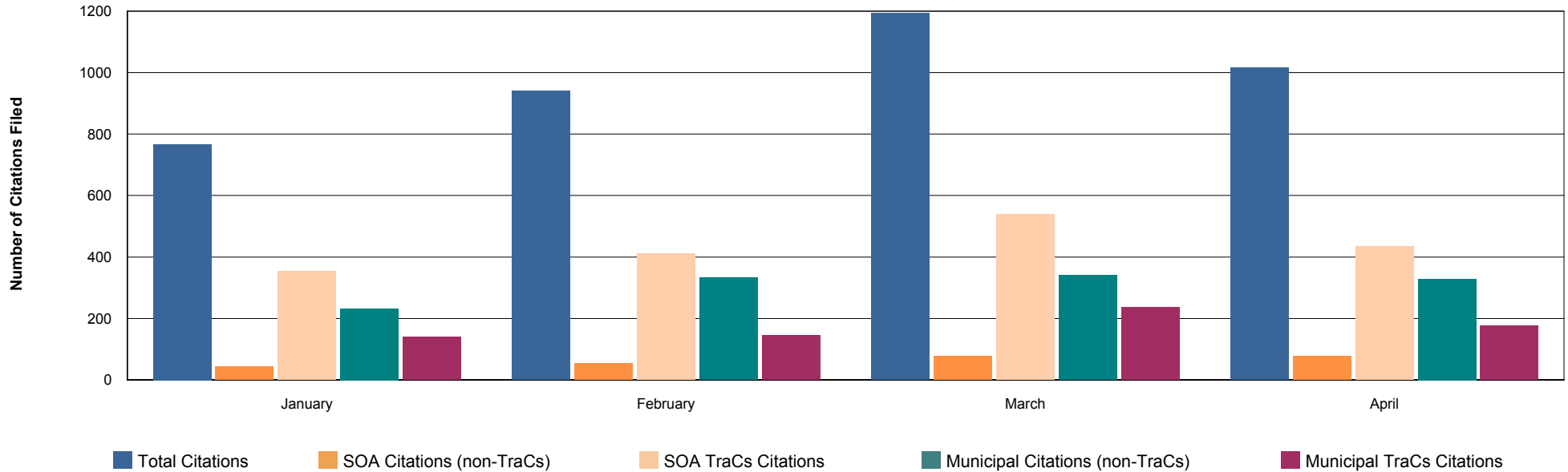
Number of days between the date of offense the the date of filing the citation with the court.

	Same Day as Offense	Within 48 Hours	3 to 10 Days	11 to 30 Days	Over 30 Days	Total
TraCs Citations	192	238	49	6	4	<b>489</b>
Non-TraCs Citations	0	3	20	7	6	<b>36</b>
<b>Total</b>	<b>192</b>	<b>241</b>	<b>69</b>	<b>13</b>	<b>10</b>	<b>525</b>

End of Report for Nenana

Alaska Court System  
Electronic Filing of Minor Offenses Via TraCs

Palmer													
2012	JAN	FEB	MAR	APR	MAY	JUN	JUL	AUG	SEP	OCT	NOV	DEC	TOTAL
All Citations	767	941	1192	1017	0	0	0	0	0	0	0	0	3,917
TraCs Citations	<b>492</b>	<b>555</b>	<b>774</b>	<b>611</b>	<b>0</b>	<b>0</b>	<b>0</b>	<b>0</b>	<b>0</b>	<b>0</b>	<b>0</b>	<b>0</b>	<b>2432</b>
Percentage of TraCs	64.1%	59.0%	64.9%	60.1%	0.0%	0.0%	0.0%	0.0%	0.0%	0.0%	0.0%	0.0%	62.0%



**Timeliness**

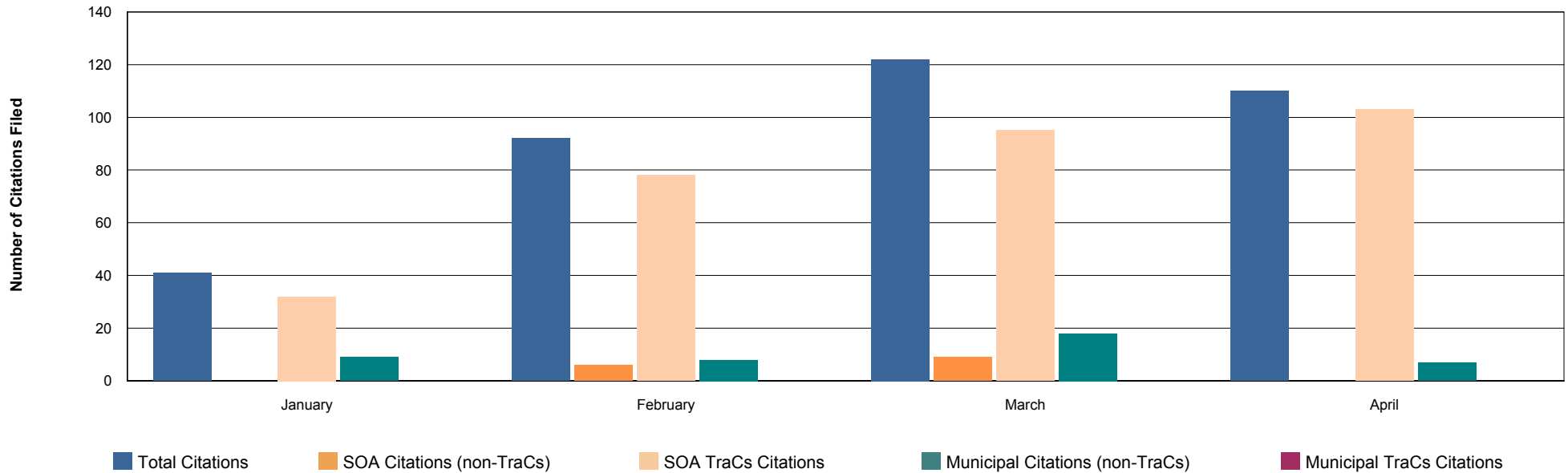
Number of days between the date of offense the the date of filing the citation with the court.

	Same Day as Offense	Within 48 Hours	3 to 10 Days	11 to 30 Days	Over 30 Days	Total
<b>TraCs Citations</b>	1,019	1,006	329	64	14	<b>2,432</b>
<b>Non-TraCs Citations</b>	17	282	1,061	95	30	<b>1,485</b>
<b>Total</b>	<b>1,036</b>	<b>1,288</b>	<b>1,390</b>	<b>159</b>	<b>44</b>	<b>3,917</b>

End of Report for Palmer

Alaska Court System  
Electronic Filing of Minor Offenses Via TraCs

Seward													
2012	JAN	FEB	MAR	APR	MAY	JUN	JUL	AUG	SEP	OCT	NOV	DEC	TOTAL
All Citations	41	92	122	110	0	0	0	0	0	0	0	0	365
TraCs Citations	32	78	95	103	0	0	0	0	0	0	0	0	308
Percentage of TraCs	78.0%	84.8%	77.9%	93.6%	0.0%	0.0%	0.0%	0.0%	0.0%	0.0%	0.0%	0.0%	84.0%



**Timeliness**

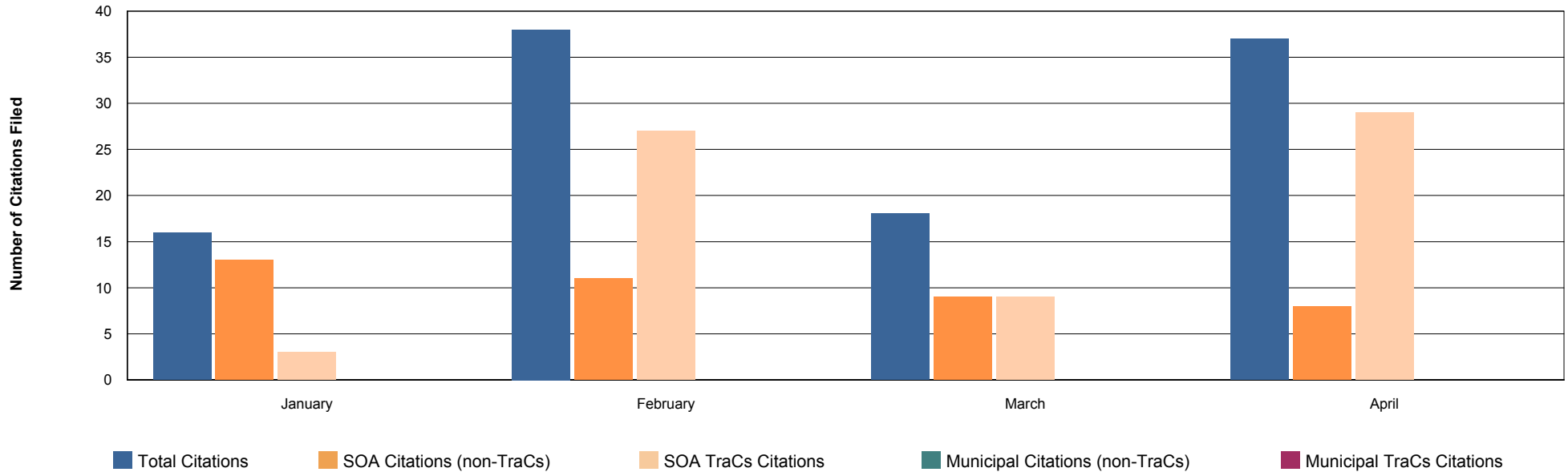
Number of days between the date of offense the the date of filing the citation with the court.

	Same Day as Offense	Within 48 Hours	3 to 10 Days	11 to 30 Days	Over 30 Days	Total
TraCs Citations	100	155	46	6	1	308
Non-TraCs Citations	1	18	26	1	11	57
<b>Total</b>	<b>101</b>	<b>173</b>	<b>72</b>	<b>7</b>	<b>12</b>	<b>365</b>

End of Report for Seward

Alaska Court System  
Electronic Filing of Minor Offenses Via TraCs

Tok													
2012	JAN	FEB	MAR	APR	MAY	JUN	JUL	AUG	SEP	OCT	NOV	DEC	TOTAL
All Citations	16	38	18	37	0	0	0	0	0	0	0	0	109
TraCs Citations	<b>3</b>	<b>27</b>	<b>9</b>	<b>29</b>	<b>0</b>	<b>0</b>	<b>0</b>	<b>0</b>	<b>0</b>	<b>0</b>	<b>0</b>	<b>0</b>	<b>68</b>
Percentage of TraCs	18.8%	71.1%	50.0%	78.4%	0.0%	0.0%	0.0%	0.0%	0.0%	0.0%	0.0%	0.0%	62.0%



**Timeliness**

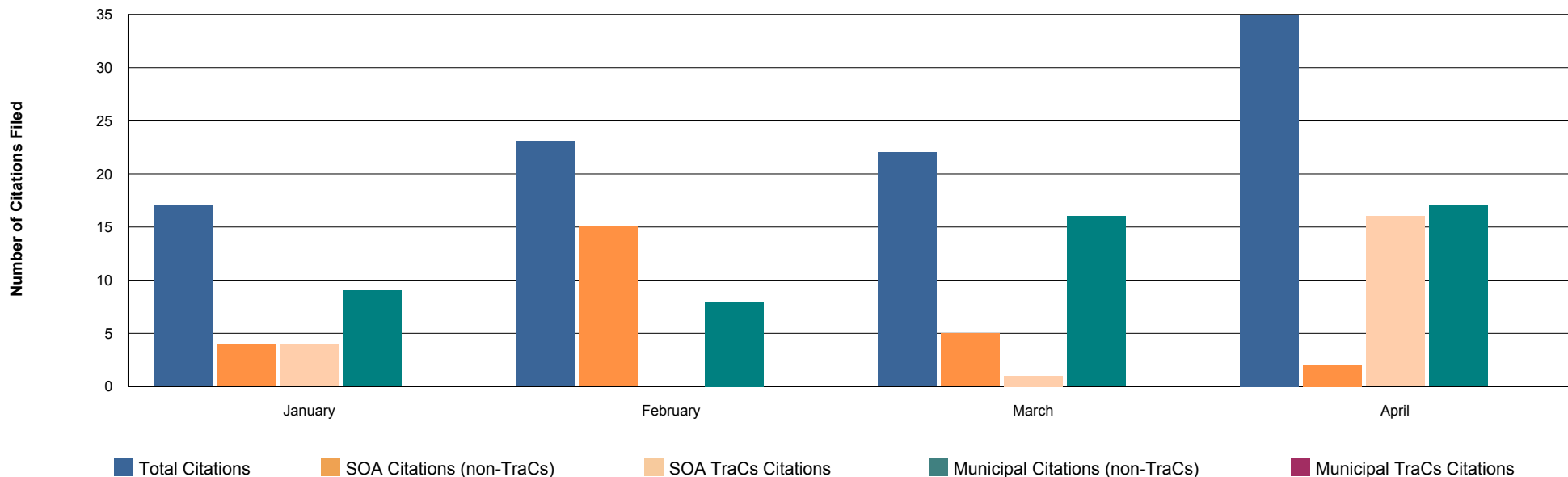
Number of days between the date of offense the the date of filing the citation with the court.

	Same Day as Offense	Within 48 Hours	3 to 10 Days	11 to 30 Days	Over 30 Days	Total
TraCs Citations	27	25	12	1	3	<b>68</b>
Non-TraCs Citations	1	12	11	4	13	<b>41</b>
<b>Total</b>	<b>28</b>	<b>37</b>	<b>23</b>	<b>5</b>	<b>16</b>	<b>109</b>

End of Report for Tok

Alaska Court System  
Electronic Filing of Minor Offenses Via TraCs

Valdez													
2012	JAN	FEB	MAR	APR	MAY	JUN	JUL	AUG	SEP	OCT	NOV	DEC	TOTAL
All Citations	17	23	22	35	0	0	0	0	0	0	0	0	97
TraCs Citations	4	0	1	16	0	0	0	0	0	0	0	0	21
Percentage of TraCs	23.5%	0.0%	4.5%	45.7%	0.0%	0.0%	0.0%	0.0%	0.0%	0.0%	0.0%	0.0%	22.0%



**Timeliness**

Number of days between the date of offense the the date of filing the citation with the court.

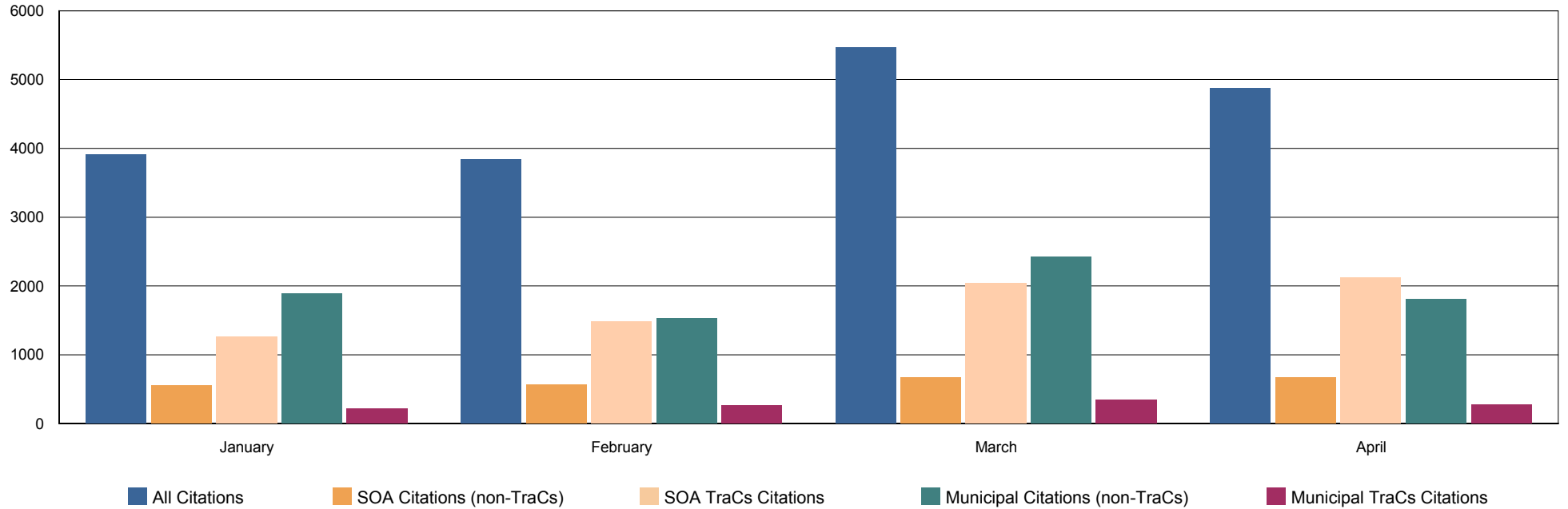
	Same Day as Offense	Within 48 Hours	3 to 10 Days	11 to 30 Days	Over 30 Days	Total
TraCs Citations	3	7	11	0	0	21
Non-TraCs Citations	2	26	23	3	22	76
<b>Total</b>	<b>5</b>	<b>33</b>	<b>34</b>	<b>3</b>	<b>22</b>	<b>97</b>

End of Report for Valdez

Alaska Court System  
Electronic Filing of Minor Offenses Via TraCs

**Total for All Courts Using eCitations**

	JAN	FEB	MAR	APR	MAY	JUN	JUL	AUG	SEP	OCT	NOV	DEC	TOTAL
All Citations	3909	3844	5466	4872	0	0	0	0	0	0	0	0	18,091
TraCs Citations	<b>1470</b>	<b>1743</b>	<b>2380</b>	<b>2395</b>	<b>0</b>	<b>0</b>	<b>0</b>	<b>0</b>	<b>0</b>	<b>0</b>	<b>0</b>	<b>0</b>	<b>7988</b>
Percentage of TraCs	37.6%	45.3%	43.5%	49.2%	0.0%	0.0%	0.0%	0.0%	0.0%	0.0%	0.0%	0.0%	44.2%



**Timeliness**

Number of days between the date of offense the the date of filing the citation with the court.

	Same Day as Offense	Within 48 Hours	3 to 10 Days	11 to 30 Days	Over 30 Days	Total
<b>Non-TraCs Citations</b>	101	845	2,903	1,337	4,917	<b>10,103</b>
<b>TraCs Citations</b>	3,158	3,674	957	155	44	<b>7,988</b>
<b>Total</b>	<b>3,259</b>	<b>4,519</b>	<b>3,860</b>	<b>1,492</b>	<b>4,961</b>	<b>18,091</b>

Alaska Court System  
Electronic Filing of Minor Offenses Via TraCs

**TraCs Implementation Schedule**

Filing Agency	Court Location	Date eFile Began
AST	Kenai	April 29, 2011
AST	Homer	July 16, 2011
AST	Seward	July 30, 2011
AST	St. Paul	July 30, 2011
AST	Palmer	August 4, 2011
AST	Anchorage	August 22, 2011
AST	Glennallen	September 3, 2011
AST	Valdez	September 3, 2011
AST	Sand Point	September 3, 2011
AST	Cordova	September 3, 2011
AST	Delta Junction	September 17, 2011
AST	Fairbanks	September 17, 2011
AST	Nenana	September 17, 2011
AST	Tok	September 17, 2011
AST	Dillingham	October 15, 2011
AST	Naknek	October 15, 2011
AST	Kodiak	October 15, 2011
AST	Unalaska	October 15, 2011
Soldotna PD	Kenai	October 15, 2011
Palmer PD	Palmer	December 3, 2011
Homer PD	Homer	February 16, 2012

*End of Report*