

SCOPING SUMMARY REPORT

St. Mary's Airport Improvements

Project No. Z605630000

Prepared for:



Alaska Department of Transportation & Public Facilities
Northern Region
2301 Peger Road
Fairbanks, AK 99709

Prepared by:

HDL Engineering Consultants, LLC
3335 Arctic Boulevard
Anchorage, Alaska 99503

June 2018

TABLE OF CONTENTS

1 Introduction..... 1

2 Purpose of the Scoping Summary Report..... 2

3 Public Scoping Methods 2

 3.1 Notice of Intent..... 2

 3.2 Community Outreach 2

4 Air Carrier Outreach 3

5 Documentation of Scoping Comments..... 4

6 Agency Scoping..... 4

7 Summary 4

LIST OF FIGURES

Figure 1: Project Location 1

APPENDICES

Appendix ANotice of Intent

Appendix B Public Outreach & Meeting Materials

Appendix CSurvey Results

Appendix DPublic Comments

ABBREVIATIONS

ADOT&PF.....Alaska Department of Transportation and Public Facilities

FAA.....Federal Aviation Administration

1 INTRODUCTION

The Northern Region Alaska Department of Transportation and Public Facilities (ADOT&PF), in cooperation with the Federal Aviation Administration (FAA) is proposing improvements to the St. Mary's Airport, located in western Alaska (Figure 1). St. Mary's Airport is a state-owned regional airport serving general and commercial users throughout Alaska.

Currently, the ADOT&PF is gathering information about current and forecasted airport operations, key issues regarding the airport within the surround communities, and current airport conditions and future needs. The ADOT&PF is also completing a socio-economic analysis for St. Mary's and the surroundings communities. This information will be used to develop a plan to address the safety and compliance issues associated with the substandard Runway Safety Area at the airport in order to secure future FAA funding for needed surfacing and lighting improvements. The proposed project is funded through FAAs the Airport Improvement Program.

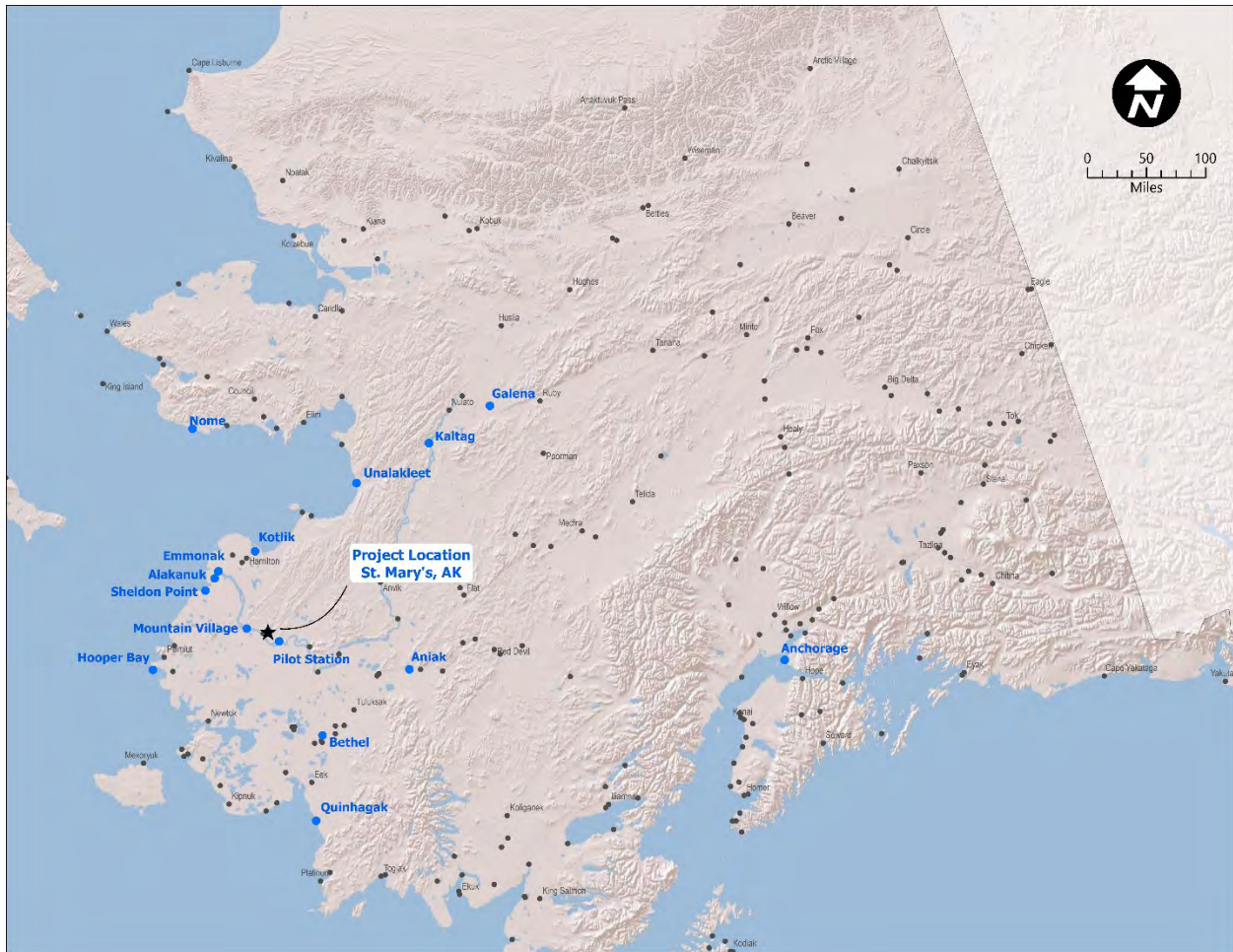


Figure 1: Project Location

2 PURPOSE OF THE SCOPING SUMMARY REPORT

The purpose of this Scoping Summary Report is to document public involvement undertaken to inform and seek input from affected stakeholders and the general public. This report, with its appendices, summarizes the scoping methods used, identifies key issues and concerns, and categorizes comments received along with their sources.

3 PUBLIC SCOPING METHODS

Solicitation efforts consisted of two types:

- Solicitation of general input about the project from the surrounding communities and local businesses
- Solicitation of user-specific input from air carriers who use the St. Mary's Airport.

3.1 Notice of Intent

The ADOT&PF published public notices to begin engineering and environmental studies and solicit questions and comments from the public on the State of Alaska Online Public Notices website and through display advertising in the *Alaska Dispatch News* in April 2018. A copy of these documents are included in Appendix A.

3.2 Community Outreach

Post Card Mailers

Informational project postcards were mailed to post office box holders in St. Mary's and the surrounding communities of Pikas Point, Mountain Village, and Pilot Station. A copy the post card and contact list are included in Appendix B. The post card provided stakeholders with information regarding the proposed project, the upcoming public meeting, access to an online survey, and project team contact information.

Project Materials

Presentation materials included a project fact sheet, graphics showing the project area, proposed improvements, and existing conditions, as well as a comment sheet. These meeting materials were made available on the project website and also displayed and handed out at a public meeting. Meeting materials are available in Appendix B.

Website

The ADOT&PF created a one page website which provided project information and team member contact information. The website also provided access to all meeting materials and project surveys. The project website is located at <http://dot.alaska.gov/nreg/stmarys/>.

Surveys

Three surveys were developed according to different user groups associated with the St. Mary's Airport. The purpose of each survey was to identify specific airport needs and/or concerns within each user group. The survey user groups were categorized as follows:

- Traveler, Resident, and /or Elected Official
- Business Owner or Manager
- Air Carrier, Lease Holder, or Pilot

Surveys were posted on-line on April 12, 2018 and were made available until May 18, 2018, at the link identified on the postcard mailer as well as ADOT&PF's website. An on-line notice was also published notifying the public of survey availability and the upcoming open house meeting. Hard copies of the surveys were also mailed to the locations listed below:

- Algaaciq Native Village
- Asa'carsarmiut Tribe
- Mountain Village City Hall
- Native Village of Pitka's Point Corporation
- Nerklikmute Native Corporation
- Pilot Station Tradition Village
- St. Mary's City Hall
- Yupiit of Andreafski

As of June 15, 2018, 54 traveler/resident/elected official surveys, 12 business owner/manager surveys, and 9 air carrier/lease holder/pilot surveys have been received. All surveys that were completed by hand were entered electronically to the on-line data base. Air carrier/lease holder/pilot surveys were collected via phone as well as on-line. A summary of the data as well as individual surveys are located in Appendix C. Interviews and consultation with commercial air carries who regularly use the St. Mary's Airport is on-going.

Open House Meeting

On April 26, 2018, 66 members of the public signed into an 'open house' style public meeting at the city hall in St. Mary's. The team included three members from ADOT&PF, three members from HDL Engineering Consultants, and one member from Northern Economics.

Prior to the meeting two reminders were sent out via email on April 16 and 23, 2018. A copy of the email list (contact list) is included in Appendix B. The meetings were also advertised on the Central Region ADOT&PF Public Involvement Calendar and on the project website.

During the public meeting the team received 9 written comments, 31 traveler/resident surveys, and 1 business owner/manager survey. Verbal comments were recorded by team members during the meeting and were included in the comment summary response (see Section 5). Attendees were also encouraged to submit additional comments and surveys to ADOT&PF or HDL Engineering Consultants, LLC's project managers via the email addresses listed on any of the project materials or complete the survey on line.

4 AIR CARRIER OUTREACH

Project team members identified a list of commercial air carriers who use the St. Mary's Airport. These stakeholders were contacted via phone and asked to complete the survey in addition to being included in the general project scoping activities. The purpose of specific air carrier outreach via phone was to identify airport needs and aviation forecasts and solicit information about airport issues. Currently, 17 air carriers have been identified. Outreach with these stakeholders is on-going.

5 DOCUMENTATION OF SCOPING COMMENTS

Public and stakeholder comments have been organized by topic and have been recorded in a comment summary and response table (Appendix D). The main comments received related to runway length and the lack of functioning Automated Weather Observing System.

6 AGENCY SCOPING

An agency scoping letter was sent out on February 21, 2018, however since then the original scope of the project has changed. At this time ADOT&PF is completing planning studies which will aid in the identification of airport needs and aviation forecasts.

7 SUMMARY

The feedback collected throughout the information gather phase of the project will be used to identify key issues and concerns regarding the airport.

Appendix A

Notice of Intent

Notice of Intent to Begin Engineering and Design Studies A-1

Appendix B

Public Outreach & Meeting Materials

Public Outreach

Anchorage Daily News Affidavit of Publication (April 19, 2018).....B-1
Post Card MailerB-2
On-Line NoticeB-3
Open House FlyerB-5
Open House Email Announcement (April 16, 2018).....B-6
Open House Email Reminder (April 23, 2018)B-9
Distribution ListB-12

Meeting Materials

Fact Sheet.....B-14
Poster #1.....B-16
Poster #2.....B-17
Roll PlotB-18
Comment Sheet.....B-19
Sign-In Sheet.....B-21

ANCHORAGE DAILY NEWS

AFFIDAVIT OF PUBLICATION

Account #: 268714

BROOKS AND ASSOCIATES
1704 ROGERS PARK CT
ANCHORAGE, AK 995084021

Order# 0001419328
Cost \$1,080.00

Product ANC-Anchorage Daily News
Placement ANC-Main
Position ANC-Any Main

STATE OF ALASKA
THIRD JUDICIAL DISTRICT

Kary Williams


being first duly sworn on oath deposes and says that he/she is a representative of the Anchorage Daily News, a daily newspaper. That said newspaper has been approved by the Third Judicial Court, Anchorage, Alaska, and it now and has been published in the English language continually as a daily newspaper in Anchorage, Alaska, and it is now and during all said time was printed in an office maintained at the aforesaid place of publication of said newspaper. That the annexed is a copy of an advertisement as it was published in regular issues (and not in supplemental form) of said newspaper on

April 19, 2018


and that such newspaper was regularly distributed to its subscribers during all of said period. That the full amount of the fee charged for the foregoing publication is not in excess of the rate charged private individuals.

Signed 
Karv Williams

Subscribed and sworn to before me
this 7th day of May, 2018


Notary Public in and for
The State of Alaska.
Third Division
Anchorage, Alaska

MY COMMISSION EXPIRES


Notary Public
BRITNEY L. THOMPSON
State of Alaska
My Commission Expires Feb 23, 2019


St. Mary's Airport
Improvements



Project No. Z605630000

OPEN HOUSE
Date: Thursday April 26, 2018
Time: 4:00 to 7:00 pm
Location: City Hall, St. Mary's, Alaska

Stop by to share your local knowledge and provide feedback. We will have a drawing at the end of the meeting for a chance to win a gift card from Crowley Fuels and the AC Store.

The Alaska Department of Transportation & Public Facilities, in cooperation with the Federal Aviation Administration, is proposing improvements to the St. Mary's Airport. The project will be funded through FAA grants. Prior to obtaining the funding, the FAA requires that the runway safety area meet current design standards. To determine appropriate design standards for St. Mary's Airport, the Department is seeking your input regarding how the airport plays a role in your community. Your input will help us identify key issues and concerns regarding current airport conditions and future needs. The information you provide will assist the Department in developing a conditions and needs assessment, which will be used to plan for airport improvements. To date, planned improvements include:

- Resurfacing runways, taxiways, and apron.
- Replacing the airport lighting system.
- Upgrading the segmented circle and wind cones.

The Department would like to hear from you.

Links to surveys regarding the airport and specific uses are provided below. You may fill out more than one survey if you fit into multiple use categories. The Department will use the information you provide as well as comments collected at the public open house to identify airport issues and build the airport conditions and needs assessment. The surveys close on May 18, 2018.

- Survey for air carriers, lease holders, and pilots:
<https://bit.ly/2pSWpXq> (case sensitive)
- Survey for business owners and managers:
<https://bit.ly/2Gn5oHt> (case sensitive)
- Survey for travelers, residents, and elected officials:
<https://bit.ly/2pTvRpb> (case sensitive)

Hard copies of the survey are available at:

- Algaaciq Native Village
- Asa'carsarmiut Tribe
- Mountain Village City Hall
- Native Village of Pitka's Point
- Nerklukmte Native Corporation
- Pilot Station Traditional Village
- St. Mary's City Hall
- Yupiit of Andreafski

If you have questions, please contact the Department Project Manager:

Christopher Johnston, P.E., Project Manager, Telephone: 907-451-2322
Email: chris.johnston@alaska.gov
To correspond by text telephone: (TDD) 907-451-2363

DOT&PF operates all programs without regard to race, religion, color, gender, age, marital status, ability, or national origin. Full Title VI Nondiscrimination Policy: dot.alaska.gov/tvi_statement.shtml. To file a complaint, go to: dot.alaska.gov/cvlrts/titlevi.shtml.



St. Mary's Airport Improvements

Project No. Z605630000



The Department would like to hear from you.

Links to surveys regarding the airport and specific uses are provided below. You may fill out more than one survey if you fit into multiple use categories. The Department will use the information you provide as well as comments collected at the public open house to identify airport issues and build the airport conditions and needs assessment. The surveys close on May 18, 2018.

- Survey for air carriers, lease holders, and pilots:**
<https://bit.ly/2pSWpXq> (case sensitive)
- Survey for business owners and managers:**
<https://bit.ly/2Gn5oHt> (case sensitive)
- Survey for travelers, residents, and elected officials:**
<https://bit.ly/2pTvRpb> (case sensitive)

Hard copies of the survey are available at:

- Algaaciq Native Village
- Asa'carsarmiut Tribe
- Mountain Village City Hall
- Native Village of Pitka's Point Corporation
- Nerklilmute Native
- Pilot Station Traditional Village
- St. Mary's City Hall
- Yupiit of Andreafski



PROJECT WEBSITE: <http://dot.alaska.gov/nreg/stmarys>

The Alaska Department of Transportation & Public Facilities, in cooperation with the Federal Aviation Administration, is proposing improvements to the St. Mary's Airport. The project will be funded through FAA grants. Prior to obtaining the funding, the FAA requires that the runway safety area meet current design standards. To determine appropriate design standards for St. Mary's Airport, the Department is seeking your input regarding how the airport plays a role in your community. Your input will help us identify key issues and concerns regarding current airport conditions and future needs. The information you provide will assist the Department in developing a conditions and needs assessment, which will be used to plan for airport improvements. To date, planned improvements include:

- Resurfacing runways, taxiways, and apron.
- Replacing the airport lighting system.
- Upgrading the segmented circle and wind cones.

OPEN HOUSE
Date: Thursday April 26, 2018
Time: 4:00 to 7:00 p.m.
Location: City Hall, St. Mary's, Alaska

Stop by to share your local knowledge and provide feedback. We will have a drawing at the end of the meeting for a chance to win a gift card from Crowley Fuels and the AC Store.

If you have questions, please contact the Department Project Manager:

Christopher Johnston, P.E., Project Manager,
Telephone: 907-451-2322, Email: chris.johnston@alaska.gov
To correspond by text telephone: (TDD) 907-451-2363

DOT&PF operates all programs without regard to race, religion, color, gender, age, marital status, ability, or national origin. Full Title VI Nondiscrimination Policy: dot.alaska.gov/tvi_statement.shtml. To file a complaint, go to: dot.alaska.gov/cvirts/titlevi.shtml.

Brooks & Associates
1704 Rogers Park Court
Anchorage, AK 99508-4070

PRESORTED STD
U.S. POSTAGE
PAID
PERMIT NO. 537
ANCHORAGE, AK

St. Mary's Airport Improvements

Open House
Thursday, April 26 2018

Open House St. Mary's Airport Improvements

Department of Transportation and Public Facilities Northern Region
State of Alaska Department of Transportation and Public Facilities

**St. Mary's Airport Improvements
Project Number Z605630000**

**Open House
Location: City Hall, St. Mary's, Alaska
Date: Thursday, April 26, 2018
Time: 4:00 to 7:00 p.m.**

Please stop by to share your local knowledge and provide comments. We will have a drawing at the end of the meeting for a chance to win a gift card from Crowley Fuels and the AC Store.

The Alaska Department of Transportation & Public Facilities (DOT& PF), in cooperation with the Federal Aviation Administration (FAA), is proposing improvements to the St. Mary's Airport. The project will be funded through FAA grants. Prior to obtaining the funding, the FAA requires that the runway safety area meet current design standards. To determine appropriate design standards for St. Mary's Airport, DOT&PF is seeking your input regarding how the airport plays a role in your community. Your input and comments will help us identify key issues and concerns regarding current airport conditions and future needs. The information you provide will assist DOT&PF in developing a conditions and needs assessment, which will be used to plan for airport improvements. To date, planned improvements include:

- 1) **Resurfacing runways, taxiways, and apron.**
- 2) **Replacing the airport lighting system.**
- 3) **Upgrading the segmented circle and wind cones.**

DOT&PF, would like to hear from you. Links to surveys regarding the airport and specific uses are provided below. You may fill out more than one survey if you fit into multiple use categories. DOT&PF will use the information you provide as well as comments collected at the public open house to identify airport issues and build the airport conditions and needs assessment. The surveys close on May 18, 2018.

Survey for air carriers, lease holders, and pilots: <https://bit.ly/2pSWpXq> (case sensitive)
Survey for business owners and managers: <https://bit.ly/2Gn5oHt> (case sensitive)
Survey for travelers, residents, and elected officials: <https://bit.ly/2pTvRpb> (case sensitive)

- Hard copies of the survey are available at:
- Algaaciq Native Village
- Asa'carsarmiut Tribe
- Mountain Village City Hall
- Native Village of Pitka's Point
- Nerklilmute Native Corporation
- Pilot Station Traditional Village

- St. Mary's City Hall
- Yupiit of Andreafski

If you have questions, please contact the Department Project Manager:
Christopher Johnston, P.E., Project Manager
Telephone: 907-451-2322
Email: chris.johnston@alaska.gov
To correspond by text telephone: (TDD) 907-451-2363

Project website: <http://dot.alaska.gov/nreg/stmarys/>

DOT&PF operates all programs without regard to race, religion, color, gender, age, marital status, ability, or national origin. Full Title VI Nondiscrimination Policy: dot.alaska.gov/tvi_statement.shtml. To file a complaint, go to: dot.alaska.gov/cv/rtts/titlevi.shtml.

 [Leave a Comment](#)

▼ **Attachments, History, Details**


Attachments

None

Revision History

Created 4/10/2018 11:40:30 AM by vzboyd

Details

Department:	Transportation and Public Facilities
Category:	Public Notices
Sub-Category:	
Location(s):	Northern Region
Project/Regulation #:	Z605630000
Publish Date:	4/12/2018
Archive Date:	5/18/2018
Events/Deadlines:	Open House 4/26/2018 4:00pm - 7:00pm
	 View on Map



St. Mary's Airport Improvements Open House

When: Thursday, **April 26**, 4-7 PM

Where: City Hall, St. Mary's, Alaska

If you have questions, please contact the Department Project Manager:

Christopher Johnston, P.E.

Telephone: 907-451-2322

Email: chris.johnston@alaska.gov

To correspond by text telephone: (TDD) 907-451-2363

Project website: <http://dot.alaska.gov/nreg/stmarys/>

DOT&PF operates all programs without regard to race, religion, color, gender, age, marital status, ability, or national origin. Full Title VI Nondiscrimination Policy: dot.alaska.gov/tvi_statement.shtml. To file a complaint, go to: dot.alaska.gov/cvlrts/titlevi.shtml.

Heather A. Campfield

From: Anne Brooks <anne@brooks-alaska.ccsend.com> on behalf of Anne Brooks <comments.brooksalaska@gmail.com>
Sent: Monday, April 16, 2018 8:03 AM
To: Heather A. Campfield
Subject: St. Mary's Airport Improvements - Open House April 26



St. Mary's Airport Improvements

Project Number Z605630000

Open House

Date: Thursday, April 26, 2018

Time: 4 to 7 PM

Location: City Hall, St. Mary's, Alaska

Stop by to share your local knowledge and provide feedback. We will have a drawing at the end of the meeting for a chance to win a gift card from Crowley Fuels and the AC Store.

The Alaska Department of Transportation & Public Facilities, in cooperation with the Federal Aviation Administration, is proposing improvements to the St. Mary's Airport. The project will be funded through FAA grants. Prior to obtaining the funding, the FAA requires that the runway safety area meet current design standards. To determine appropriate design standards for St. Mary's Airport, the Department is **seeking your input** regarding how the airport plays a role in your community. Your input will help us identify **key issues and concerns** regarding current airport conditions and future needs. The information you provide will assist the Department in developing a conditions and needs assessment, which will be used to plan for airport improvements. To date, planned improvements include:

- Resurfacing runways, taxiways, and apron.
- Replacing the airport lighting system.

- Upgrading the segmented circle and wind cones.

The Department would like to hear from you. Links to surveys regarding the airport and specific uses are provided below. You may fill out more than one survey if you fit into multiple use categories. The Department will use the information you provide as well as comments collected at the public open house to identify airport issues and build the airport conditions and needs assessment. The **surveys close on May 18, 2018.**

[Survey for air carriers, lease holders, and pilots](#)

[Survey for business owners and managers](#)

[Survey for travelers, residents, and elected officials](#)

Hard copies of the survey will be available starting April 18 at:

- Algaaciq Native Village
- Asa'carsarmiut Tribe
- Mountain Village City Hall
- Native Village of Pitkas Point
- Nerklilmute Native Corporation
- Pilot Station Traditional Village
- St. Mary's City Hall
- Yupiit of Andreafski

If you have questions, please contact the Department Project Manager:

Christopher Johnston, P.E., Project Manager

Telephone: 907-451-2322

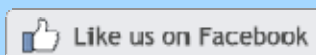
Email: chris.johnston@alaska.gov

To correspond by text telephone: (TDD) 907-451-2363

Project website: <http://dot.alaska.gov/nreg/stmarys/>

DOT&PF operates all programs without regard to race, religion, color, gender, age, marital status, ability, or national origin. Full Title VI Nondiscrimination Policy: dot.alaska.gov/tvi_statement.shtml. To file a complaint, go to: dot.alaska.gov/cv/rtts/titlevi.shtml.

See what's happening on our social site



[SafeUnsubscribe™ hcampfield@hdlalaska.com](#)

[Forward this email](#) | [Update Profile](#) | [About our service provider](#)
Sent by [comments.brooksalaska@gmail.com](#) in collaboration with



Try it free today

Heather A. Campfield

From: Anne Brooks <anne@brooks-alaska.ccsend.com> on behalf of Anne Brooks <comments.brooksalaska@gmail.com>
Sent: Monday, April 23, 2018 8:04 AM
To: Heather A. Campfield
Subject: Reminder: St. Mary's Airport Improvements - Open House April 26



St. Mary's Airport Improvements

Project Number Z605630000

Open House

Date: Thursday, April 26, 2018

Time: 4 to 7 PM

Location: City Hall, St. Mary's, Alaska

Stop by to share your local knowledge and provide feedback. We will have a drawing at the end of the meeting for a chance to win a gift card from Crowley Fuels and the AC Store.

The Alaska Department of Transportation & Public Facilities, in cooperation with the Federal Aviation Administration, is proposing improvements to the St. Mary's Airport. The project will be funded through FAA grants. Prior to obtaining the funding, the FAA requires that the runway safety area meet current design standards. To determine appropriate design standards for St. Mary's Airport, the Department is **seeking your input** regarding how the airport plays a role in your community. Your input will help us identify **key issues and concerns** regarding current airport conditions and future needs. The information you provide will assist the Department in developing a conditions and needs assessment, which will be used to plan for airport improvements. To date, planned improvements include:

- Resurfacing runways, taxiways, and apron.
- Replacing the airport lighting system.

- Upgrading the segmented circle and wind cones.

The Department would like to hear from you. Links to surveys regarding the airport and specific uses are provided below. You may fill out more than one survey if you fit into multiple use categories. The Department will use the information you provide as well as comments collected at the public open house to identify airport issues and build the airport conditions and needs assessment. The **surveys close on May 18, 2018.**

[Survey for air carriers, lease holders, and pilots](#)

[Survey for business owners and managers](#)

[Survey for travelers, residents, and elected officials](#)

Hard copies of the survey will be available starting April 18 at:

- Algaaciq Native Village
- Asa'carsarmiut Tribe
- Mountain Village City Hall
- Native Village of Pitkas Point
- Nerklilmute Native Corporation
- Pilot Station Traditional Village
- St. Mary's City Hall
- Yupiit of Andreafski

If you have questions, please contact the Department Project Manager:

Christopher Johnston, P.E., Project Manager

Telephone: 907-451-2322

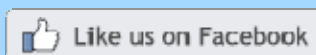
Email: chris.johnston@alaska.gov

To correspond by text telephone: (TDD) 907-451-2363

Project website: <http://dot.alaska.gov/nreg/stmarys/>

DOT&PF operates all programs without regard to race, religion, color, gender, age, marital status, ability, or national origin. Full Title VI Nondiscrimination Policy: dot.alaska.gov/tvi_statement.shtml. To file a complaint, go to: dot.alaska.gov/cv/rtts/titlevi.shtml.

See what's happening on our social site



[SafeUnsubscribe™ hcampfield@hdlalaska.com](#)

[Forward this email](#) | [Update Profile](#) | [About our service provider](#)

Sent by [comments.brooksalaska@gmail.com](#) in collaboration with



Try it free today

Group	First Name	Last Name	Title	Agency/Organization	Address	City	State	Zip	Phone	Email	Last Updated	Notes
Agency	Cynthia	Hell	Environmental Program Manager	Alaska Department of Environmental Conservation	Air Qu555 Cordova Street	Anchorage	AK	99501	907-269-7579	cindy.hell@alaska.gov	9/22/2016	
Agency	Janice	Wieggers	Environmental Program Specialist	Alaska Department of Environmental Conservation	1610 University Avenue	Fairbanks	AK	99709	907-451-2127	janice.wieggers@alaska.gov	9/22/2016	
Agency	Jim	Rypkema	Environmental Program Manager	Alaska Department of Environmental Conservation	Storm 555 Cordova Street	Anchorage	AK	99518	907-334-2288	jim_rypkema@alaska.gov	9/22/2016	
Agency	Audra	Brase	Regional Area Biologist	Alaska Department of Fish and Game	333 Raspberry Road	Anchorage	AK	99518	907-267-2105	audra.brase@alaska.gov	9/22/2016	
Agency	Jeanne	Prouk	Regional Supervisor	Alaska Department of Fish and Game	Habitat Division, 1300 College Road	Fairbanks	AK	99703	907-459-7282	jeanne.prouk@alaska.gov	9/22/2016	
Agency	Jeanne	Prouk	Regional Supervisor	Alaska Department of Natural Resources	Mining, Land, ar 3700 Airport Way	Fairbanks	AK	99703	907-451-2711	jeanne.prouk@alaska.gov	3/27/2018	
Agency	Mark	Spencer	District Manager	Alaska State Troopers	PO Box 350005	Fort Wainwright	AK	99703	907-356-5600	blm_ak_ads_public_affairs@blm.gov	3/27/2018	
Agency	Molly	Vaughn	NEPA Reviewer	Bureau of Land Management, Anchorage District Office	4700 BLM Road	Anchorage	AK	99507	907-267-1246	blm_ak_ads_general_delivery@blm.gov	11/28/2016	
Agency	Robert	Kadinski	Planning Specialist,	Environmental Protection Agency, Region 10	222 W. 7th Ave. #19	Anchorage	AK	99513	206-231-2842	vaughan.molly@epamail.epa.gov	9/21/2016	
Agency	Andy	Croccio	Lead Planner, State of Alaska	FAA, ATO Seattle Headquarters	2200 South 216th Street	Des Moines	WA	98057	425-203-4723 (Office)	robert.kadinski@faa.gov	4/6/2018	
Agency	Brad	Grooms	Community Planner	Federal Aviation Administration	1601 East Valley Road	Renton	WA	98057	425-227-1994	(Andrew.Croccio@faa.gov brad.grooms@faa.gov	3/23/2018	
Agency	Tyson	Priest	Project Manager	Federal Aviation Administration, Air Traffic Organization	1601 Lind Avenue SW	Portland	OR	97212	907-271-5025	tyson.priest@faa.gov	4/6/2018	
Agency	Keith	Gordon	Environmental Program Specialist	Federal Aviation Administration, Alaska Region Airports	D 222 W. 7th Avenue, MS #14	Anchorage	AK	99513	907-271-5030	ak-airport-env@faa.gov	12/15/2016	
Agency	Jonathan	Linquist	Community Planner	Federal Aviation Administration, Alaska Region Airports	D 222 W. 7th Avenue, MS #14	Anchorage	AK	99513	907-271-5040	jonathan.linquist@faa.gov	4/5/2018	
Agency	Jeanne	Hanson	Assistant Regional Administrator	NOWA Fisheries Habitat	222 W. 7th Avenue, Box 43	Anchorage	AK	99513	907-271-3029	Jeanne.hanson@noaa.gov	9/21/2016	
Agency	Michael	Salter	North Branch Chief	U.S. Army Corps of Engineers	CEPOA-RD, PO Box 6898	JBER	AK	99506	907-753-2690	regpagmaster@usace.army.mil	9/21/2016	
Agency	James	Helfinstitute	Bridge Administrator	U.S. Coast Guard -17th District	PO Box 25517	Juneau	AK	99802	907-463-2270	James.N.Helfinstitute@uscg.mil	9/21/2016	
Agency	Doug	Cooper	Branch Chief	U.S. Fish and Wildlife Service	4700 BLM Road	Anchorage	AK	99507	907-271-1467	douglass_cooper@fws.gov	5/1/2017	
Agency	Doug	Cooper	Branch Chief	U.S. Forest Service	PO Box 21628	Juneau	AK	99802	907-451-4317	douglass_cooper@fws.gov	5/1/2017	
Agency	Jeff	Cichosz	Area Sales Manager	U.S. Postal Service	101 Alstrom Street	St. Mary's	AK	99658			3/27/2018	
Business	Jeff	Cichosz	Area Sales Manager	Yukon Delta Fisheries Development Association	PO Box 210	Emmonak	AK	99581			3/27/2018	
Business	Jeff	Cichosz	Area Sales Manager	Alaska Commercial Company	550 West 64th Avenue, Suite 201	Anchorage	AK	99518	907-273-4600 (main), 907-632-5166 (cell)		3/27/2018	
Business	Randy	Crawford	Business	Alaska Commercial Company	265 Main Street	St. Mary's	AK	99658	907-438-2547		3/27/2018	
Business	Randy	Crawford	Business	Boreal Fisheries, Inc.	PO Box 561	Graham	WA	98338	253-847-3474 (winter), 907-438-2916	randy@borealfish.com	3/23/2018	
Business	Kip	Schultheis	FishPeople	Crowley Fuels LLC	201 Arctic Slope Avenue	Anchorage	AK	99518	907-777-5510	jenny.silva@crowley.com	3/23/2018	
Business	Jack	Schultheis	General Manager	Fortuna Ledge Co-Op Store	2540 NE M.L. King Jr. Boulevard	Portland	OR	97212	734-358-9777		3/27/2018	
Business	Jack	Schultheis	General Manager	Kwikpak Fisheries LLC	PO Box 70	Marchal	AK	99585	907-679-6531		3/27/2018	
Business	Jack	Schultheis	General Manager	Mountain Village Native Store	2909 Arctic Boulevard	Anchorage	AK	99503	907-444-1317	schultheis@kwikpakfisheries.com	3/27/2018	
Business	Jack	Schultheis	General Manager	Pilot Station Native Store	1 Reynolds Avenue	Mountain Village	AK	99632			3/27/2018	
Business	Steve	Melchert	Director of Cargo	Ruby Marine	PO Box 5119	Pilot Station	AK	99650	907-832-1062		3/27/2018	
Carrier	Steve	Melchert	Director of Cargo	ACE	100 Alstrom Street	Nenana	AK	99760	907-832-1062		3/27/2018	
Carrier	Jane	Dale	Executive Director	Yukon Traders	5901 Lockheed Ave.	St. Mary's	AK	99658			3/27/2018	
Carrier	David	Olsen	Director of Operations	Alaska Air Carriers Association	2301 Merrill Field Drive, Suite A-1	Anchorage	AK	99502	907-240-9508 c, 907-334-5129 (o)	steve@acaaircargo.com aca@atastaircarriers.org	4/4/2018	Was acquire Rebranded.
Carrier	Zachary	Adams	Director of Operations	Arcicricle Air Service		Anchorage	AK	99501	907-277-0071		4/4/2018	
Carrier	Aja	Thomas	Director of Operations	Bering Air, Inc.	PO Box 1650	Nome	AK	99762	907-443-5422		4/11/2018	
Carrier	George	Curtis	Director of Operations	Events Air	5525 Airport Industrial Road	Fairbanks	AK	99709	907-450-2345	zadams@eventsair.com	5/1/2017	
Carrier	Tim	LaPorte	Director of Operations	Frontier Flying Service, Inc.	4700 Old International Airport Road	Anchorage	AK	99502	907-266-8448	ajal@ravnalaska.net	3/23/2018	
Carrier	Len	Sloper	Director of Operations	Grant Aviation	6520 Kulis Drive	Anchorage	AK	99502	907-248-7025	community@flygrant.com	12/7/2016	
Carrier	George	Curtis	Chief Pilot	Illamma Air Taxi	Box 109	Anchorage	AK	99502	907-571-1248, 907-571-1445		3/29/2018	
Carrier	Tim	LaPorte	Director of Operations	Inland Aviation Services	P O Box 244	Aniak	AK	99557	907-675-4624		3/23/2018	
Carrier	Len	Sloper	President	JJM, Inc.	4700 Old International Airport Ro	Anchorage	AK	99502	907-266-9427, 907-782-6435	clen.sloper@flyrvn.com	4/4/2018	According to
Carrier	Rick	Zerkel	President	Larry's Flying Service	6441 S Airpark Pl	Anchorage	AK	99502	907-249-4100	rzeke@lynden.com	12/7/2016	
Carrier	Aby	Hickerson	Director of Operations	Lynden Air Cargo	3900 Old International Airport Rd	Anchorage	AK	99502	907-243-3331	dfoanal@nac.aero	4/4/2018	
Carrier	Brian	Whilden	Sr. VP Safety & Flight Operations	Peninsula Airways Inc.	6100 Boeing Ave.	Anchorage	AK	99502	907-771-2500	brian.whilden@penair.com	4/4/2018	
Carrier	Luke	Hickerson	Director of Operations	Ravn Alaska	4700 Old International Airport Road	Anchorage	AK	99502	907-266-9421	luke.hickerson@hageland.com	4/4/2018	
Carrier	Ben	Ryan	Director of Operations	Ryan Air, Inc.	6400 Carl Brady Dr	Anchorage	AK	99502	907-562-2227	brian@ryanalaska.com	4/4/2018	
Carrier	John	Thompson	Station Manager	Ryan Air, Inc.	PO Box 197	St. Mary's	AK	99658	1907-438-2033		4/4/2018	
Carrier	Heather	Or	Station Manager	Tanana Air Service	6400 Carl Brady Dr	Anchorage	AK	99502	907-771-2316, 907-562-2227	hnor@ryanalaska.com	3/23/2018	
Carrier	Matt	Atkinson	president	Village Aviation	PO Box 239	McGrath	AK	99627	907-524-3330		3/29/2018	
Carrier	Robert	Bursiel	president	Warbelow's Air Ventures	3553 Airport Rd	Bethel	AK	99569	907-543-3313	adventure@northemalaska.com	4/4/2018	
Carrier	Rosalind	Schmeling	president	Wright Air Service	PO Box 60142	Fairbanks	AK	99708	907-474-0502		4/4/2018	
Govt	Tiffany	Zulkosky	House of Representatives	Alakanuk	9089 N Concho Dr	Kilikuan	AK	86401	509-233-3379	rozshnb@hotmail.com	3/23/2018	
Govt	Lyman	Hoffman	Senate	Alaska Legislature	PO Box 167	Anchorage	AK	99554	907-238-3313	cityofauk@yahoo.com	3/29/2018	
Govt	Donald	Olson	Senate	Alaska Legislature	PO Box 886	Bethel	AK	99559	907-238-3313	Representative.Tiffany.Zulkosky@akleg.gov	3/27/2018	
Govt	Donald	Olson	Senate	Alaska Legislature	PO Box 1630	Nome	AK	99762		Senator.Lyman.Hoffman@akleg.gov	3/27/2018	
Govt	Donald	Olson	Senate	Alaska Legislature	PO Box 1630	Nome	AK	99762		Senator.Donald.Olson@akleg.gov	3/27/2018	

Govt	Neal	Foster	House of Representatives	Alaska Legislature	103 East Front Street	Name	99762	907-949-1227	Representative Neal Foster@akleg.gov	3/27/2018
Govt	Neal	Foster	House of Representatives	Emmonak	PO Box 9	Emmonak	99581	907-591-2411	emkciv@gmail.com	3/29/2018
Govt	Robert	Picou	Superintendent	Lower Yukon School District, district office	PO Box 32089	Mountain Village	99632	907-679-6215	picou@jysd.org	3/29/2018
Govt	Kristy	Alstrom	City Clerk	Marshall	PO BOX 09	Marshall	99585	907-679-6215	clivofmarshall@yahoo.com	3/29/2018
Govt	Johanna	Murphy	City Clerk	Mountain Village	PO Box 32085	Mountain Village	99632	907-591-2929	clivofmanager@gcd.net	3/29/2018
Govt	Anastasia	Lansom	City Clerk	Nunam Iqaa	PO Box 26	Nunam Iqaa	99666	907-498-4226	clivofnunam@gmail.com	3/29/2018
Govt	Walton	Smith	City Manager	Pilot Station	PO Box 5040	Pilot Station	99650	907-549-3211	pschiffice@gcd.net	4/3/2018
Govt	Dave	Heribert	Superintendent	St. Mary's	PO Box 49	Russian Mission	99657	907-684-5111	russianmissioncityof@yahoo.com	3/1/2018
Media	Christopher	Johnston		St. Mary's School District	PO Box 209	St. Mary's	99658	907-438-2515	waltonkam@yahoo.com	3/1/2018
Team	Ping	Foster		KYUM Radio	PO Box 9	Anchorage	99658	907-438-6006	dherbert@smcsd.us	4/3/2018
Team	Albert	Beck		KSYU Radio	PO Box 190649	Anchorage	99519	907-443-5221	hdline@knomn.org	4/3/2018
Team	Judy	Chapman		Alaska Department of Transportation & Public Facilities	P.O. Box. 165	Fairbanks	99741	907-656-1488	office@jyvu.com	4/3/2018
Team	Erik	Weingarth		Alaska Department of Transportation & Public Facilities	2301 Pegler Road	Fairbanks	99709	907-451-2322	chris.johnston@alaska.gov	3/27/2018
Team	Calvin	Schaeffer		Alaska Department of Transportation & Public Facilities	2301 Pegler Road	Fairbanks	99709	907-451-5407	hul-ping.oster@alaska.gov	3/27/2018
Team	Melissa	Jensen		Alaska Department of Transportation & Public Facilities	2301 Pegler Road	Fairbanks	99709	907-451-2276	albert.beck@alaska.gov	3/27/2018
Team	Sarah	Schacher		Alaska Department of Transportation & Public Facilities	2301 Pegler Road	Fairbanks	99709	907-451-2276	judy.chapman@alaska.gov	3/27/2018
Team	William	Gilner		Alaska Department of Transportation & Public Facilities	PO Box 1048	St. Mary's	99658	907-438-2416	erik.weingarth@alaska.gov	3/27/2018
Team	Anne	Brooks		Alaska Department of Transportation & Public Facilities	2301 Pegler Road	Fairbanks	99709	907-443-3443	calvin.schaeffer@alaska.gov	3/27/2018
Team	Camden	Yehle		Alaska Department of Transportation & Public Facilities	2301 Pegler Road	Fairbanks	99709	907-451-5377	melissa.jensen@alaska.gov	3/27/2018
Team	Scott	Hattenburg		Brooks and Associates	2301 Pegler Road	Fairbanks	99709	907-371-5206	sarah.schacher@alaska.gov	3/27/2018
Team	Mark	Swenson		HDL Engineering Consultants, LLC	1704 Rogers Park Court	Fairbanks	99508	907-242-6405	william.gilner@alaska.gov	4/5/2018
Team	Heather	Campfield		HDL Engineering Consultants, LLC	PO Box 298267	Anchorage	99629	907-346-0506	anne.brooks.alaska@gmail.com	3/27/2018
Team	Owen	Means		HDL Engineering Consultants, LLC	3335 Arctic Boulevard, Suite 10C	Anchorage	99503	907-564-2111	camden.brooks.alaska@gmail.com	3/27/2018
Team	Brooke	Therrien		HDL Engineering Consultants, LLC	3335 Arctic Boulevard, Suite 10C	Anchorage	99503	907-564-2111	shattenburg@hdalaska.com	3/27/2018
Team	Tor	Anderzen		HDL Engineering Consultants, LLC	202 West Elmwood Avenue	Palmer	99645	907-746-5230	mswenson@hdalaska.com	3/27/2018
Team	Michael	Fischer		HDL Engineering Consultants, LLC	3335 Arctic Boulevard, Suite 10C	Anchorage	99503	907-564-2143	hcampfield@hdalaska.com	3/27/2018
Tribal	Norbert	Beans		Northern Economics	3335 Arctic Boulevard, Suite 10C	Anchorage	99503	907-564-2159	omeans@hdalaska.com	3/27/2018
Tribal	James	Landlord		Algaqicq Native Village	202 West Elmwood Ave	Palmer	99645	907-746-5230	BTherrien@hdalaska.com	3/27/2018
Tribal				Association of Village Council Presidents	880 H Street, Suite 210	Anchorage	99501	907-274-5600	tanderzen@hdalaska.com	3/27/2018
Tribal				Azchaorok Incorporated	PO Box 48	St. Mary's	99658	907-438-2932	michael.fisher@norecon.com	3/27/2018
					PO Box 32249	Mountain Village	99632	907-591-2814	algaqicq@yahoo.com	11/28/2016
					PO Box 219	Bethel	99559	907-543-7300	alcooperations@gcd.net	3/1/2018
					PO Box 32213	Mountain Village	99632		info@avcp.org	11/28/2016

Vollunteeret



Fact Sheet



St. Mary's Airport Improvements

Project Number Z605630000

The Alaska Department of Transportation & Public Facilities (Department), in cooperation with the Federal Aviation Administration (FAA), is proposing improvements to St. Mary's Airport. FAA Airport Improvement Program funds are being used for the project, which only allow the Department to do work necessary to support the "critical aircraft". The critical aircraft is the largest type of plane that makes at least 500 operations in a year. The objective of this study is to complete an aviation activity forecast and socio-economic analysis to determine the critical aircraft and ensure we build a project meeting the community's needs.

To determine the critical aircraft for the St. Mary's Airport, the Department is seeking your input regarding the role the airport plays in your community. Your input will help us identify key issues and concerns about current airport conditions and future needs. The information you provide will assist the Department in developing a condition and needs assessment, which will be used to plan for future airport improvements. To date, planned improvements include:

- Resurfacing runways, taxiways, and apron
- Runway safety area improvements
- Replacing the airport lighting and sign system
- Upgrading the segmented circle and wind cones

Frequently Asked Questions

Does the State plan to shorten our runway? No. The current study will identify the critical aircraft at the airport, which will justify the runway length needed in St. Mary's.

Will the gravel surface be replaced with pavement? The runways will be resurfaced using crushed aggregate surfacing (gravel) with a dust palliative.

When will Improvements be constructed? Construction could occur as early as 2021, however timing is contingent on available funding.

To make a comment or for more information please contact:

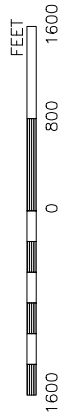
Christopher Johnston, P.E., Project Manager
907-451-2322, chris.johnston@alaska.gov
To correspond by text telephone: (TDD) 907-451-2363

Project website: <http://dot.alaska.gov/nreg/stmarys/>



LEGEND

- ① RESURFACE RUNWAY 17-35 AND 6-24
- ② RESURFACE TAXIWAY A AND B
- ③ RESURFACE MAIN APRON
- ④ REPLACE RUNWAY LIGHTING SYSTEM
- ⑤ REPLACE TAXIWAY LIGHTING SYSTEM
- ⑥ UPGRADE SEGMENTED CIRCLE AND WIND CONES



STATE OF ALASKA DEPARTMENT OF TRANSPORTATION AND PUBLIC FACILITIES NORTHERN REGION
ST. MARY'S AIRPORT IMPROVEMENTS
AKSAS Project NO: 60563
DATE: 1/19/2017



ST. MARY'S AIRPORT IMPROVEMENTS

Project Number Z605630000

ANTICIPATED FLEET MIX



CARRIER	# FLIGHTS PER WEEK	TRAFFIC TYPE	AIRCRAFT	DESIGN GROUP	OPTIMAL** RUNWAY LENGTH (ft)
RAVN	9	Passenger	DHC-8-100	B III	4,000
NORTHERN AIR CARGO	Summers: 3/wk Winter: 2/wk	Cargo	737-200*	C III	>6,000
			737-300*	C III	>6,000
			737-400*	C III	>6,000
EVERTS AIR	2	Cargo	DC6	B III	5,000
RYAN AIR	3	Cargo	Casa 212-200	A II	4,000
TRANSNORTHERN	Charter	Cargo	DC6	B III	5,000
LYNDEN	Charter	Cargo	C130	C IV	5,000
ALASKA DIVISION OF FORESTRY	Every 3-4 yrs	Firefighting	Convair 580	B III	5,000
LIFE MED	Frequent	Medivac	King Air 200	B II	4,000
	Available	Medivac	Learjet	C II	6,000

- * Existing runway length is required for 737 airplane to accommodate takeoff and landing distance.
- ** Runway lengths based on preliminary correspondence with air carriers.

PROPOSED PROJECT

The Alaska Department of Transportation & Public Facilities (DOT&PF), in cooperation with the Federal Aviation Administration (FAA), is proposing improvements to the St. Mary's Airport. The project will be funded through FAA grants. Planned improvements include:

- Resurfacing runways, taxiways, and apron
- Runway safety area improvements
- Replacing airport lighting
- Replacing airfield signs
- Upgrading the segmented circle and wind cones

B-16

Construction could occur as early as 2021, however is contingent on available funding.

PROJECT OBJECTIVES & FUNDING

Our goal is to build the project which best meets the needs of St. Mary's and the surrounding communities. In order to ensure we build the right project, we are gathering information about current and forecasted airport operations; the community's key issues; and current airport conditions and future needs. We are also completing a socio-economic analysis for St. Mary's and the surrounding communities. This information will be used to develop a plan to address the safety and compliance issues associated with the substandard Runway Safety Area at the airport in order to secure future FAA funding for needed surfacing and lighting improvements.

Funding for the proposed project is provided by the FAA's Airport Improvement Program.

FAA REQUIREMENTS

The State's proposed project must meet FAA standards in order to be eligible Federal Airport Improvement Program funds. DOT&PF is working closely with FAA to ensure that we construct the right project for each community. The standards which will affect this project are:

- 1) **Runway Length.** Runway length is normally based on the "critical aircraft", which is typically defined as the largest aircraft having at least 500 annual operations (takeoffs and landings) at the airport. Runway length can also be justified based on other economic needs. Currently, DOT&PF is developing an aviation and economic forecast to justify the length of the runway needed by communities.
- 2) **The Runway Safety Area (RSA).** RSAs must be sized appropriate for the critical aircraft or we must show in a RSA Practicability Study that our proposed project will construct the most practical RSA given the specific airport challenges.



ST. MARY'S AIRPORT IMPROVEMENTS

Project Number Z605630000

EXISTING AIRPORT ISSUES

- Airport needs to be resurfaced
- Airfield lighting systems are beyond their service life and need replacement
- Airfield signage is outdated and/or obsolete and needs replacement
- Vegetation is encroaching on the runway and is a safety hazard
- Poor surface drainage results in standing water on the runway and soft runway surface during break-up and rain events
- Existing runway safety areas (RSAs) do not meet the FAA's current standards for length, width, and grade



ST. MARY'S AIRPORT



PROJECT TEAM

DOT&PF

- Christopher Johnston, Project Manager
- Ping Foster, Designer
- Melissa Jensen, Environmental Analyst

HDL Engineering

- Mark Swenson, Project Manager
- Tor Anderzen, Aviation Planner
- Heather Campfield, Environmental Lead/Public Involvement

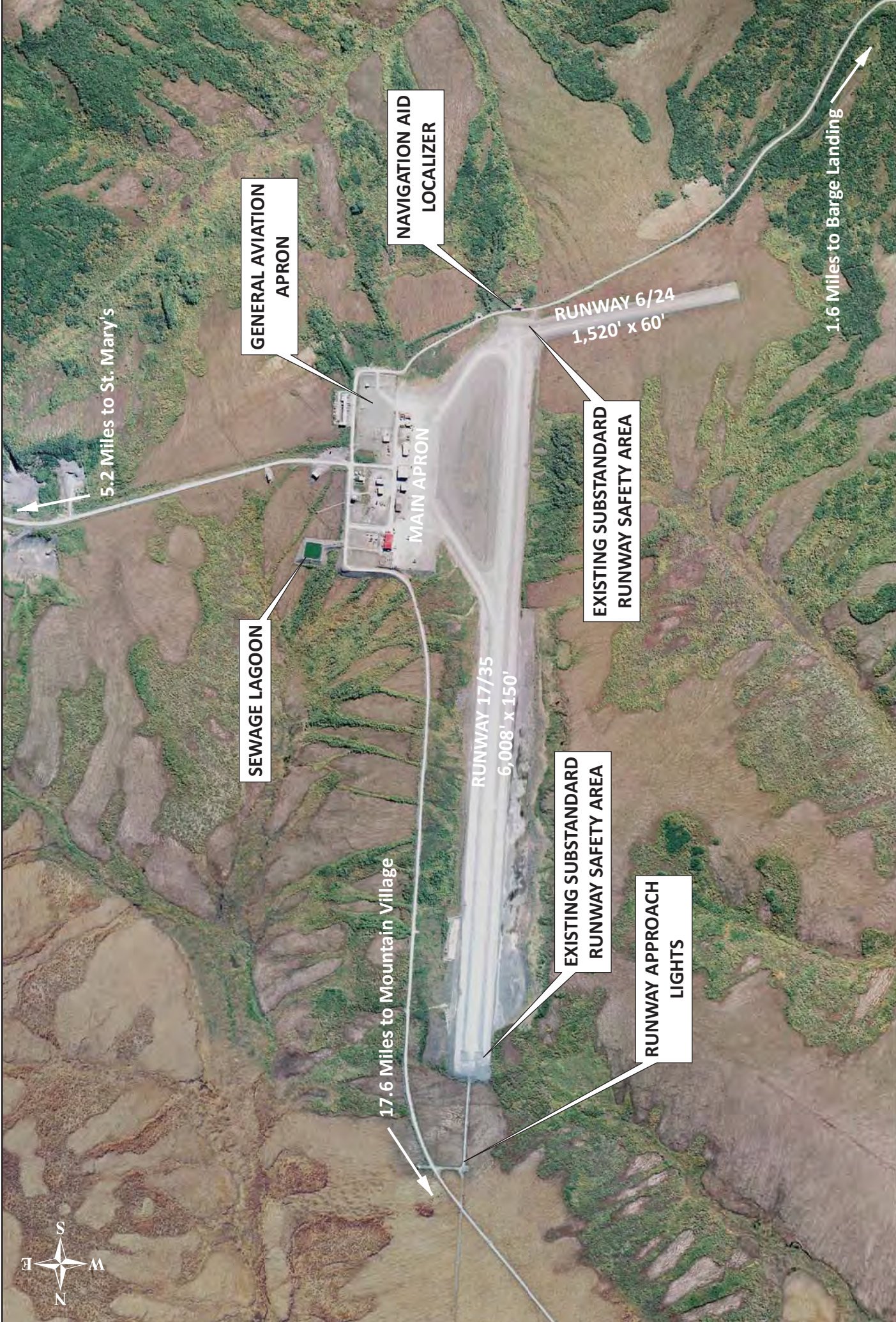
Northern Economics

- Michael Fischer, Economist



ON LINE RESOURCES

<http://dot.alaska.gov/nreg/stmarys/>



ST. MARY'S AIRPORT IMPROVEMENTS

Project Number Z605630000





COMMENT SHEET
St. Mary's Airport Improvements
 Project Number Z605630000

April 26, 4:00 – 7:00 PM
City Hall, St. Mary's Alaska

Public Comment Period is April 26 through May 28, 2018

We welcome written input and ideas from the public. Thank you for taking the time to be involved.
 (If you need more space please use back side of sheet.)

COMMENTS:

How did you hear about this meeting?

--

More information can be found at: <http://dot.alaska.gov/nreg/stmarys/>

*Before including your address, phone number, e-mail address, or other personal identifying information in your comment, be advised that your entire comment –including your personal identifying information –may be made publicly available at any time. While you can ask us in your comment to withhold from public review your personal identifying information, we cannot guarantee that we will be able to do so.

E-MAIL ADDRESS: _____

NAME: _____

MAILING ADDRESS: _____

For further information, please contact Christopher Johnston, P.E., Project Manager, at (907) 451-2322 or email chris.johnston@alaska.gov. To correspond by text telephone (TDD), please call (907) 451-2363.



ALASKA DEPARTMENT OF TRANSPORTATION
AND PUBLIC FACILITIES



PUBLIC MEETING
SIGN-IN SHEET

PROJECT NAME: St. Mary's Airport Improvements, Project Number Z605630000

DATE: Thursday, April 26, 2018

NAME/ COMPANY/ AFFILIATION (PLEASE PRINT)	MAILING ADDRESS and *EMAIL	PHONE	*GENDER OPTIONAL	*RACE OPTIONAL
WALTER A. JOHNSON	P.O. BOX 131 St. Marys, AK 99658	438 2048	M	Yupik
AnnMarie Stoot	P.O. Box 189 St. Mary's AK 99658	438 2525	F	Hispanic
Misa Beans	P.O. Box 1343 St. Mary's, AK 99658	438 6354	M	AK Native
George Beans	Box 153 St. Marys AK 99658	438 6107	M	AK Native
DEIER Tysen	Box 52 St. Marys, AK 99658	438-6524	M	AK Resident
Kimberly m Ted	Box 2655 St. Marys AK 99658	438-6559	F	AK Native
Wallace Joe, Sr	Box 202 St. Marys, AK 99658	438 2085	M	AK Native

*This information is voluntary. Its purpose is to ensure fair and equal representation by the public in all projects and programs administered by Alaska Department of Transportation and Public Facilities.

Race Categories: White(W), Alaska Native (AN), Native America (N), Black (B), Hispanic (H), Asian (A), Pacific Islander (P), and Other (O).



ALASKA DEPARTMENT OF TRANSPORTATION
AND PUBLIC FACILITIES



PUBLIC MEETING
SIGN-IN SHEET

PROJECT NAME: St. Mary's Airport Improvements, Project Number Z605630000

DATE: Thursday, April 26, 2018

NAME/ COMPANY/ AFFILIATION (PLEASE PRINT)	MAILING ADDRESS and *EMAIL	PHONE	*GENDER OPTIONAL	*RACE OPTIONAL
CLARENCE JENSEN	PO Box 367 St Mary's AK 99658 clarence-johnson@ykhk.org	478-2613	M	
Hilde Abstrom	PO Box 62 St. Mary's, AK hoothes791688@yahoo.com	438-6262	F	
Martha Pauken	St Mary's Box 7	438-2002	F	
Nishi Case	PO Box 251 St Mary's	438-6600	F	
Flora Pauken	St Mary's Box 364	438-6089	F	
Mary Tyson	St. Mary's AK Box 177	438-6675	F	
Rena Pauken	St Mary's AK	438-6219	F	

*This information is **voluntary**. Its purpose is to ensure fair and equal representation by the public in all projects and programs administered by Alaska Department of Transportation and Public Facilities.

Race Categories: White(W), Alaska Native (AN), Native America (N), Black (B), Hispanic (H), Asian (A), Pacific Islander (P), and Other (O).



ALASKA DEPARTMENT OF TRANSPORTATION
AND PUBLIC FACILITIES



PUBLIC MEETING
SIGN-IN SHEET

PROJECT NAME: St. Mary's Airport Improvements, Project Number Z605630000

DATE: Thursday, April 26, 2018

NAME/ COMPANY/ AFFILIATION (PLEASE PRINT)	MAILING ADDRESS and *EMAIL	PHONE	*GENDER OPTIONAL	*RACE OPTIONAL
Kevin Andrews	Box 23 St. Mary's	438-6701		
Catherine Moscs	P.O. Box 32219, Mon 99632	591-2814		
Mallya A. Thompson	P.O. Box 186 KSM 99658	438 6032	F	AN
Herbert Thompson Sr	Box 186 St. Mary's AK 99658	458-5761	N	
Caroline E. White	P.O. Box 114 ST. MARY'S, AK 99658	438-6175	F	AK
CHRISTOPHER A. MIKE	P.O. Box 96 ST. MARY'S	438-2103	M	NATIVE
Mary Paukan	P.O. Box 76 St Mary's	438-6073	F	NA.

*This information is voluntary. Its purpose is to ensure fair and equal representation by the public in all projects and programs administered by Alaska Department of Transportation and Public Facilities.

Race Categories: White(W), Alaska Native (AN), Native America (N), Black (B), Hispanic (H), Asian (A), Pacific Islander (P), and Other (O).



ALASKA DEPARTMENT OF TRANSPORTATION
AND PUBLIC FACILITIES



PUBLIC MEETING
SIGN-IN SHEET

PROJECT NAME: St. Mary's Airport Improvements, Project Number Z605630000

DATE: Thursday, April 26, 2018

NAME/ COMPANY/ AFFILIATION (PLEASE PRINT)	MAILING ADDRESS and *EMAIL	PHONE	*GENDER OPTIONAL	*RACE OPTIONAL
Nancy Andrew	P.O. Box 149 St. Mary's AK 99658	438- 2315		
Nobel Paukan	Box 322 St. Mary's 99658	438 2575		
Abigail Lamont	P.O. Box 288 St. Mary's 99658	438 2953		
Joyce Lee	BX 322 B Mountain Village, AK 99622	591- 2527		
Douglas Lee	BX 32 Mountain Village, AK 99622	591- 6181		
Vernon George	P.O. Box 121 St. Mary's AK 99658	438 6616		
Richard Alstrom Yupit of Anaktuvuk	P.O. Box 88 St. Mary's, AK 99658	438- 2312		

*This information is voluntary. Its purpose is to ensure fair and equal representation by the public in all projects and programs administered by Alaska Department of Transportation and Public Facilities.

Race Categories: White(W), Alaska Native (AN), Native America (N), Black (B), Hispanic (H), Asian (A), Pacific Islander (P), and Other (O).



ALASKA DEPARTMENT OF TRANSPORTATION
AND PUBLIC FACILITIES



PUBLIC MEETING
SIGN-IN SHEET

PROJECT NAME: St. Mary's Airport Improvements, Project Number Z605630000

DATE: Thursday, April 26, 2018

NAME/ COMPANY/ AFFILIATION (PLEASE PRINT)	MAILING ADDRESS and *EMAIL	PHONE	*GENDER OPTIONAL	*RACE OPTIONAL
Louis George JR Citizen	Box 16 St Mary's, AK 99658	(907) 438-2850	male	Native
Jason Newby		438-6352	male	
Carole F Alexie	Px 32323 Mtn. Village, AK 99632	545- 2476	F	Native
Gerry Alexie	Box 32023 Mtn. Village, AK 99632	907 591-6265	M	Yupik
Humbel Anderson Board Yukon School District	P.O. Box 32089 Mountain Village, AK	907 591 8149	M	Caucasian
Maggië Paukan	Box 107 St. Mary's, AK 99658	907- 6125	F	
Lillian Johnson Nerlukmte Native Corp	PO Box 87 St Mary's AK 99658	438 2332	F	Native

*This information is voluntary. Its purpose is to ensure fair and equal representation by the public in all projects and programs administered by Alaska Department of Transportation and Public Facilities.

Race Categories: White(W), Alaska Native (AN), Native America (N), Black (B), Hispanic (H), Asian (A), Pacific Islander (P), and Other (O).



ALASKA DEPARTMENT OF TRANSPORTATION
AND PUBLIC FACILITIES



PUBLIC MEETING
SIGN-IN SHEET

PROJECT NAME: St. Mary's Airport Improvements, Project Number Z605630000

DATE: Thursday, April 26, 2018

NAME/ COMPANY/ AFFILIATION (PLEASE PRINT)	MAILING ADDRESS and *EMAIL	PHONE	*GENDER OPTIONAL	*RACE OPTIONAL
Howard C Peterson ACS Corporation Director	Po Box 32263 Howard.peterson@gmail.com	907 591 6336	male	Native Alaskan
Guest Mante Polty	Po Box 32 A-1 Mary's Alaska JFKS	438- 6268	MALE	ESKIMO
Paul Lamont Pitka's Point Native Corporation	P.O. Box 289 St. Mary's Alaska	438 6534	M	
Calvin M. Edwards	P.O. Box 196 St. Mary's Ak.	907 438-6302		
Benjamin Polty	P.O. Box 235 St. Mary's Ak 99658	907 438-2209	m.	f - Native
Tara Tikun	Po Box 364 St. Marys Ak 99658	907 438-6099		Native Alaska
Wilpe Tikun	Po Box 364 St. Marys Alaska 99658	907 438-6098	M	NATIVE Alaska

*This information is voluntary. Its purpose is to ensure fair and equal representation by the public in all projects and programs administered by Alaska Department of Transportation and Public Facilities.

Race Categories: White(W), Alaska Native (AN), Native America (N), Black (B), Hispanic (H), Asian (A), Pacific Islander (P), and Other (O).



ALASKA DEPARTMENT OF TRANSPORTATION AND PUBLIC FACILITIES



PUBLIC MEETING SIGN-IN SHEET

PROJECT NAME: St. Mary's Airport Improvements, Project Number Z605630000

DATE: Thursday, April 26, 2018

NAME/ COMPANY/ AFFILIATION (PLEASE PRINT)	MAILING ADDRESS and *EMAIL	PHONE	*GENDER OPTIONAL	*RACE OPTIONAL
Sylvia Nerby AVCP Inc TWO Dept	Box 128 St. Mary's AK 99658 Snerben @ avcp.org	907 438 2328	F	AN
John Thompson DR Station Manager	P.O. Box 179 St. Mary's, AK 99658	438 6001	M	AN
Gilda George Asst. Chief SAR mint Tribe Wilfred Stevens Yupit of Andreafski	Box 32084 Mtn. Village AK 99658	422- 7335	F	AN
Mathew Anstey Sr A2adhorok corp MOU	P.O. Box 331 St. Mary's, AK 99658	438 6109	M	AN
Agnes George Wilson November Vernon George JR Naureen	Box 32355 Mt. Village 360 Yupik Road PO Box 374 St. Mary AK 99658	6704	m	SK
Virginia Siptrey concerned citizen	P.O. Box 5 St. Mary's, AK 99658	6732	F	AN

*This information is **voluntary**. Its purpose is to ensure fair and equal representation by the public in all projects and programs administered by Alaska Department of Transportation and Public Facilities.

Race Categories: White(W), Alaska Native (AN), Native America (N), Black (B), Hispanic (H), Asian (A), Pacific Islander (P), and Other (O).



ALASKA DEPARTMENT OF TRANSPORTATION
AND PUBLIC FACILITIES



PUBLIC MEETING
SIGN-IN SHEET

PROJECT NAME: St. Mary's Airport Improvements, Project Number Z605630000

DATE: Thursday, April 26, 2018

NAME/ COMPANY/ AFFILIATION (PLEASE PRINT)	MAILING ADDRESS and *EMAIL	PHONE	*GENDER OPTIONAL	*RACE OPTIONAL
Cornelius Paukan	Po Box 14 St Mary 99658	438-6633	M	Yupik
Rocky Frenichs	3830 Old Inlet Rd Anchorage AK 99581	440-0590	M	white
Rody Frenichs	Box 25 St Mary's AK 99658	444-1285	m	yupik
DAW STOUT	PO BOX 189 ST MARY'S AK 99658	438-2528	m	WHITE
Bill Alstrom	PO BOX 62 ST MARY'S AK 99658	488-6047	M	Yupik
William Ribey	Box 326 ST Marys AK 99658	438-6116	m	Yupik
Christopher Beans	Box 313 St Marys, AK 99658	438-2102	M	yupik

*This information is voluntary. Its purpose is to ensure fair and equal representation by the public in all projects and programs administered by Alaska Department of Transportation and Public Facilities.

Race Categories: White(W), Alaska Native (AN), Native America (N), Black (B), Hispanic (H), Asian (A), Pacific Islander (P), and Other (O).



ALASKA DEPARTMENT OF TRANSPORTATION
AND PUBLIC FACILITIES



PUBLIC MEETING
SIGN-IN SHEET

PROJECT NAME: St. Mary's Airport Improvements, Project Number Z605630000

DATE: Thursday, April 26, 2018

NAME/ COMPANY/ AFFILIATION (PLEASE PRINT)	MAILING ADDRESS and *EMAIL	PHONE	*GENDER OPTIONAL	*RACE OPTIONAL
Israel J. Marten Faith Baptist Church Ivan Sipary	P.O. Box 143, Saint Mary's, AK 99658 rebecca_bosanna2002@yahoo.com PO Box 276 St Marys, AK 99658	907-414-2389 907-438-4037	N M	White Yupik
Eileen Prince	PO Box 327 St. Mary's AK 99658	438/6101	F	Yupik
Simeon Prince	11	438/6005	M	Yupik
Tom MARTIN Crowley fuels		907 744/6752	M	White

*This information is voluntary. Its purpose is to ensure fair and equal representation by the public in all projects and programs administered by Alaska Department of Transportation and Public Facilities.

Race Categories: White(W), Alaska Native (AN), Native America (N), Black (B), Hispanic (H), Asian (A), Pacific Islander (P), and Other (O).



ALASKA DEPARTMENT OF TRANSPORTATION
AND PUBLIC FACILITIES



PUBLIC MEETING
SIGN-IN SHEET

PROJECT NAME: St. Mary's Airport Improvements, Project Number Z605630000

DATE: Thursday, April 26, 2018

NAME/ COMPANY/ AFFILIATION (PLEASE PRINT)	MAILING ADDRESS and *EMAIL	PHONE	*GENDER OPTIONAL	*RACE OPTIONAL
Augusta R. Westdehl	P.O. Box 186 St. Mary's AK 99658	438-6370	F	AN
Murvin Beans	P.O. Box 313 St. Mary's AK 99658	438-2102	F	AN
Garrett George	P.O. Box 133 St. Mary's, AK 99658	438-6070	M	AN
Timothy Michaels Crowley Fuels	P.O. Box 285 Bethel, AK 99559	907-545 3101	M	Alaskan native
James Edwards	P.O. Box 144 St. Mary's	438-6180	M	AN

*This information is voluntary. Its purpose is to ensure fair and equal representation by the public in all projects and programs administered by Alaska Department of Transportation and Public Facilities.

Race Categories: White(W), Alaska Native (AN), Native America (N), Black (B), Hispanic (H), Asian (A), Pacific Islander (P), and Other (O).

Appendix C

Survey Results

Summary of Survey Results

Traveler, Resident, and/or Elected Official Survey Summary	C-1
Business Owner or Manager Survey Summary	C-19
Air Carrier, Lease Holders, and Pilots Survey Summary	C-40

Individually Completed Surveys

Traveler, Resident, and/or Elected Official Survey Summary	C-67
Business Owner or Manager Survey Summary	C-397
Air Carrier, Lease Holders, and Pilots Survey Summary	C-467

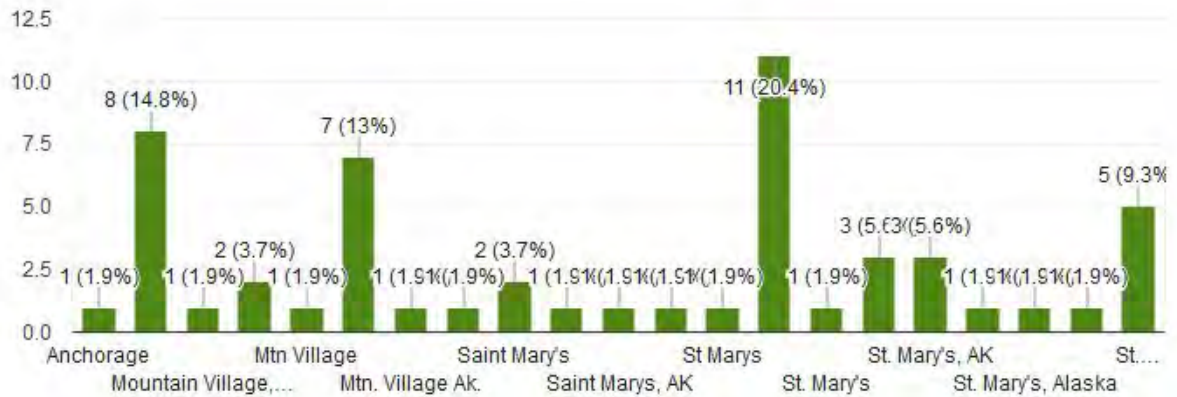
*Note all surveys completed by hand were entered into the on-line database.

Summary of Results for Traveler, Resident, and Elected Official Surveys

St. Mary's Airport Improvements

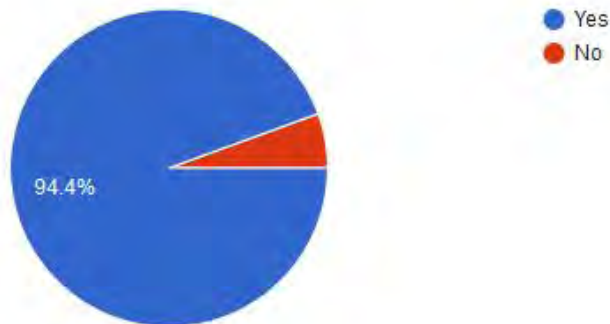
In what city or village do you primarily live?

54 responses



Do you live there year-round?

54 responses



If not, please describe the places you live and what times of the year you are in each place.

6 responses

I teach in St Mary's so I'm there all school year, a little before and a little after. In June and July I travel to other places usually in state.

Anchorage, usually during the winter

I live in Mountain Village but use the Saint Marys airport for a lot of things. Using KSM airport makes it a lot easier to travel living in our remote area.

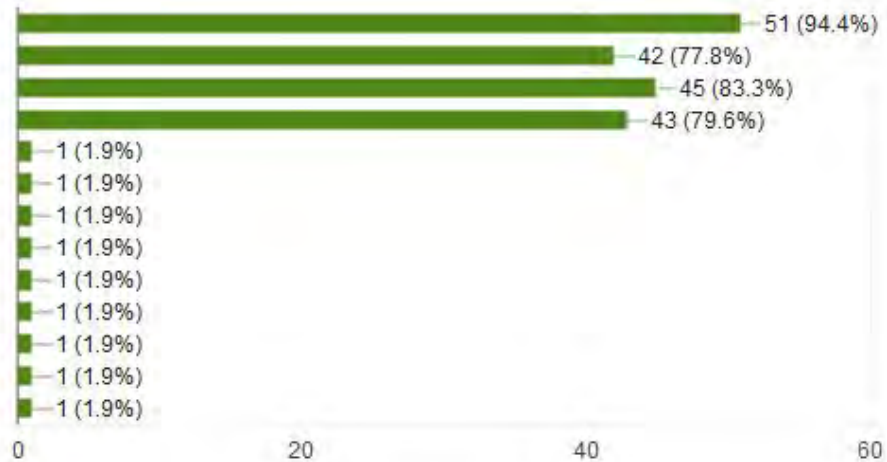
9 months in St. Mary's, 3 months in Oregon/Idaho

(I only live in Mountain, but I (we) do travel to other villages (St. Mary's, Pitkas Point, Pilot Station, Marshall (Fortuna Ledge), to do shopping and medical (KSM)). Medical service do rely on freight carriers too, so that will impact the medical industry, too.)

Primarily here at Mt.

In what ways do use the St. Mary's Airport?

54 responses



How often do you use the St. Mary's airport? Please explain.

49 responses

Daily mail, weekly freight, monthly travel. (2)

4 to 5 times a month

Every six months

Monthly

every 3 weeks for treatment in Anchorage for 1 year, after that we fly almost every month

At least four times a year, usually more.

For supplies that I order as part of my job, close to weekly

We have been renovating our house and we do use the Nac or Everts quite often. Without them coming in we will have to wait for the barge to take our lumber here and that takes too long.

Weekly I orders supplies and materials I need.

About 3 times a year. Sometimes for personal and sometimes for business.

very often

Depends maybe at least 10 times a year

Daily, all mail and groceries go through this airport

Personal/Business Travel - 10 times/yr. Shipping frozen goods to/from Anchorage or near by communities = 6 or 10 times/yr.

It is used every day to bring in goods to be distributed to local and non-local business and mail. This is also a major hub during the summer season which gives most family a chance to make an income for the winter during the fishing season.

My extended family and I use the airport regularly for personal reasons and I use the airport for shipping and receiving freight. I have family that lives outside of Saint Mary's and they fly out here every year for subsistence and commercial fishing. I use the cargo airlines like Everts and Northern Air Cargo for freighting out snowmachine maintenance and shipping out meats and fish to family members.

Very often

Seven days a week

12-20 times a yr. Mostly medical travel between KSM-ANC/KSM-Bethel. Also with the tribal entity for government to government relationships meetings etc.

Traveling out of KSM to Anch/Bethel/Aniak

When I've got to travel for training

Business travel, freight

I order items that need to be brought out with a cargo plane at least 3 or 4 times a year.

When I'm traveling. Shipping freight to Anchorage or other places. Receiving freight such as groceries, Honda, snow machine.

Weekly - same as #4

For medical reasons or for personal about every month.

Almost every time I travel. Freight.

A few times a year. I travel for work, personal. Our freight is shipped. Our fish from summer commercial. Fish are shipped out from there.

I think our community uses the airport on a daily basis. It's very important that we keep the airport the way it is.

Not much

Couple times a year.

As often as my needs require. Be it personal or required to reach outside entities for health needs.

When needed to travel.

I use it for travel and pick up products.

When ever I need to get somewhere there is no other road system, or to ship out big equipment.

2X month for 9 months, August - May

I have multiple medical problems that can only be addressed in Anchorage.

Use St. Mary's for medical, business meetings, sending out fish, getting [items] from Anchorage.

Personally, our family household members travel to and from St. Mary's airport to other destinations, usually each member travels between 2-4 times annually via KSM airport. We depend on this hub airport to meet our travel needs and delivery of personal freight items.

I use the airport many times of the year. Either traveling or picking up freight from the major airlines.

At least six times a year with business, health related, and personal travel. I use the freight airlines at least twice a year to order freight. I CANNOT Afford extra freight charges.

It depends on medical/hospital needs funerals and events in other communities I would say frequently.

At LEAST three times a year.

Everyday to expect mail and supplies.

For health check-ups and dental.

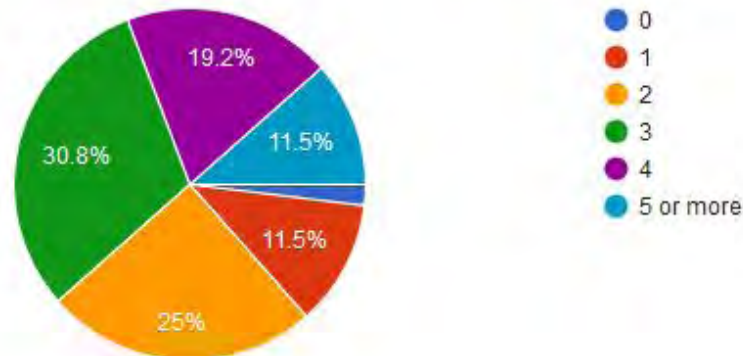
Almost every month escorting friends or family to medical appt.

On business travel whenever I need to, medical travel, hard to say when we need medical travel. I order my household and food supply out of Anchorage just about every 2 weeks and sometimes need to ship by freight.

At least 2 times a month for travel or shipping goods.

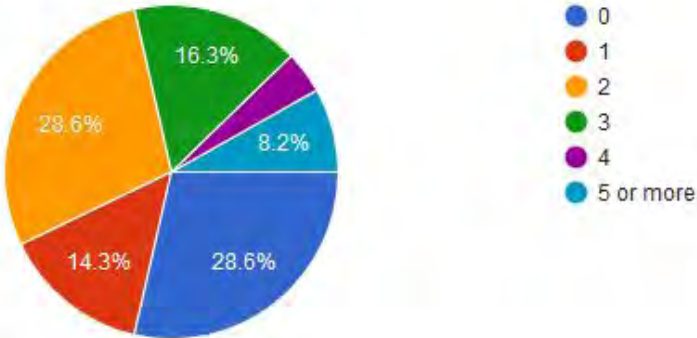
How many adults (18 years old and older) live in your household?

52 responses

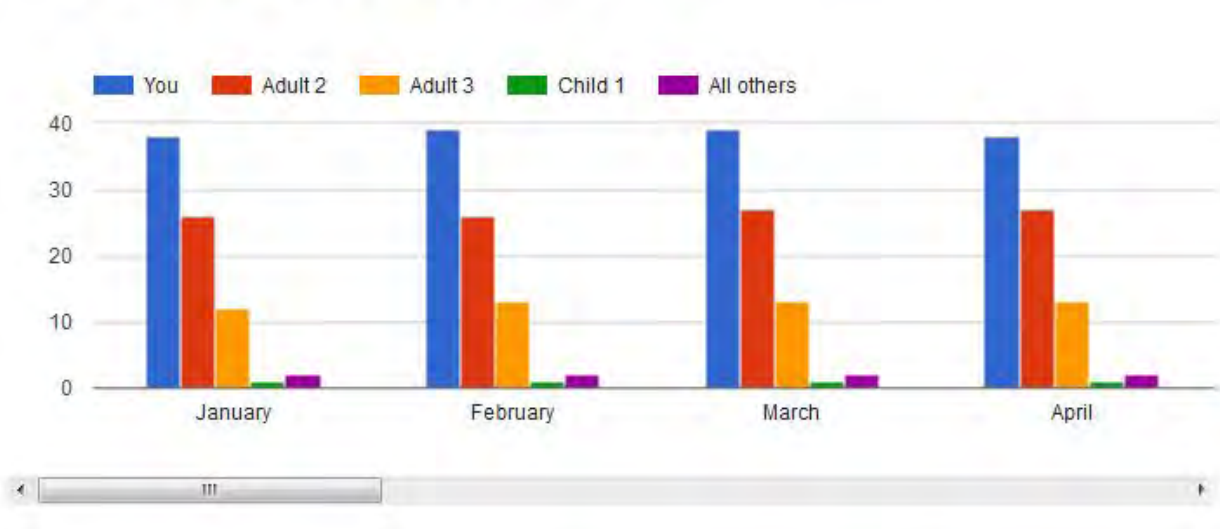


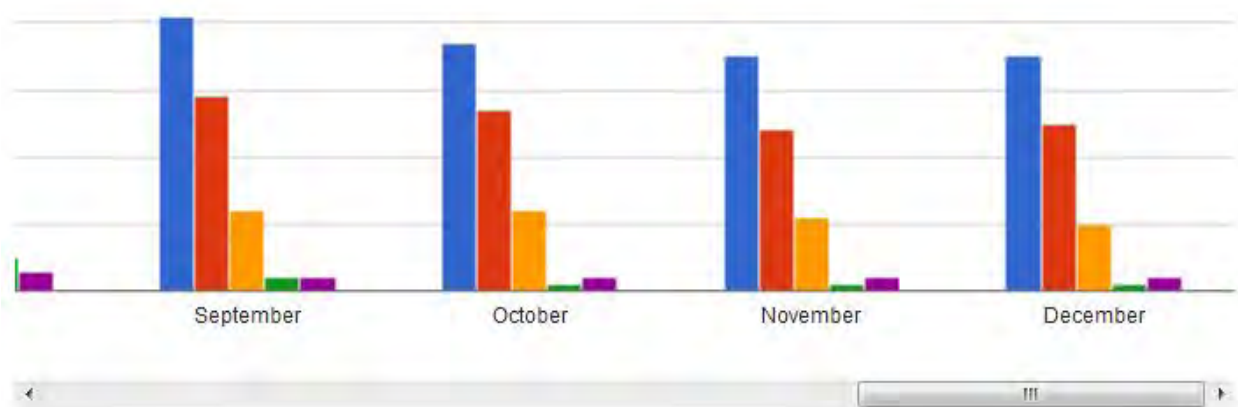
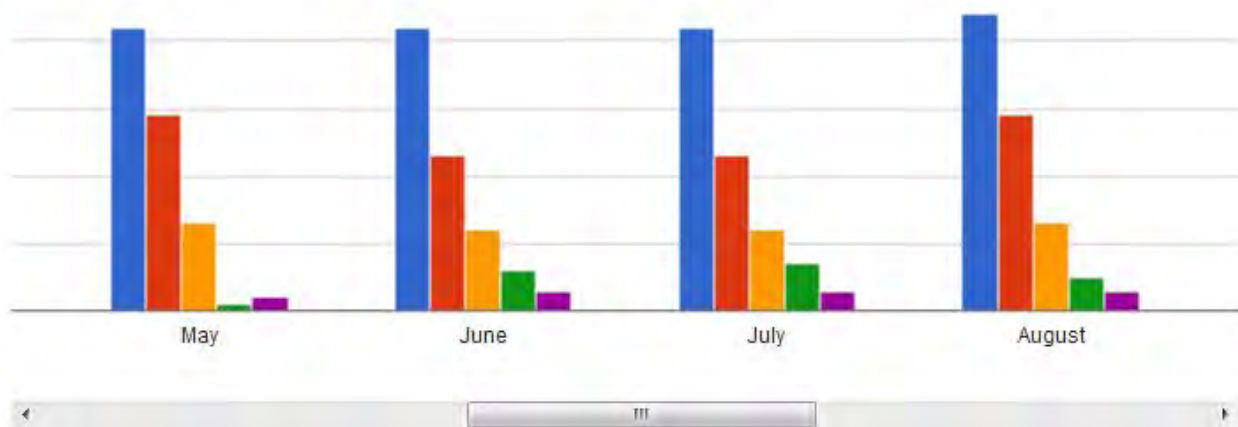
How many children (under 18 years old) live in your household?

49 responses



What months each year do you and other members of your household work for income, in any job or self-employment?



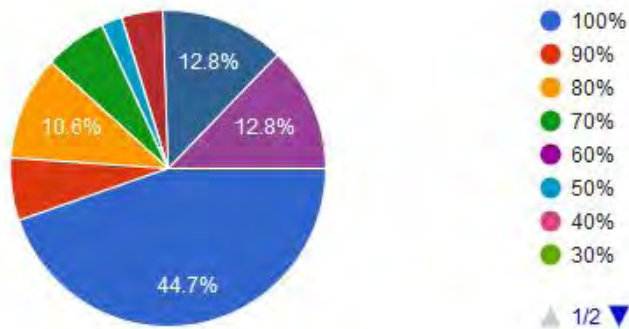


What was your annual household income in 2016 and 2017?



What percentage of your income in 2017 did you receive from public or private employment, other than commercial fishing or processing? Full or part time, including employment with a tribal entity, Native Corporation, Yukon Kuskokwim Health Corporation, or the government.

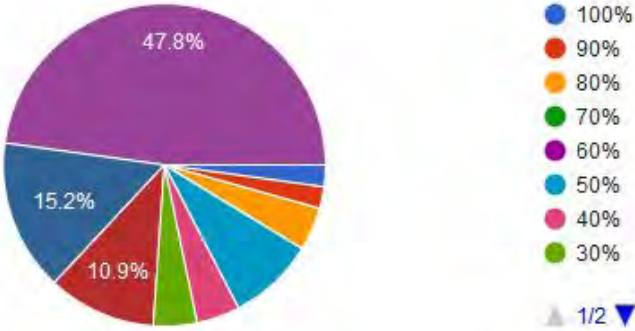
47 responses



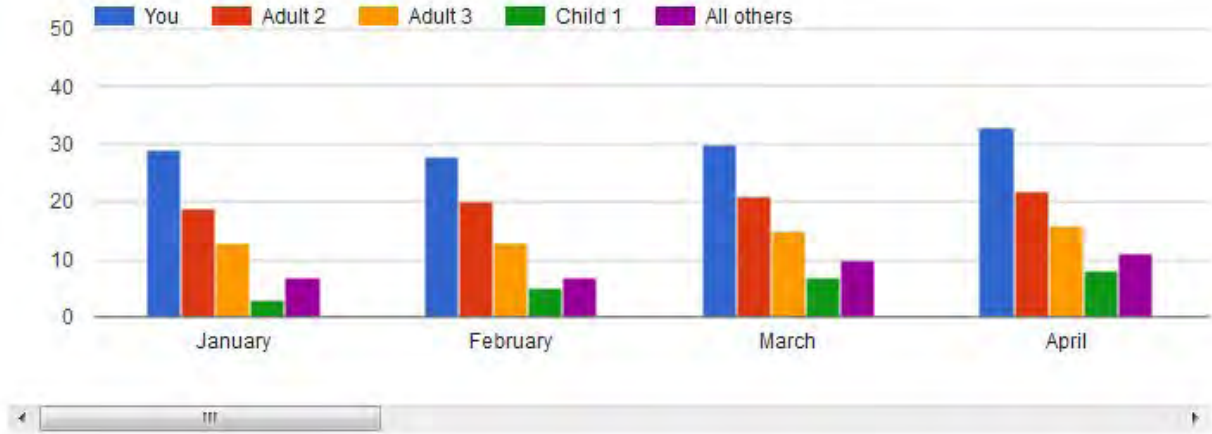
- 20%
- 10%
- 0%

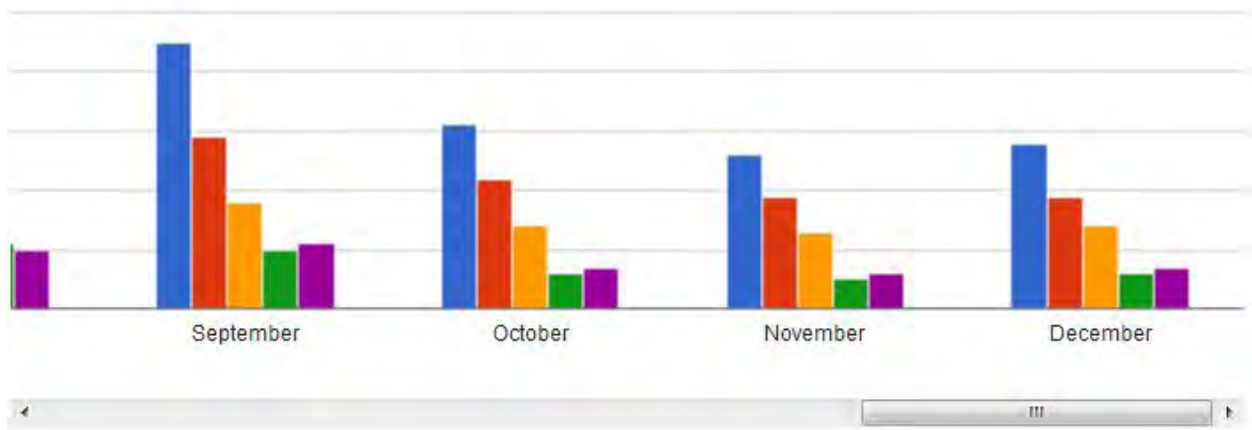
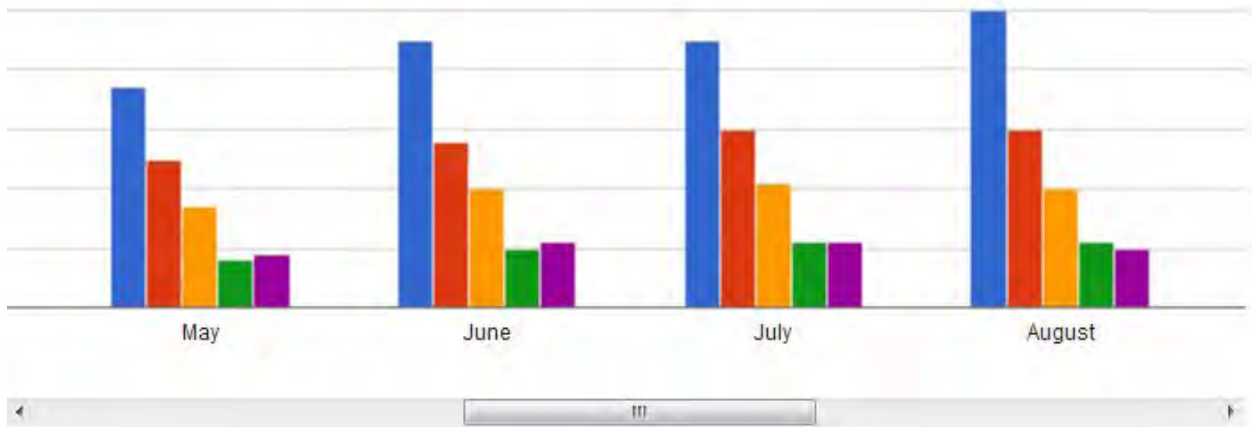
What percentage of your income in 2017 did you receive from commercial fishing or processing?

46 responses



What months each year do you and other members of your household participate in subsistence activities?





Would you like to tell the team anything else that may assist with the project?

39 responses

Note: This survey had the following lines initialed.

"We need the state to regularly maintain the AWAICS system."

"We do not want the Saint Mary's runway to be shortened, because it will help eliminate economic activities." (3)

Note: This survey had the following line initialed.

"We do not want the Saint Mary's runway to be shortened, because it will help eliminate economic activities." (2)

Yes don't do the project if it's going to shorten the runway to limit what type of aircraft can land. THAT WOULD HURT OUR ECONOMY AND OUR PEOPLE!!!!

Do NOT shorten the runway!!! IF YOU do that... you can make mountain village runway longer and wider for NAC and EVERETS to land... you gotta be stupid to be shortening that runway.

Airport is used daily which helps families from medical to personal use.

I believe that shortening the runway will absolutely destroy our economy. I would expect decreased jobs, increased costs, and probably a reduction in population living here.

Most people here depend on commercial fishing . Without the big air carriers coming in to pick up fish it will really put a burden on their families. Some people are already having a hard time because of lack of jobs here.

Having large plans be able to land is very important to my life style

As I understand it, this project reduces the usable length of runway 16-34 at St. Mary's Airport which would also prohibit the larger commercial aircraft from landing there. This would greatly affect passenger and freight traffic to and from our community. Many residents such as myself rely on that service for travel and to ship major appliances, boats, motors, snow machines and other RV's. Bypass mail will be affected by this as all the stores out here rely on this cost saving measure to offer a reasonable price for goods to people out here. The larger aircraft can carry much of the larger freight and the bulk of the bypass mail out here. Commercial fishing is important for St. Mary's and provides much needed employment for the people here who don't have year round jobs. The fish buyers rely on the larger aircraft to ship in much of their equipment to conduct business here. The service is also used to fly the fish out in bulk to provide fresh salmon product to markets in Anchorage, Fairbanks and Juneau, Alaska as well as Seattle and Tacoma Washington, Portland, Oregon and other cities across these United States. Salmon from the Yukon Delta are also well known in markets in Japan, Korea and China. This is an expanding market and the community of St. Mary's greatly benefits from that economy. Reduction in the usable length of Runway 16-34 at St. Mary's would virtually destroy the community because the larger aircraft would be unable to use that runway. St. Mary's is also the hub community for Pitkas Point, Mountain Village and Pilot Station, Alaska which means that much of the freight and all the bypass mail that they get arrives first at St. Mary's with the large commercial aircraft who use Runway 16-34. All the businesses and people who work and live out here would be greatly and negatively impacted and probably destroy these communities. This is NOT a St. Mary's Airport Improvements as this survey suggests, that is misleading, something I would even consider calling a bald-faced lie. If the usable length of Runway 16-34 is reduced to 4000 feet or less, this would be a community-killer for us. I strongly urge the planners and managers of this plan to abandon it and continue maintaining the whole length of that runway.

DO NOT SHORTEN THE RUNWAY. A shorter runway will negatively affect all aspects of living here in St. Mary's for all local residents, including surrounding communities. From higher grocery prices, to higher freight costs, to higher airfare costs, to effectively eliminating the commercial fishing industry by not allowing larger cargo aircraft to land and takeoff.

We rely heavily on aircraft that can bring in bypass mail and ship out commercially caught fish. Also, snowmachines and outboards are brought in for St. Mary's and nearby communities. If bypass mail, freight, and passenger service have to be routed through places like Bethel, it would double the cost of all these services.

If any major changes are made to the runway causing the freighters not to land here at the one major hub for our area, prices of living expenses will increase to a point that we will not be able to support our families on the pay scale we are currently using. This will either cause many to move to urban areas or to put more people on government assistance.

The St. Mary's Airport is the major HUB for many surrounding villages: Pilot Station, Marshall, Pitkas Point, Mountain Village, Kotlik, Alanunuk, Sheldon's Point. With the prices of tickets and freight going up annually, it just jumped from \$660-\$715.00 round trip to Anchorage for example, it will cost everybody out here almost double the price to fly through Bethel. The grocery store prices will sky-rocket (the prices are already ridiculously high) if Northern Air Cargo(NAC) and Everts Air Cargo are not allowed to fly out here because of a shortened runway by 2,000ft.

With the Y2 commercial fishing picking up with record numbers of King Salmon, Chum Salmon and the Coho Salmon, St. Mary's has a fish buyer(FishPeople) at the St. Mary's dock and they depend on NAC and Everts Air Cargo flying out here on almost a daily basis during the commercial fishing season, to fly out the freshest Salmon of top quality. If the cargo airlines are not allowed to fly out here and max out on payloads of salmon, the entire Y2 commercial fishing district will shutdown and the fish buyers, FishPeople, will be forced to shutdown operations and leaving no other fish buyer for the Y2 district, the fishermen who depend on commercial fishing as a means of their annual income, will be devastated, the communities, the families and the children.

The weather is changing all over Alaska. The flights from Anchorage, Bethel, Emmonak and St. Mary's and the whole Yukon/Kuskokwim region are feeling the effects of climate change and we all appreciate the convenience of having St. Mary's as a Major HUB for the surrounding communities, because of all the By-pass mail and freight for the school districts and stores and major freight that are sent out all year round for personal and businesses use. St.Mary's Airport takes their share of the work load to make everybody's job easier and the people they serve to keep their mail and groceries and everyday needs met. When one airport is down as a HUB, the surrounding villages that HUB serves, are not getting what every HUB provides. If the HUB here in St. Mary's is moved to Bethel, or Emmonak, there's no predicting what the weather will do to the villages in the long winter

months, but from how it was this winter, there were a lot of cancellations between Anchorage, the Bethel Region and St. Mary's Region. Bethel will have to take care of the Kuskokwim communities, the Kuskokwim coastal communities it currently serves and the Lower Yukon villages and Yukon Coastal communities that St. Mary's would have been taking care of. Even if the weather is good at St. Mary's, everybody, that is, Saint Mary's City School District, the LYSD schools, the post offices, the stores, the everyday flights to Anchorage and the people, are not going to get what was regularly coming, if St. Mary's was not a HUB, as it is a HUB right now. Everts and NAC fly all the freight necessary for keeping the communities full.

I am opposing the DOT's decision to consider shortening the St. Mary's Airport runway by 2,000ft and thinning it 50ft, making it no longer able to fly in Northern Air Cargo and Everts Air Cargo, because of the mentioned details above. It will bring tremendous, unfathomable, unpredictable (in a negative perspective), economic impact on all the communities surrounding St. Mary's, the surrounding villages around the coast, if Everts Air Cargo can no longer fly out to Emmonak, then Saint Mary's will be the HUB for the surrounding villages of the Lower Yukon and Coastal Villages, it serves as a HUB today. The Lower Yukon communities, all the schools, the post offices, the stores, the families, the children and the commercial fishing industry in the Y2 District will be greatly impacted.

The upkeep and improvements on the existing runway is necessary for all aspects of the businesses, medical and personal travel to and from St. Marys. A fully trained maintenance crew would be a big plus to ensure the proper care for all functions of the airport. On a final note: FAA needs to upgrade the AWOS, navaides etc. along with all the proposed improvements. There have been too much hardships imposed on the traveling public this year due to malfunctions causing cancelations.

Shortening the airport (if ever) will impact on many bush areas.

There's many villages who travel to Anchorage that go through St. Mary's either for medical or for business. Shortening the runway may cause problems down the road on the airplanes from taking off faster and landing immediately.

Note: This survey had both the following lines initialed.

"We need the state to regularly maintain the AWAICS system."

"We do not want the Saint Mary's runway to be shortened, because it will help eliminate economic activities."

We need a long runway for cargo/very important to the community.

Note: This survey had both the following lines initialed.

"We need the state to regularly maintain the AWAICS system."

"We do not want the Saint Mary's runway to be shortened, because it will help eliminate economic activities."

Note: This survey had both the following lines initialed.

"We need the state to regularly maintain the AWAICS system."

"We do not want the Saint Mary's runway to be shortened, because it will help eliminate economic activities."

We depend on St. Mary's airport because without bigger planes, etc, our village isn't very far like 17-20 miles up the road and the airfare prices are very high and we can't afford going through Bethel and/or any other traveling site, so please look at the best interest of our community and other villages.

Note: This survey had both the following lines initialed.

"We need the state to regularly maintain the AWAICS system."

"We do not want the Saint Mary's runway to be shortened, because it will help eliminate economic activities."

Make it bigger for the surrounding villages.

Note: This survey had both the following line initialed.

"We do not want the Saint Mary's runway to be shortened, because it will help eliminate economic activities."

Leave the KSM airport the way it is. There is nothing wrong with it.

Note: This survey had the following line initialed.

"We do not want the Saint Mary's runway to be shortened, because it will help eliminate economic activities."

All entities require air transport to meet the needs of the communities.

Needless to say the St. Mary's airport is our only mode of transportation to access the greater part of Alaska and beyond. We rely on it for mail, freight and most travel. We need larger airports to haul in freight and bypass and haul out salmon in the summer and fall months. If changes were to occur, we need to have a full length crosswind runway to improve accessibility.

Make it work put on LED roads lights.

Note: This survey had the following line initialed.

"We need the state to regularly maintain the AWAICS system."

The St. Mary's airport cannot be shortened because we need the Northern Air Cargo jet and Everetts DC-6 cargo planes for mail, freight, and summer commercial fishing fish hauls. The community of St. Mary's and the whole Yukon Delta region will be devastated and all the work done by the people to make this a hub will be for nothing. Ravn will be a monopoly in this region and the price of all goods and travel will skyrocket. We will go backwards on progress. We need a 6000 foot crosswind runway.

Do not shorten the St. Mary's Airport runway. If we ever had an environmental disaster of any kind that we'd need the larger carriers to come and bring emergency equipment like such as oil clean up kits or something that may cause a natural disaster. We'd have a good long runway to expect emergency equipment to get here fast (ASAP). This is one of the biggest landing strips in miles and miles in the higher elevation it's on with connecting road system to a barge dock.

AWOS system needs to [be] in working condition ALL the time. When it is down we can't fly in or out. This causes missed Dr. appointments which can impact many people's health from this community and many other villages because St. Mary's airport is the hub. When AWOS is down it also affects mail delivery. Mail is very important as medicine, checks, and other important documents and packages arrive from the airplane services.

Please do Not shorten the runway! If shortened the medivac planes, and the heavy freight planes could not come in. This would be a big impact on the economy. Our prices for groceries here are already high and this would make them even higher.

Also our community is very reliant on commercial fishing. If the bigger planes don't come in or out the fishing industry would not be able to continue as the fish could not be sent out.

St. Mary's is the airport hub for many villages. The airport is our lifeline to the outside world. We have to fly, there are no roads to Anchorage, Alaska or all villages except one. Our airport must be well maintained for our communities economy and health.

At times large cargos may need to be flown in i.e. housing materials.

Note: This survey had the following lines initialed.

"We need the state to regularly maintain the AWAICS system."

"We do not want the Saint Mary's runway to be shortened, because it will help eliminate economic activities."

Shortening the length of the KSM airport will adversely effect our dependence on subsistence - both commercially and personally. It will strongly impact our livelihoods in numerous ways and will decrease our economics. Jobs are sparse in rural areas, thus by doing this KSM airport project will have great impact on the commercial fishing industry. Why take away many people's chance at earning more income to meet their families' needs? Please re-consider. Thanks.

Note: This survey had the following lines initialed.

"We need the state to regularly maintain the AWAICS system."

"We do not want the Saint Mary's runway to be shortened, because it will help eliminate economic activities."

Keep having community meetings on the update of the project.

Why in the world would anyone attempt to take away our means of travel and living, with all the inflation, none of us would be able to afford to travel or pay more for travel. This affects our elders and children the most.

Note: This survey had the following lines initialed.

"We need the state to regularly maintain the AWAICS system."

"We do not want the Saint Mary's runway to be shortened, because it will help eliminate economic activities."

Everything that has to do with aviation is vital in all aspects in order live rural Alaska - Any and All improvements are needed and welcome.

Air freight service is our life blood, and we will not get our sustenance that is required by government fundings. Yes we've got subsistence, but we cannot live on it, because we will have to revert to the old ways of which we all don't have the knowledge. Our ways will be completely gone, because we won't be able to own machines and supplies coming off the freight carriers.

Note: This survey had the following lines initialed.

"We need the state to regularly maintain the AWAICS system."

"We do not want the Saint Mary's runway to be shortened, because it will help eliminate economic activities."

Would help the surrounding village's our store the business stuff that needs to help with the whole community needs even summer time work with fish, jobs for people that are able to only work summer time.

If project goes through it will raise all prices and as it is now people will not be able to live on what they have now and not very many people have jobs.

Continue with the project but do not shorten runway too important for the area.

Your name

30 responses

sylvia nerby
Alaska
Charles Prince
Walton Smith
Arlene Kamuck
DeWayne Bahnsen
Morris Alstrom
Melinda
Sven Paukan
Wilfred Stevens
William F Alstrom
William Riley (Raun)
Teresa Paukan
Francis C. Beans
Paul Lamont
Nikki and Cletus Case
Molly
Mathew Waskey
Melanie Dela Rosa
Misa Beans
Lorraine Long
Louis George Jr

Fred Beans
Esther Hunter
Esther A. Brown
Christopher Miki
A. Bruce
Augusta Westdahl
Agnes George
Christopher Beans.

Your email address (only if you would like to be added to the project email list for notifications)

16 responses

sylvianerby@yahoo.com
waltonksm@yahoo.com
dbahnsen2002@yahoo.com
maalstrom5@hotmail.com
paukan2@rocketmail.com
spaukan@yahoo.com
duble_u_gee@yahoo.com
nnc@gci.net
wriley@flyraun.com
tpaukan@gmail.com
serv72waskey@gmail.com
francis.chunky.beans@gmail.com
nikkircase@yahoo.com
delmel20022002@yahoo.com
ayuk_biyuk@yahoo.com
a.george1993@yahoo.com

Summary of Results for Business Owner and Manager Surveys

St. Mary's Airport Improvements

Your name

12 responses

Randy Crawford
Carla McConnell
David Herbert
Rosalind Schmeling
Rocky Frerichs
Walton Smith
Jonathan DeHart
Morris Alstrom
Sven Paukan
Richard Alstrom
Wilfred Stevens
Brenda Brown

Your title

12 responses



How many people do you employ at this location on a temporary basis?
Please describe when they are employed.

12 responses



All are just summer
7 - Quarterly for 1-2 days, 1 - for a week each month
8
NA
0
4. Mostly for project specific tasks (repairing a roof, putting in doors, and other very specific tasks.)
There is a potential that if we win contracts, we may have to employ up to 5 additional employees temporarily during the scope of the project.
up to 5 during a project season, June thru August or September.
5 - on an as-needed basis when needs require
2 - May - June
same as above
6

How has your business changed over the last few years at this location? Have you grown in revenues or number of employees, have you seen a decline in revenues or number of employees, or have your operations been unchanged?

12 responses

Salmon volume has increased putting more demand on aircraft and there are fewer available because of the gravel runway. Consequently more product was moved by water.

unchanged

The student enrollment has overall been increasing, which then increases our revenues.

NA

All three AC stores are growing in sales and we have expanded the sites allowing for more local employees to work at the stores.

Employees getting NO raises, some cutbacks in hours.

We have seen an increase in revenues, therefore have hired additional employees and will most likely need to hire more in the near future.

This program has seen increased funding for projects and for that reason it has been able to employ more people on a seasonal basis.

Our operations have remained unchanged these last few years, however we are looking to increase our funding source thereby increasing employment and services we provide our members.

Revenues and employees have increased.

with the fish coming back in greater numbers, the commercial fishing business for me has been increasing.

We've grown with more workers employed, which has expanded our service to other villages.

Do you have any other thoughts, ideas, or opinions you would like to share about the role of the St. Mary's Airport in your business?

12 responses

We built this business in 1974 at St. Mary's because of the runway. At the time Wein had gravel kits on all their 737's, NAC had 14 DC-6's and Alaska International Air had all their Herc's based in Alaska v.s. Dubei now. With so many airports paved in Alaska, the need for St. Mary's to be paved is more important than before for the economy of these communities.

I wish this survey was more clear. Instead of saying a change in the size of aircraft, it should be stated if the aircraft that will come in after "improvements" will be smaller. I would hate to mislead the public in this type of survey.

If the runway was shortened, as I understand it may be through this project, it would have a devastating impact on the community of St. Mary's and the surrounding communities. If the runway no longer supported the 737, DC 6, Dash 8, and other large aircraft the community, school, sub regional clinic, troopers, deep water port, fuel stations, etc would suffer severe economic hardships. In addition, I believe it would have detrimental effects on the employment rate in the community, the summer fishing industry which flies all fish out of St. Mary's, and would have severe effects on the surrounding communities which depend on St. Mary's as the hub for the region. PLEASE DO NOT LET THE RUNWAY GET SHORTENED, THANK YOU!

NA

If it was not for the airport we could not get freight in a timely fashion or offer the goods we currently offer. The airport is our life line so that we may serve our customers and provide them with healthy choices of food and a variety of General Merchandise.

Without larger, frequent carriers who can handle large items we would be constantly laying-off employees waiting for parts and materials.

We do not want to see the runway shortened and would rather see the improvements be made. Having the runway shortened would have a negative impact on the community and also that region, along with our business.

That airport is very important to our community and economy. DO NOT SHORTEN THE USABLE LENGTH OF RUNWAY 16-34 (THE NORTH-SOUTH RUNWAY) AT ST. MARY'S AIRPORT. THAT AIRPORT IS VITAL TO THE ECONOMIC ACTIVITIES IN ST. MARY'S, PITKAS POINT, MOUNTAIN VILLAGE AND PILOT STATION, ALASKA

DO NOT SHORTEN OUR RUNWAY. Any plans to shorten our runway would negatively impact the community, our tribal members, and surrounding communities who rely on this important infrastructure. A shorter runway would mean increased freight costs to everyone involved, increased grocery prices, increased travel costs. The St. Mary's airport not only serves the community of St. Mary's, but also surrounding communities of Pilot Station, Mt. Village, Pitka's Point by bring in those communities groceries and mail. The St. Mary's airport also serves these communities but also coastal communities of Kotlik, Emmonak, Alakanuk, and Nunam Iqua for passenger, mail and freight services.

We are very dependent on aircraft that can ship in heavy or bulky freight when we have a project going. Recycle program continuation is dependent on large aircraft to ship white recyclable goods out.

I am opposing any plans and ideas to shortening the runway and not allowing Everts Air Cargo and Northern Air Cargo to fly in and out with Yukon Salmon. I would like to see the runway kept the same and if any improvements are necessary to make it safer for the larger aircrafts to land, improve the runway, do not shorten it and taking away our Y2 fishing district fish buyers

Yes. Please do NOT shorten the runway!! It's going to have a huge impact in our community.

Would you like to tell the team anything else that may assist with the project?

12 responses

We understand the budget is more of a challenge than before but the local fish industry is the major stimulus to this economy. Without these millions of dollars, people don't have the money for an improved quality of life, all of which requires more airfreight and travel. The quantity of harvestable salmon has increased yet air transport has become more limited due to the gravel. It is my hope that at some point pavement will be an option so this village can have a chance to prosper. Thank you for your attention to their future.

I just want to re-iterate that we should not do anything that will harm the people out in the villages. Life is hard enough without extra challenges. If their food becomes more expensive to ship in, many will be harmed. The current price for a gallon of milk is nearly \$9. Fewer shipments will also impact fresh food.

I am more than willing to talk with anyone about the negative effects shortening the runway would have on the community of St. Mary's and the surrounding communities. I have been a resident of St. Mary's for the past 13 years and as the superintendent of the school district I have first hand knowledge of the negative effects this would cause and have the support of the other superintendents in the surrounding school districts in pleading with DOT NOT to shorten the runway. Thank you in advance for your consideration of this request.

After living in the Lower Yukon for about 30 years I have seen great changes to the villages. Some good some bad. Most infrastructure improvements have had a tremendous effect that have improved the quality of life for everyone living in the "Bush". There has been great progress that encourage the growth of business and has encouraged the youth to further their education. Now I see that the government again compromising the lives, livelihoods, and safety of the villages of the lower Yukon by cutting cost of doing proper and appropriate improvements.

If Everett's quits flying their DC6 into Emmonak I would assume that St. Marys would become the Hub for Emmonak, Kotlik, Alakanuk and Nunam Iqua.

We are a regional receiver for all sorts of freight. People travel from the coast to pick up ATV's, Snow-machines, and other large items. If we have to shift our large items to Bethel, we will see a huge increase in costs for chartering large loads over to our airport.

Please consider the upcoming projects in the area, including the St. Mary's - Mountain Village inter tie project, and other developments that may be under way and will increase the need for having the size of aircrafts that serve St. Mary's.

FIGURE OUT OTHER COST SAVING MEASURES TO MAINTAIN AND PRESERVE THAT LONG RUNWAY, 16-34, NOT KILL IT.

DO NOT SHORTEN THE ST. MARY'S RUNWAY. The local fishermen from Mt. Village, St. Mary's, Pitka's Point, Pilot Station, Marshal and even Russian Mission rely on the airlines to bring in their current large cargo aircraft to haul out the salmon during the summer commercial fishing season. Any changes to the length of the runway means a change to the type of aircraft that can effectively land and takeoff and a shorter runway would effectively kill the commercial fishery for all those communities listed above. The commercial fishing industry is an essential and vital component of local economics for many peopling living in these communities which brings in much needed cash to the Kusilvak region (formaly Wade Hampton), which is the most economically depressed region in the whole US. Commercial fishing income is intrinsically intertwined in the local subsistence economy where up to 90% of local families rely on this income as a multiplier for their year-round nutritional needs, including heating needs.

It is essential to keep the level of service at the airport as it is or improved to not only keep our projects on time and at or below budget, but also keep our recycle program operating.

Do not shorten and thin the Saint Mary's Airport Runway. keep it the way it has been all these years and improve it without shortening.

We're willing to write letters of support or pass a resolution.

Note: This survey had the following lines initialed.

"We need the state to regularly maintain the AWAICS system."

"We do not want the Saint Mary's runway to be shortened, because it will help eliminate economic activities."

Your phone number

12 responses

253-847-3474

907-793-3138

9074382411

509-230-3379

1-907-440-0590

907-438-2515

907-793-3140

907-438-6060

9074382932

(907) 438-2312

9074386109

(907) 591-2527

Your email address (only if you would like to be added to the project email list for notifications)

11 responses

randy@borealfish.com
cmconnell@stmnc.net
dherbert@smcsd.us
rozsbnb@hotmail.com
rfrerichs@northwest.ca
jdehart@stmnc.net
andreauskitrails@hotmail.com
algaaciq@yahoo.com
yupiit.of.andreauskij@gmail.com
duble_u_gee@yahoo.com
bbrown@azachorak.com

Your business name

12 responses



Physical address (street, city, state, zip)

12 responses

mile 1.5 Airport Rd. S. St. Marys AK 99658
100 Yupik Road, St. Mary's, AK
1 Dixon Circle
9089 N.Concho Dr. Kingman,Az. 86401
3830 Old International Airport Rd
174 Paukan Ave.
100 Yup'ik Road, St. Mary's, AK 99658
Box 88 St. Mary's Alaska 99658
200 Paukan Avenue St. Mary's, AK 99658
51 Westdahl St., St. Mary's, AK 99658
6 Kris Jane Street
#30 Reynolds Avenue, Mtn. Village, Alaska, 99623

Mailing address same as physical

2 responses



Mailing (street, city, state, zip)

10 responses

P.O. Box 561 Graham, WA 98338
840 K Street, St. 200 Anchorage, AK 99501
PO Box 9, St. Mary's, AK, 99658
P.O. Box 28. St. Mary's AK 99658
840 K St Ste 200 Anchorage, AK 99501
Box 88 St. Mary's Alaska 99658
PO Box 48 St. Mary's, AK 99658
PO Box 88, St. Mary's, AK 99658
P.O. Box 231 St. Mary's, AK 99658
PO Box 32213, Mtn. Village, Alaska, 99632

How many pounds of cargo do you ship inbound annually through St. Mary's Airport?

10 responses

Average 125,000 lbs
500
175,000 Pounds Minimum
NA
2.5M
1000
1-1000 pounds normally. For projects, (periodically) 1-5000 pounds
3,000 pounds
600Lbs - 1,000Lbs
1200

How many pounds of cargo do you ship outbound annually through St. Mary's Airport?

11 responses

Average 1,500,000 lbs per year over the past 45 years
200
5,000 pounds
NA
Minimal
300
1-100 pounds
1000
12,000 pounds
10,000Lbs - 15,000Lbs
rarely

How frequently do you have inbound shipments? (weekly, 2-3 per month, monthly, etc.)

11 responses

Monthly (2)
During Summer, daily
weekly every week
NA
Daily
weekly, during construction season several times per week
up to 5 times a year
weekly
1/month
2-3 per month

How frequently do you have outbound shipments? (weekly, 2-3 per month, monthly, etc.)

11 responses

Quarterly (2)

During Salmon season sometimes multiple per day

3 times a month

NA

Monthly

2 to 3 per month. More often during summer months

up to 5 times a year

weekly

once every three months

Weekly through the months of June-August

How do your shipments vary by season at this location? Please describe.

12 responses

Huge, all depends on summer Salmon season

Shipping by air is more frequent in the winter months

Start of school year has a slightly larger shipments than the rest of the year

NA

Stays the same

Our frequency for inbound and outbound freight is perhaps 4 times as much during the summer construction season.

Depending on projects. More projects happen in the summer. We do have special orders in the winter as appliances and parts break down unpredictably at our properties.

mostly during Spring Summer and Fall during construction season

Depending on activities we are conducting.

Normally more are shipped out in the fall.

summer time commercial fishing

We order lubricant and ammunition and hardware product monthly.

Do the shipment amounts vary or are they usually similar in size? Please describe.

12 responses

Always vary. Totally depends on salmon harvest

Vary - We ship everything from papers to re Fridgerators

They vary

NA

From small boxes to refrigerators,boats, ATV's, snow machines, Mattresses, couches, etc.

It can be as large as a complete Caterpillar engine block, or as small as a very small parts envelope. Drums of oil and antifreeze.

They do vary. Sometimes it's one box, occasionally we have crates, and other times heavy appliances.

Vary, from letter size to equipment and material needed for a road and/or facility project

Yes, depending on activities.

Varies. More poundage is shipped out in the fall.

varies

Yes. It depends on what we order.

How dependent are your shipments on the aircraft that currently serve the St. Mary's Airport? For example, are there size or weight requirements that require a particular size of aircraft?

12 responses

Our business requires the largest aircraft available, Herc, 727, 737, DC-6

We ship all shapes and sizes. We do construction and residential leasing so we shipments vary in size.

Extremely dependent on larger aircraft such as 737 and DC 6 for most shipments!

Totally dependent for everything unless you can have it come on a barge

Being able to ship full pallets of product keeps damage and loss to a minimum.

Everts and NAC are much more able to handle larger items, and more dependable. Shipping a large item through RAVN might take WEEKS before they get it on a slight.

Very dependent on NAC freight, Ravn freight and Everts. Size restriction is often a consideration with what we ship to St. Mary's.

YES very dependent on the larger aircraft to haul larger or bulk equipment and material needed for a project that carries a priority rating.

Very dependent on use of current aircraft, especially aircraft currently used by NAC and Everts Air, due to size and loads available.

Very dependent. We ship out recyclable white goods ie washers, dryers, refrigerators, etc.

The Commercial Fish Buyers depend on Everts Air Cargo and Northern Air Cargo to fly out the freshest fish possible to make it to their processing destination and they need them flying out here on almost a daily basis, whenever there is a commercial fishing period and the amount of fish being brought in by dozens of commercial fisherman. It is extremely important to have those Cargo Airlines to fly out here to Saint Mary's, mainly for the fact that those Airlines bring in a lot of much needed income for the Y2 commercial fishermen to support their families.

Yes. We order a lot of supplies for our gas station, that sometimes requires hazmat regulations.

If the size of aircraft serving St. Mary's Airport were to change, how would that impact your movement of cargo?

12 responses

If it were to decrease, our business would cease to exist

I'm assuming you mean a smaller aircraft. We often have emergency shipments of larger appliances and construction supplies in the winter that require more cargo space. Smaller aircraft may limit that.

That would have an extremely negative effect on the movement of our cargo and would significantly increase the cost of goods purchased by the school district. Many items could simply not be shipped to the district without use of the larger aircraft.

It would be impossible to get anything oversized

Large items such as appliances, furniture, boats, ATV's snow machines would be much more challenging to get into St. Marys, Mtn. Village, and Pilot Station.

For larger items, we might have to wait WEEKS before receiving them. This would have a huge impact on our water and sewer projects (equipment breakdowns) as well as our gravel and road repair operations (major equipment parts taking forever to get here.) We regularly need large engine components or parts for time critical repairs.

If the size of the aircrafts were to be smaller that would negatively impact our business.

This would greatly diminish my program's capacity to complete projects on time and on budget for the community. It would have a profound negative impact.

DO NOT SHORTEN THE CURRENT RUNWAY. Changing from current size of air cargo aircraft to smaller aircraft would severely affect movement of cargo. Increases in costs for all goods and freight would negatively affect not only the tribe but also our tribal members (numbering roughly 300 here in St. Mary's) who rely on the airlines to bring in our groceries, mail and freight.

Shipping out of recyclable white goods would no longer continue.

If there is no Everts Air Cargo and no Northern Air Cargo size aircrafts flying out here, all the surrounding villages will suffer greatly from a huge drop in income from commercial fishing. All those aircrafts have been flying out here to Saint Mary's for decades and everybody depends on them, the Commercial Fisherman and the Commercial Fish Buyer work together in to get out the freshest Yukon River Salmon that are in high demand every year on a seasonal basis and if you take away those Aircrafts, there is no commercial Y2 fishing.

It would be more costly and time consuming if a re-routing occurs, such as Bethel.

On average, what cost per pound do you currently pay for your shipments through St. Mary's Airport? Please list inbound and outbound.

11 responses

\$1.00 inbound, \$.38 outbound

We work mostly through RAVN. Price is around \$1.30 per pound. We use Everts here and there.

Inbound \$1.40 Outbound .60 cents per pound

NA

By-pass 37 cents LB. Airfreight 57 cents LB.

\$1.25 inbound, \$.50 on most outbound freight.

1.35 cents per pound

\$25.00 for small package service (single item) and up to 70 cents to \$1.50+ per pound for larger items (general rate to priority rate). Generally slightly cheaper to ship out only by about 20 cents to 50 cents on larger items. Small package single item remains the same.

Outbound - .30/lb. Inbound - .77/lb.

700-1500 myself, not including what the fish buyer spends, which is a huge payment for flying the fish out

\$0.81 per pound inbound and outbound

If a change were to occur to aircraft type, aircraft size, frequency of service, or another factor, how would that affect your operation?

12 responses

Large aircraft backhaul is the backbone of our business and the local economy

Almost every flight out to St. Mary's is booked, either with cargo or people. A smaller craft (again I'm assuming you mean a smaller craft when you say aircraft change) would more significantly hinder our shareholders. KSM is a hub for some of the surrounding areas since it's cheaper to fly into KSM and then find alternative transportation out to Emmonak, Pilot, Marshall and other villages.

If the aircraft type, size or frequency changed it would exponentially increase the costs of running our School District. We depend heavily on the current aircraft type, size, and frequency to deliver goods and supplies to support our school district.

It would effect every business and services in town

It would make the transportation of the quantity, quality and type of commodity more challenging to get in a timely manner.

Much slower turnaround on parts and supplies, with major impacts on project completion ability. We would be laying-off employees regularly

If the size were to be smaller, that would not be a good thing for our business. Also, we rely on the option of daily shipments to St. Mary's.

Very serious negative impacts on projects which would affect all areas of that and result in job losses and much smaller projects with much smaller value and benefits for the community. Pretty much have a crippling effect.

DO NOT SHORTEN OUR RUNWAY. Any change from current aircraft type, size, frequency would negatively affect our operation by increased costs from the change in larger to smaller aircraft if the runway were to be shortened. Our current runway allows current business to keep freight costs lower, not only for St. Mary's but also for surrounding communities who also rely on these airlines to bring in their freight and goods.

Project delays; inability to continue recycle program.

it will affect my operation as a commercial fisherman in a negative way. No big aircraft big enough to fly out thousands of pounds of fish, no money in my pocket to support my family.

In rural Alaska, weather is always an issue so if we had to go through Bethel, it would take much longer and cost more.

If you were to see a change in the cost of moving cargo, how would your business respond? Would you pass costs on to consumers, work to maintain costs, or approach it a different way?

12 responses

If the airport was paved, more jets could land, decreasing cost, improving the local economy. Currently only one 737 has a gravel kit and it may retire in November. Everetts DC-6 fleet is approaching retirement as well.

Again, I'm assuming you mean an increase in cost. Doing business in the village is like being held hostage by logistics. We have no choice but to pay and that cost is passed onto shareholders who are already living below the poverty level and paying outrageous shipping costs.

We would not be able to pass the cost on to customers, our customers are our students, we are a public school district. Overall, the costs of running a school district in St. Mary's would increase both Federal and State money spent on cargo for the school district.

It already is passed on to everyone in the villages it would go up astronomically

We would have to pass on the costs to maintain our margins.

We are pretty much at the bottom of the heap. We only have local consumers to pass a cost off to. You can only get so much blood from a turnip. We would probably have to figure out a way to further reduce city services to offset increased freight costs. We already have additional costs passed along to us by the State.... "unfunded mandates."

Yes, we would probably have to pass on the cost to our customers if the price were to increase.

Absolutely have to pass those costs on to the community members and require smaller projects and decreased benefits.

As a non-profit we do not have any way to respond to higher costs except to cut services to our members to respond to higher freight/travel costs if the runway were to be shorted, thus making the airlines use different, costlier aircraft to bring in freight/goods

Cost increase. For project we would either have to scale back or delay; for programs, we would have to discontinue certain programs.

well it depends on how much the cost would change, be the price going up, or the price going down. if the price goes up, then we might not get as much per pound of fish and a lower payday for commercial fishermen. this is not a good question, it needs to be more direct and focus on up or down costs and not so vague.

Yes. The price of merchandise would go up, making the struggle worse for our people, especially the fact that we're the poorest region in the state and country.

What are your businesses' annual revenues at this location?

10 responses



- \$0 to \$99,999
- \$100,000 to \$199,999
- \$200,000 to \$299,999
- \$300,000 to \$399,999
- \$400,000 to \$499,999
- \$500,000 to \$749,999
- \$750,000 to \$999,999
- \$1,000,000 to \$2,499,999

▲ 1/2 ▼

- \$2,500,000 to \$4,999,999
- \$5,000,000 to \$9,999,999
- \$10,000,000 or more

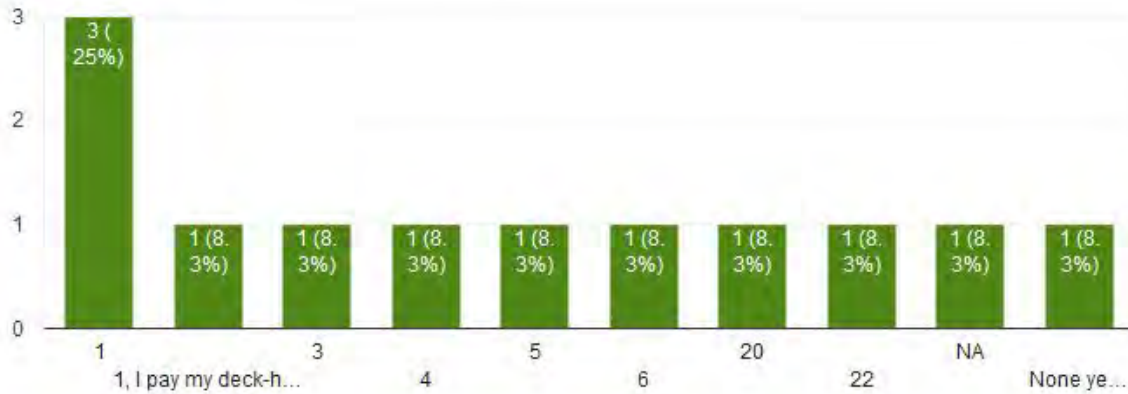
How many people do you employ at this location on a full-time, year-round basis (32-40 hours per week)?

12 responses



How many people do you employ at this location on a part-time, year-round basis (less than 32 hours per week)?

12 responses



How many people do you employ at this location on a seasonal basis? Please describe when they are employed.

10 responses

- Summer salmon season only, June to September, 60 people
- School teachers are off the months of June and July
- NA
- 0
- 10, depending on our summer construction funding. Staff gravel pit and water and sewer construction projects.
- 5 during summer projects.
- 12 - seasonally during the summer months
- 6-12 May - June.
- 1, I pay 25% of whatever we make per fishing period
- 2

Summary of Results for Air Carrier, Leaseholders, and Pilot Surveys

St. Mary's Airport Improvements

Your name

8 responses

John Softich

Tad Fullerton

John Lamont

Brent Hatch

Evan Veal

Zachary Adams

Jeff Munro

Steve Melchert

Your title

8 responses

Aviation Mngt Specialist

Pilot for Life Med

Corporation Chairman

Sergeant

Director of Operations

Director of Operations

Cargo Operation Manager

Senior Director of Cargo and Facilities

Your phone number

8 responses

907.356.5520

(907) 712-4883

9074382953

9074382019

(907) 266-8421

(907) 450-2345

(907) 266-7801

(907) 240-9508

Your email address (only if you would like to be added to the project email list for notifications)

3 responses

jsoftich@blm.gov

yukonkingsalmon@aol.com

evan.veal@flyravn.com

Company name

7 responses

Bureau of Land Management

Pitkas Point Native Corporation

Alaska State Troopers

Ravn Connect (Hageland Aviation)

Everts Air

Alaska Airlines

ACE Air Cargo

Physical address (street, city, state, zip)

8 responses

1541 Gaffney Road, Fort Wainwright, 99703
2830 Waldheim Dr. Fairbanks AK 99709
001 Yukon View, Pikas Point, AK 99658
SM142, St. Mary's, Ak, 99658
4700 Old International Airport Road Anchorage, AK 99502
5525 Airport Industrial Road, Fairbanks, AK, 99709
4100 Old International Airport Rd., Anchorage, AK, 99502
5901 Lockheed Ave., Anchorage, AK, 99502

Mailing address same as physical

6 responses



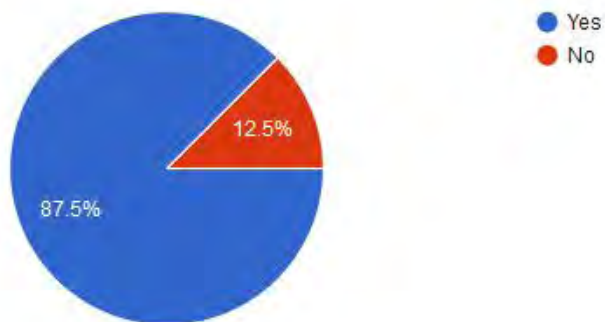
Mailing (street, city, state, zip)

1 response

P.O. Box 48, Saint Mary's, Alaska 99658

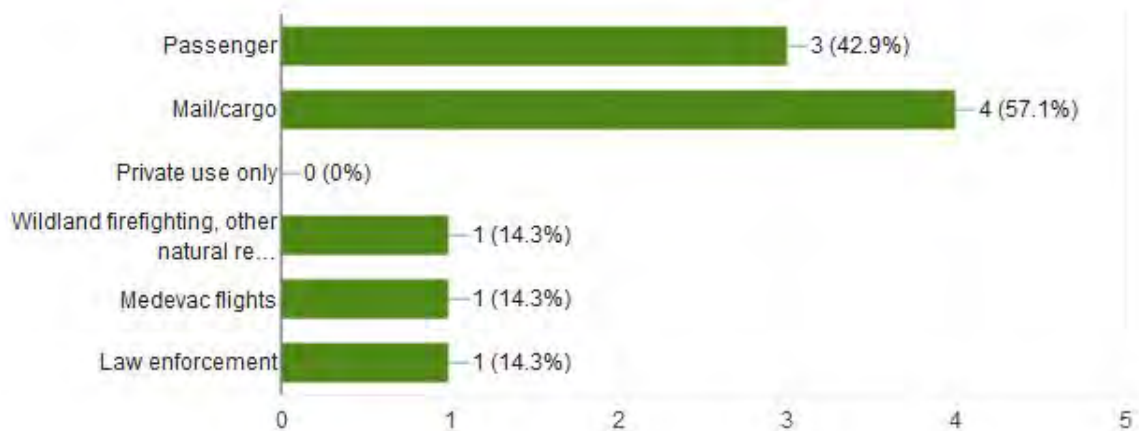
Do you use the St. Mary's Airport?

8 responses



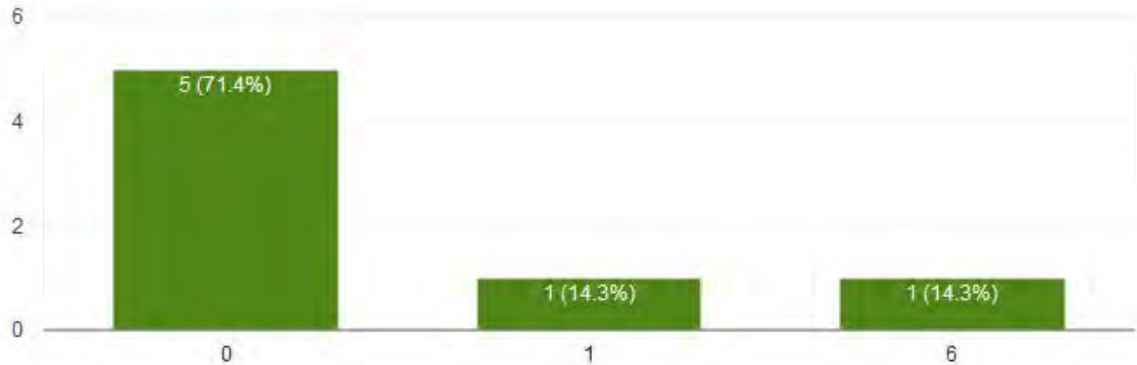
What services do you provide at the St. Mary's Airport?

7 responses



How many total aircraft do you have based at the St. Mary's Airport?

7 responses



Passenger Service Section

What types of aircraft do you currently use for passenger service at the St. Mary's Airport? Please include the manufacturer, model, and number of annual operations for each. Note: Each takeoff counts as one operation and each landing counts as one operation.

5 responses

- Cubs, 206s, Caravans, Casas, PC-12. Total number of operations varies but average of 10-20 per year. Could be much higher when fires in the vicinity of St. Marys (50-100+).
- Cessna 182
- Cessna C207: 3,950, Cessna C208: 2,800.
- Pilatus Aircraft, PC-12, 22 operations
Cessna, 208, 4 operations
- Beech Aircraft Co., Beech 1900

What is your estimated number of scheduled passengers? Please list annual estimates for 2015, 2016, and 2017.

6 responses



What is your estimated number of charter passengers? Please list annual estimates for 2015, 2016, and 2017.

6 responses

0 charter
NA
2015: 1,460 2016: 2,620 2017: 2,220
unknown
0
Unknown

What is your estimated number of scheduled operations? Please list annual estimates for 2015, 2016, and 2017.

6 responses



What is your estimated number of charter operations? Please list annual estimates for 2015, 2016, and 2017.

6 responses

0 charter
NA
Not tracked
2017: unknown, 2016: 4, 2015: 0
0
Chartered: 2017: unknown; 2016: 4; 2015: 0

When is your peak time of year?

4 responses

May-September
Summer
Fall, Winter, Spring
Late spring

What is your summer schedule?

5 responses

Charter only (2)

Fire activity dependent. No set schedule.

0800-2000 hours 7 days

22 flights daily

What is your winter schedule?

5 responses

Charter only (2)

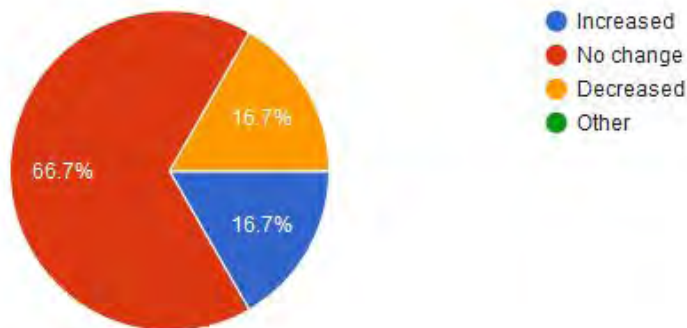
N/A

0800-2000 hours 7 days

22 flights daily

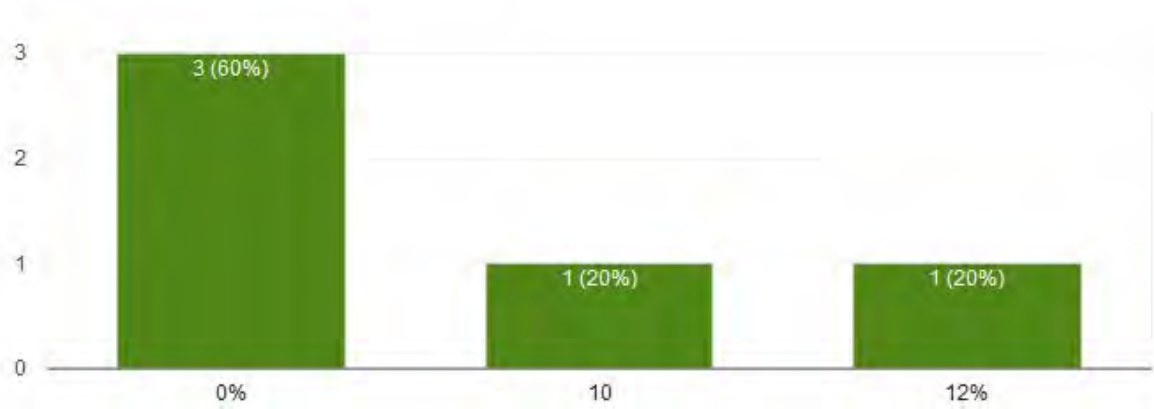
Have your number of operations changed in the past 5 years?

6 responses



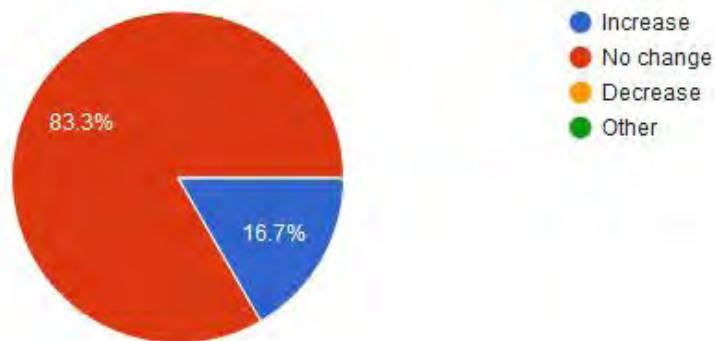
Please estimate the percentage change.

5 responses



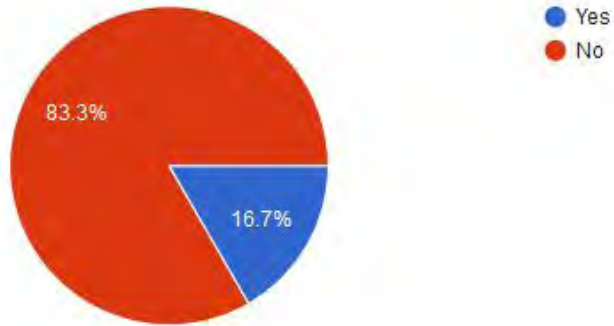
How do you anticipate your services will change in the next 5 years?

6 responses



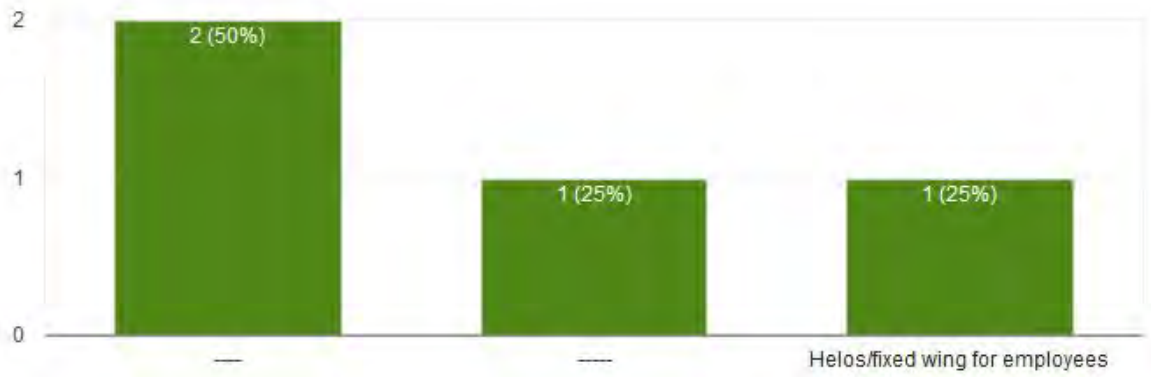
Do you provide nighttime Medivac services?

6 responses



If yes, what type of aircraft do you use?

4 responses



Briefly describe your long-range business plan (i.e. 10-20 years) as it relates to your continued use of St. Mary's Airport.

6 responses

Used as a hub when fires are close. No plans to develop anything on the airfield.

Continued use of the runway to respond to emergencies in surrounding villages

Maintain at least the current level of service.

We do not currently have any plans to enter St. Mary's, but may consider if it is paved. We used to fly in pre 9/11 when it was paved, but our current fleet type cannot land there. We retired our gravel kits in 2007. We serve 19 rural communities, and are looking to expand. We just entered Unalakleet.

If some of the big carriers stop servicing St. Mary's, we may pick up some of their passenger traffic.

Mail/Cargo Service Section

What types of aircraft do you currently fly for mail/cargo service at the St. Mary's Airport? Please include the manufacturer, model, and number of annual operations for each. Note: Each takeoff counts as one operation and each landing counts as one operation.

5 responses

N/A

Cessna 182, 1,000 operations

Cessna C207: 2,500, Cessna C208: 1,100, Beechcraft B1900: 800

Douglas Aircraft Co., DC-6a, 52 operations

Embraer, EMB-120 Brasilia, 8 operations

Pilatus Aircraft, PC-12, 6 operations

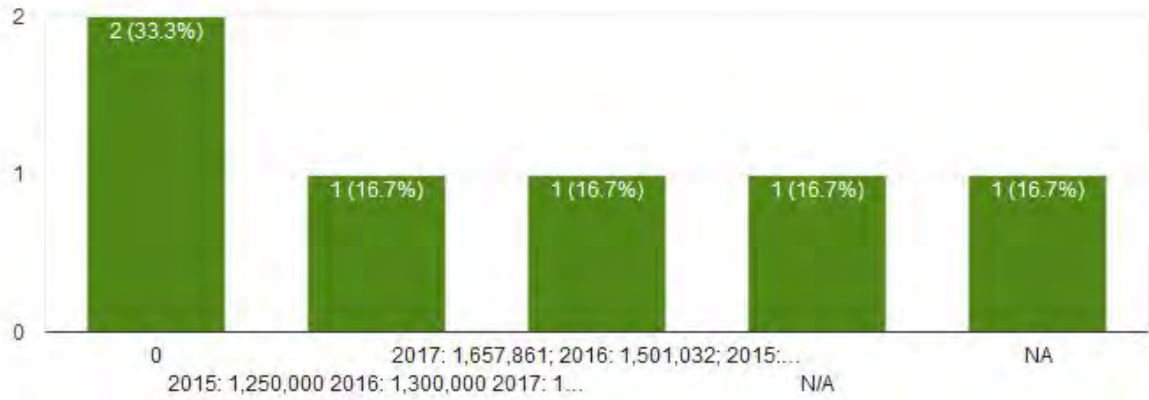
Curtiss-Wright, C-46, 6 operations

Cessna, 208, 2 operations

Beech Aircraft Co., Beech 1900, 2

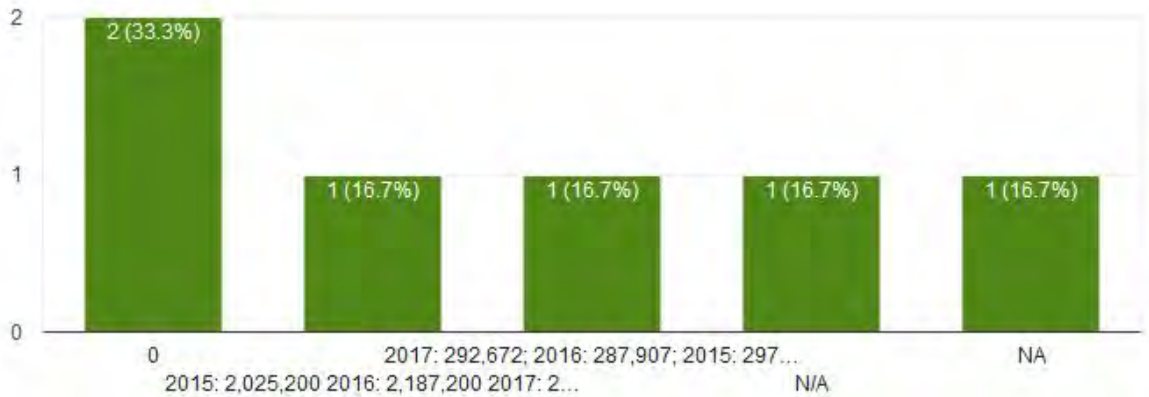
What is your estimated weight in pounds of inbound mail to St. Mary's Airport? Please list annual estimates for 2015, 2016, and 2017.

6 responses



What is your estimated weight in pounds of outbound mail? Please list annual estimates for 2015, 2016, and 2017.

6 responses



What is your estimated weight in pounds of inbound cargo? Please list annual estimates for 2015, 2016, and 2017.

5 responses

Depends on fire activity. 2-5K/load

NA

2017: 542,882; 2016: 559,099; 2015: 637,978

0

Inbound: 2017: 0; 2016: 2,312; 2015: 0

What is your estimated weight in pounds of outbound cargo? Please list annual estimates for 2015, 2016, and 2017.

6 responses

Same

NA

2015: 182,000 2016: 157,000 2017: 168,000

2017: 191,125; 2016: 575,032; 2015: 282,916

0

Outbound: 2017: 0; 2016: 1,800; 2015: 0

What is your estimated number of mail operations? Please list annual estimates for 2015, 2016, and 2017.

5 responses

N/A

NA

Not tracked

Mail: 2017: 54; 2016: 59; 2015: 62

Mail: 2017: 0; 2016: 2; 2015: 0

What is your estimated number of cargo operations? Please list annual estimates for 2015, 2016, and 2017.

5 responses

Depends on fire activity

NA

Not tracked

Cargo: 2017: 54; 2016: 59; 2015: 62

Cargo: 2017: 0; 2016: 2; 2015: 0

Estimate your total annual weight of fish products in pounds. Please include if it is inbound or outbound to St. Mary's Airport.

4 responses

N/A (2)

NA

0

Estimate your total annual weight of fuel shipments in pounds. Please include if it is inbound or outbound to St. Mary's Airport.

4 responses

N/A (2)

NA

0

Estimate your total annual weight of another special cargo in pounds, if applicable. Please include if it is inbound or outbound to St. Mary's Airport.

3 responses

If we set up a staging area on the airfield, could be as high as 100K

NA

N/A

When is your peak time of year?

4 responses

May-Sept

Summer

Fall, winter, spring

Late spring

What is your summer schedule?

4 responses

N/A
0800-2000 7 days
22 daily flights
Charter only

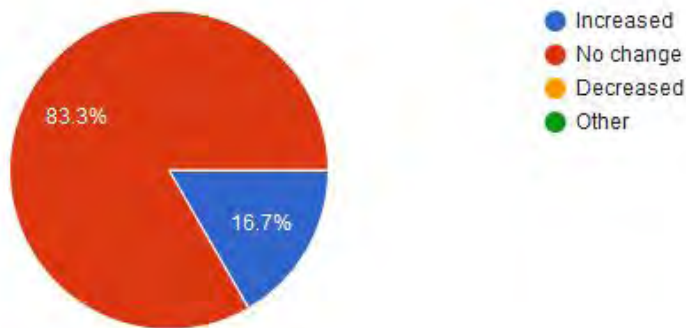
What is your winter schedule?

4 responses

N/A
0800-2000 7 day
22 daily flights
Charter only

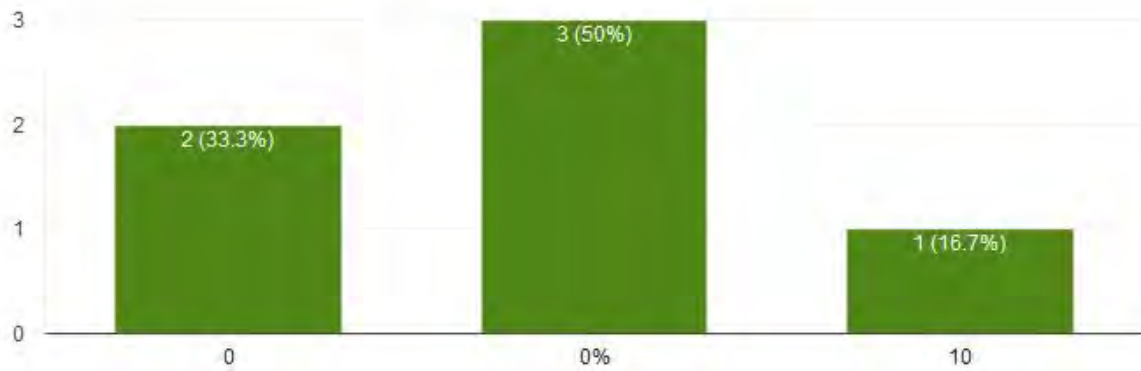
Have your number of operations changed in the past 5 years?

6 responses



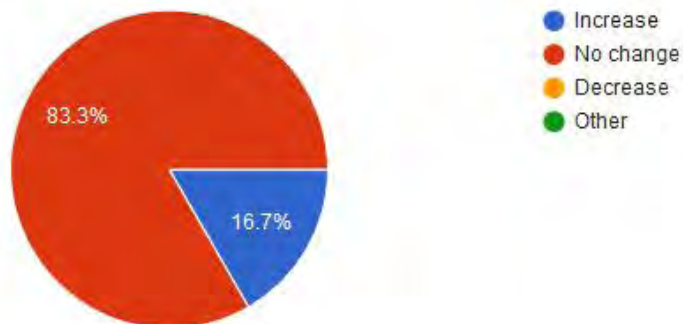
Please estimate the percentage change.

6 responses



How do you anticipate your services will change in the next 5 years?

6 responses



Briefly describe your long-range business plan (i.e. 10-20 years) as it relates to your continued use of St. Mary's Airport.

5 responses

None

No current plans to change A/C or level of service.

We plan on adding medium turbo prop planes at some point. Possibly ATR-72s or DHC8-100 DASH 8s.

We do not currently have any plans to enter St. Mary's, but may consider if it is paved. We used to fly in pre 9/11 when it was paved, but our current fleet type cannot land there. We retired our gravel kits in 2007. We serve 19 rural communities, and are looking to expand. We just entered Unalakleet.

If some of the big carriers stop servicing St. Mary's, we may pick up by-pass mail services and have a stronger presence in the village.

Private Use Section

What types of aircraft do you currently fly? Please include the manufacturer, model, and number of annual operations for each. Note: Each takeoff counts as one operation and each landing counts as one operation.

2 responses

Nothing the BLM does would be considered private use. All official federal government business.

Cessna 182

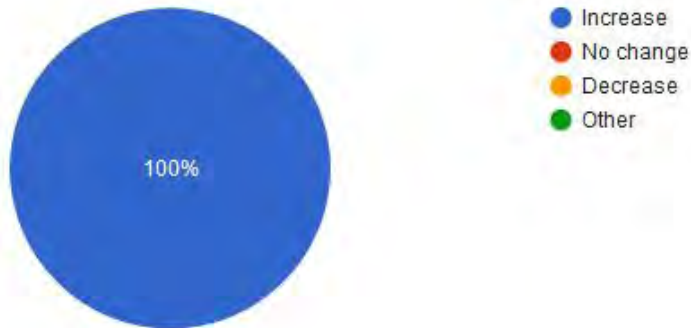
When is your peak time of year?

1 response

Summer

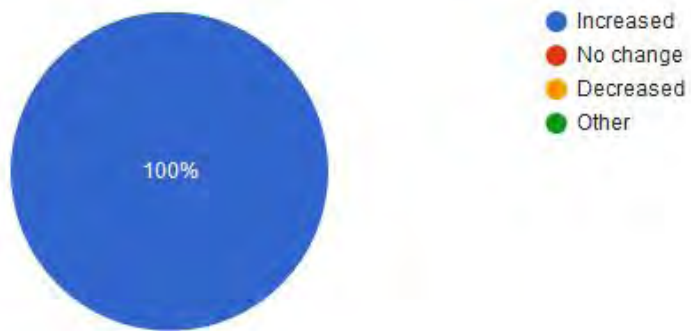
How do you anticipate your services will change in the next 5 years?

1 response



Have your number of operations changed in the past 5 years?

1 response



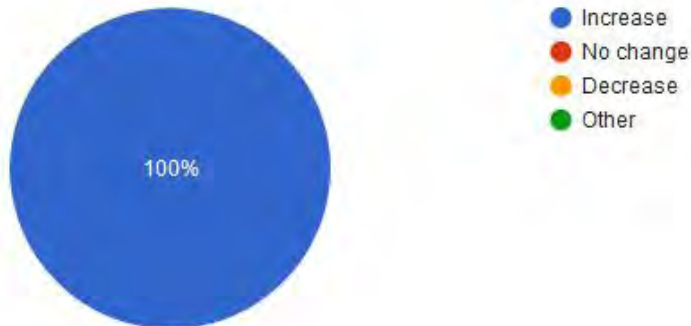
Please estimate the percentage change.

1 response

10

How do you anticipate your services will change in the next 5 years?

1 response



Runways Section

What is the minimum runway length you need to operate your current fleet of aircraft? Please include manufacturer, model, and minimum runway length.

7 responses

3000' gravel at minimum

BE-20 3000 ft. is OK, but 4000 feet is better. LEAR JET. 6500 feet is good.

2000 feet Cessna 182

Cessna C207: 1,000' Cessna C208: 1,500' Beechcraft B1900: 5,000'

Douglas Aircraft Co., DC-6a, 4500 feet

Curtiss-Wright, C-46, 3800 feet

Bombardier Aerospace, DHC8-100 DASH 8, 3250 feet

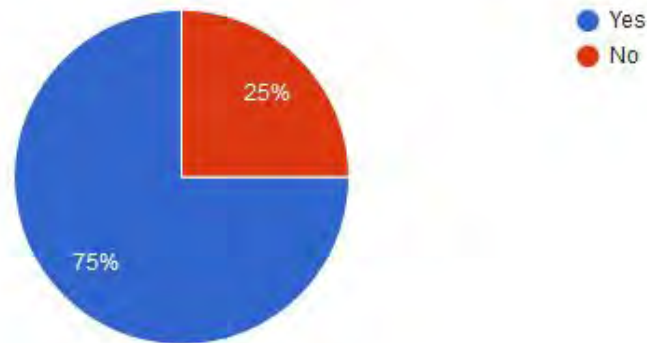
Embraer, EMB-120 Brasilia, 4660 feet

Boeing, Boeing 737-700, 5000 feet

Beech Aircraft Co., Beechcraft 1900, 3000 feet

If the length of runway 17/35 was reduced by any amount would you still be able to serve St. Mary's Airport?

8 responses



What is the minimum runway length that you need without having a negative impact on your current operations?

8 responses

- 3000'
- 3000
- Maintain current runway length.
- 2000 feet
- 5,000'
- 5000 feet. Anything under 4800 feet will have a significant impact. I'd prefer at least 5000 for fish.
- 5000 feet
- 4000 feet. At 3000 ft. there is a reduction in payload. 4000 ft. supports a full payload. We could also refuel in Bethel.

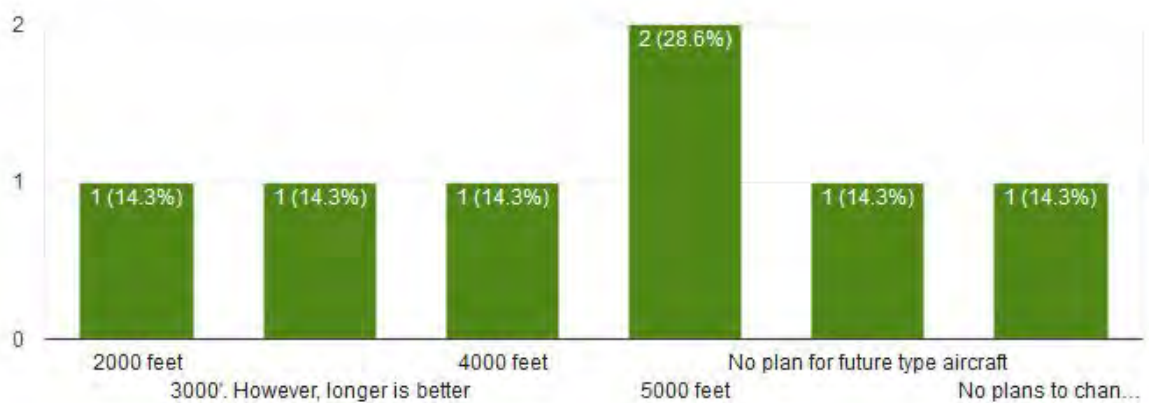
Would you/could you switch to different aircraft to serve St. Mary's? Please explain.

6 responses

- No. We operate a set fleet of aircraft with primary being in the Caravan to Casa size range.
- No. The King Air is what we use.
- No
- No. Based on current fleet.
- If it drops below 5000, we can transfer our aircraft use to ones with shorter minimum runways.
- No, not economically viable.

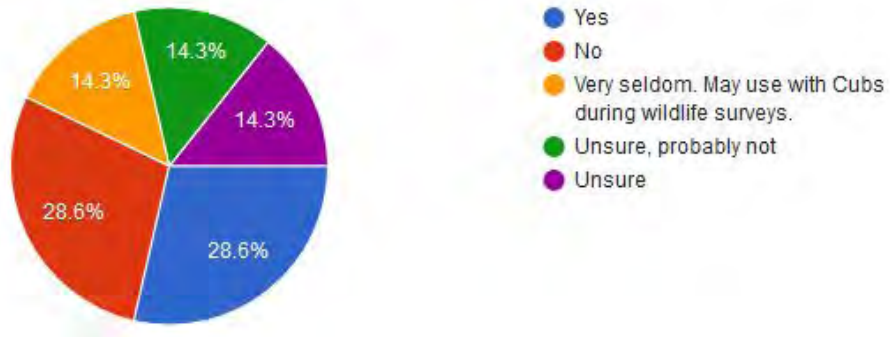
What is the minimum runway length you need to operate your future fleet of aircraft?

7 responses



Do you use the crosswind runway?

7 responses



Is the crosswind runway sufficient for your needs? Please explain.

6 responses

Too short (2)

Yes

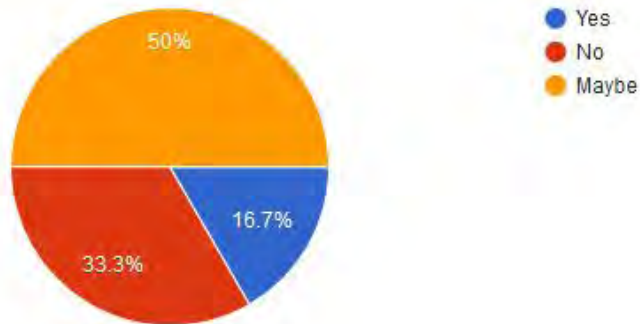
No, it's too short. Make it 2500 ft and I would use it.

Yes, during crosswind

Yes. It would reduce risk if the runway was longer.

Runway 17 has published RNAV and LOC/DME approaches. Runway 35 has a published RNAV approach. Would an additional instrument approach be beneficial to your business?

6 responses



If yes, what type?

4 responses

- We typically operate in VFR conditions but it does happen where IFR can't be avoided. RNAV is typically sufficient.
- ILS
-
-

What percentage of your operations are VFR versus IFR?

6 responses

- 85% VFR, 15% IFR. Smoke conditions can increase the use of IFR approach/departures.
- We try to be 100% IFR
- 99% VFR 1% IFR
- 75% VFR vs. 25% IFR
- Seasonally variable. Winter is mostly IFR, summer is mostly VFR.
- 100% IFR

Are there any obstruction hazards during approach, taxiing, or take-off that the team should know about?

6 responses

No (2)

Not that we are aware of.

NO

Rising terrain on both sides of runway.

South of the airport and to the east there is a 684 ft. tower.

Are there any runway conditions (visibility, constraints, roughness, etc.) that the team should know about?

5 responses

Nothing jumps out at this time

NO

No

No.

During thaw there's settlement. They have to evaluate the conditions before flying every year.

What improvements do you think are needed (lighting, apron, taxiway, facilities, pavement, etc.)?

6 responses

Lighting would be nice, commercial "pay at the pump" fuel

Pavement would be nice.

Resurfacing, lighting and apron improvements

Approach lighting for RWY17 has been out for YEARS

Better maintenance and upkeep of current infrastructure.

Doesn't need to be paved, I don't really want it paved. The apron isn't oversized.

How often is this airport unusable due to soft or rough surface conditions? Please explain.

5 responses

Can be soft during breakup but not usually too bad

For the King Air, it's never unusable. For the Lear, often

Rarely

Very rarely.

It's more likely that we cancel for lack of weather reporting. It's common for the AWOS to fail. We have a contrary procedure when this happens that hasn't received a special exemption yet.

Do you experience congestion in using the runway, taxiway, or apron areas?
Please explain.

5 responses

Only when we clog it up during heavy local fire activity

NO

No

No.

There isn't space for two planes on the apron at once. It can get congested during fishing season.

Would you like to tell the team anything else that may assist with the project?

3 responses

NO

Our small village corporation depends on Northern Air Cargo and Everts to get our inventory into Saint Mary's Airport. If the runway was shortened and the only aircraft able to come in are smaller than the DC-6's or Boeing 737-200 Cargo then we will experience an increase in landed costs and slower service from Anchorage.

Way too much money is spent providing these huge projects to villages with very little need for them.

St. Mary's Airport Improvements

For travelers, residents, and elected officials. The purpose of this survey is to gather information for the airport condition and needs assessment. The survey closes on May 18, 2018.

DOT&PF operates all programs without regard to race, religion, color, gender, age, marital status, ability, or national origin. Full Title VI Nondiscrimination Policy: dot.alaska.gov/tvi_statement.shtml. To file a complaint, go to: dot.alaska.gov/cvlrts/titlevi.shtml.

In what city or village do you primarily live?

St. Mary's

Do you live there year-round?

Yes ▼

If not, please describe the places you live and what times of the year you are in each place.

In what ways do use the St. Mary's Airport?

- Personal travel
- Business travel
- Ordering goods and items
- Shipping out goods and items
- Other:

How often do you use the St. Mary's airport? Please explain.

4 to 5 times a month

How many adults (18 years old and older) live in your household?

2 ▼

How many children (under 18 years old) live in your household?

2 ▼

What months each year do you and other members of your household work for income, in any job or self-employment?

	You	Adult 2	Adult 3	Child 1	All others
January	<input checked="" type="checkbox"/>	<input type="checkbox"/>	<input type="checkbox"/>	<input type="checkbox"/>	<input type="checkbox"/>
February	<input checked="" type="checkbox"/>	<input type="checkbox"/>	<input type="checkbox"/>	<input type="checkbox"/>	<input type="checkbox"/>
March	<input checked="" type="checkbox"/>	<input checked="" type="checkbox"/>	<input type="checkbox"/>	<input type="checkbox"/>	<input type="checkbox"/>
April	<input checked="" type="checkbox"/>	<input checked="" type="checkbox"/>	<input type="checkbox"/>	<input type="checkbox"/>	<input type="checkbox"/>
May	<input checked="" type="checkbox"/>	<input checked="" type="checkbox"/>	<input type="checkbox"/>	<input type="checkbox"/>	<input type="checkbox"/>
June	<input checked="" type="checkbox"/>	<input checked="" type="checkbox"/>	<input type="checkbox"/>	<input type="checkbox"/>	<input type="checkbox"/>
July	<input checked="" type="checkbox"/>	<input checked="" type="checkbox"/>	<input type="checkbox"/>	<input type="checkbox"/>	<input type="checkbox"/>
August	<input checked="" type="checkbox"/>	<input checked="" type="checkbox"/>	<input type="checkbox"/>	<input type="checkbox"/>	<input type="checkbox"/>
September	<input checked="" type="checkbox"/>	<input checked="" type="checkbox"/>	<input type="checkbox"/>	<input type="checkbox"/>	<input type="checkbox"/>
October	<input checked="" type="checkbox"/>	<input checked="" type="checkbox"/>	<input type="checkbox"/>	<input type="checkbox"/>	<input type="checkbox"/>
November	<input checked="" type="checkbox"/>	<input type="checkbox"/>	<input type="checkbox"/>	<input type="checkbox"/>	<input type="checkbox"/>
December	<input checked="" type="checkbox"/>	<input type="checkbox"/>	<input type="checkbox"/>	<input type="checkbox"/>	<input type="checkbox"/>

What was your annual household income in 2016 and 2017?

	2016	2017
\$0 to \$29,999	<input type="checkbox"/>	<input type="checkbox"/>
\$30,000 to \$49,999	<input type="checkbox"/>	<input type="checkbox"/>
\$50,000 to \$74,999	<input checked="" type="checkbox"/>	<input checked="" type="checkbox"/>
\$75,000 to \$99,999	<input type="checkbox"/>	<input type="checkbox"/>
\$100,000 or more	<input type="checkbox"/>	<input type="checkbox"/>

What percentage of your income in 2017 did you receive from public or private employment, other than commercial fishing or processing? Full or part time, including employment with a tribal entity, Native Corporation, Yukon Kuskokwim Health Corporation, or the government.

100% ▼

What percentage of your income in 2017 did you receive from commercial fishing or processing?

50% ▼

What months each year do you and other members of your household participate in subsistence activities?

	You	Adult 2	Adult 3	Child 1	All others
January	<input checked="" type="checkbox"/>	<input checked="" type="checkbox"/>	<input checked="" type="checkbox"/>	<input type="checkbox"/>	<input type="checkbox"/>
February	<input checked="" type="checkbox"/>	<input checked="" type="checkbox"/>	<input checked="" type="checkbox"/>	<input checked="" type="checkbox"/>	<input type="checkbox"/>
March	<input checked="" type="checkbox"/>	<input checked="" type="checkbox"/>	<input checked="" type="checkbox"/>	<input checked="" type="checkbox"/>	<input type="checkbox"/>
April	<input checked="" type="checkbox"/>	<input checked="" type="checkbox"/>	<input checked="" type="checkbox"/>	<input checked="" type="checkbox"/>	<input type="checkbox"/>
May	<input checked="" type="checkbox"/>	<input checked="" type="checkbox"/>	<input checked="" type="checkbox"/>	<input checked="" type="checkbox"/>	<input type="checkbox"/>
June	<input checked="" type="checkbox"/>	<input checked="" type="checkbox"/>	<input checked="" type="checkbox"/>	<input checked="" type="checkbox"/>	<input type="checkbox"/>
July	<input checked="" type="checkbox"/>	<input checked="" type="checkbox"/>	<input checked="" type="checkbox"/>	<input checked="" type="checkbox"/>	<input type="checkbox"/>
August	<input checked="" type="checkbox"/>	<input checked="" type="checkbox"/>	<input checked="" type="checkbox"/>	<input checked="" type="checkbox"/>	<input type="checkbox"/>
September	<input checked="" type="checkbox"/>	<input checked="" type="checkbox"/>	<input checked="" type="checkbox"/>	<input checked="" type="checkbox"/>	<input type="checkbox"/>
October	<input checked="" type="checkbox"/>	<input checked="" type="checkbox"/>	<input checked="" type="checkbox"/>	<input checked="" type="checkbox"/>	<input type="checkbox"/>
November	<input checked="" type="checkbox"/>	<input checked="" type="checkbox"/>	<input checked="" type="checkbox"/>	<input checked="" type="checkbox"/>	<input type="checkbox"/>
December	<input checked="" type="checkbox"/>	<input checked="" type="checkbox"/>	<input checked="" type="checkbox"/>	<input checked="" type="checkbox"/>	<input type="checkbox"/>

Would you like to tell the team anything else that may assist with the project?

Yes don't do the project if it's going to shorten the runway to limit what type of aircraft can land. THAT WOULD HURT OUR ECONOMY AND OUR PEOPLE!!!!

Your name

sylvia nerby

Your email address (only if you would like to be added to the project email list for notifications)

sylvianerby@yahoo.ocm

Your phone number

9074386245

This content is neither created nor endorsed by Google.

Google Forms

St. Mary's Airport Improvements

For travelers, residents, and elected officials. The purpose of this survey is to gather information for the airport condition and needs assessment. The survey closes on May 18, 2018.

DOT&PF operates all programs without regard to race, religion, color, gender, age, marital status, ability, or national origin. Full Title VI Nondiscrimination Policy: dot.alaska.gov/tvi_statement.shtml. To file a complaint, go to: dot.alaska.gov/cvlrts/titlevi.shtml.

In what city or village do you primarily live?

Anchorage

Do you live there year-round?

Yes ▼

If not, please describe the places you live and what times of the year you are in each place.

In what ways do use the St. Mary's Airport?

Personal travel

Business travel

Ordering goods and items

Shipping out goods and items

Other: _____

How often do you use the St. Mary's airport? Please explain.

Every six months

How many adults (18 years old and older) live in your household?

3 ▼

How many children (under 18 years old) live in your household?

Choose ▼

What months each year do you and other members of your household work for income, in any job or self-employment?

	You	Adult 2	Adult 3	Child 1	All others
January	<input type="checkbox"/>	<input type="checkbox"/>	<input checked="" type="checkbox"/>	<input type="checkbox"/>	<input type="checkbox"/>
February	<input type="checkbox"/>	<input type="checkbox"/>	<input checked="" type="checkbox"/>	<input type="checkbox"/>	<input type="checkbox"/>
March	<input type="checkbox"/>	<input type="checkbox"/>	<input checked="" type="checkbox"/>	<input type="checkbox"/>	<input type="checkbox"/>
April	<input type="checkbox"/>	<input type="checkbox"/>	<input checked="" type="checkbox"/>	<input type="checkbox"/>	<input type="checkbox"/>
May	<input type="checkbox"/>	<input type="checkbox"/>	<input checked="" type="checkbox"/>	<input type="checkbox"/>	<input type="checkbox"/>
June	<input type="checkbox"/>	<input type="checkbox"/>	<input checked="" type="checkbox"/>	<input type="checkbox"/>	<input type="checkbox"/>
July	<input type="checkbox"/>	<input type="checkbox"/>	<input checked="" type="checkbox"/>	<input type="checkbox"/>	<input type="checkbox"/>
August	<input type="checkbox"/>	<input type="checkbox"/>	<input checked="" type="checkbox"/>	<input type="checkbox"/>	<input type="checkbox"/>
September	<input type="checkbox"/>	<input type="checkbox"/>	<input checked="" type="checkbox"/>	<input type="checkbox"/>	<input type="checkbox"/>
October	<input type="checkbox"/>	<input type="checkbox"/>	<input checked="" type="checkbox"/>	<input type="checkbox"/>	<input type="checkbox"/>
November	<input type="checkbox"/>	<input type="checkbox"/>	<input checked="" type="checkbox"/>	<input type="checkbox"/>	<input type="checkbox"/>
December	<input type="checkbox"/>	<input type="checkbox"/>	<input checked="" type="checkbox"/>	<input type="checkbox"/>	<input type="checkbox"/>

What was your annual household income in 2016 and 2017?

	2016	2017
\$0 to \$29,999	<input type="checkbox"/>	<input type="checkbox"/>
\$30,000 to \$49,999	<input type="checkbox"/>	<input type="checkbox"/>
\$50,000 to \$74,999	<input checked="" type="checkbox"/>	<input type="checkbox"/>
\$75,000 to \$99,999	<input type="checkbox"/>	<input checked="" type="checkbox"/>
\$100,000 or more	<input type="checkbox"/>	<input type="checkbox"/>

What percentage of your income in 2017 did you receive from public or private employment, other than commercial fishing or processing? Full or part time, including employment with a tribal entity, Native Corporation, Yukon Kuskokwim Health Corporation, or the government.

10% ▼

What percentage of your income in 2017 did you receive from commercial fishing or processing?

0% ▼

What months each year do you and other members of your household participate in subsistence activities?

	You	Adult 2	Adult 3	Child 1	All others
January	<input type="checkbox"/>	<input type="checkbox"/>	<input type="checkbox"/>	<input type="checkbox"/>	<input type="checkbox"/>
February	<input type="checkbox"/>	<input type="checkbox"/>	<input type="checkbox"/>	<input type="checkbox"/>	<input type="checkbox"/>
March	<input type="checkbox"/>	<input type="checkbox"/>	<input type="checkbox"/>	<input type="checkbox"/>	<input type="checkbox"/>
April	<input type="checkbox"/>	<input type="checkbox"/>	<input type="checkbox"/>	<input type="checkbox"/>	<input type="checkbox"/>
May	<input checked="" type="checkbox"/>	<input type="checkbox"/>	<input type="checkbox"/>	<input type="checkbox"/>	<input type="checkbox"/>
June	<input checked="" type="checkbox"/>	<input type="checkbox"/>	<input type="checkbox"/>	<input type="checkbox"/>	<input type="checkbox"/>
July	<input checked="" type="checkbox"/>	<input type="checkbox"/>	<input type="checkbox"/>	<input type="checkbox"/>	<input type="checkbox"/>
August	<input checked="" type="checkbox"/>	<input type="checkbox"/>	<input type="checkbox"/>	<input type="checkbox"/>	<input type="checkbox"/>
September	<input type="checkbox"/>	<input type="checkbox"/>	<input type="checkbox"/>	<input type="checkbox"/>	<input type="checkbox"/>
October	<input type="checkbox"/>	<input type="checkbox"/>	<input type="checkbox"/>	<input type="checkbox"/>	<input type="checkbox"/>
November	<input type="checkbox"/>	<input type="checkbox"/>	<input type="checkbox"/>	<input type="checkbox"/>	<input type="checkbox"/>
December	<input type="checkbox"/>	<input type="checkbox"/>	<input type="checkbox"/>	<input type="checkbox"/>	<input type="checkbox"/>

Would you like to tell the team anything else that may assist with the project?

Your name

Your email address (only if you would like to be added to the project email list for notifications)

Your phone number

This content is neither created nor endorsed by Google.

Google Forms

St. Mary's Airport Improvements

For travelers, residents, and elected officials. The purpose of this survey is to gather information for the airport condition and needs assessment. The survey closes on May 18, 2018.

DOT&PF operates all programs without regard to race, religion, color, gender, age, marital status, ability, or national origin. Full Title VI Nondiscrimination Policy: dot.alaska.gov/tvi_statement.shtml. To file a complaint, go to: dot.alaska.gov/cvlrts/titlevi.shtml.

In what city or village do you primarily live?

Mountain Village

Do you live there year-round?

Yes ▼

If not, please describe the places you live and what times of the year you are in each place.

In what ways do use the St. Mary's Airport?

- Personal travel
- Business travel
- Ordering goods and items
- Shipping out goods and items

Other: _____

How often do you use the St. Mary's airport? Please explain.

Monthly

How many adults (18 years old and older) live in your household?

0 ▼

How many children (under 18 years old) live in your household?

3 ▼

What months each year do you and other members of your household work for income, in any job or self-employment?

	You	Adult 2	Adult 3	Child 1	All others
January	<input type="checkbox"/>	<input checked="" type="checkbox"/>	<input type="checkbox"/>	<input type="checkbox"/>	<input type="checkbox"/>
February	<input type="checkbox"/>	<input checked="" type="checkbox"/>	<input type="checkbox"/>	<input type="checkbox"/>	<input type="checkbox"/>
March	<input type="checkbox"/>	<input checked="" type="checkbox"/>	<input type="checkbox"/>	<input type="checkbox"/>	<input type="checkbox"/>
April	<input type="checkbox"/>	<input checked="" type="checkbox"/>	<input type="checkbox"/>	<input type="checkbox"/>	<input type="checkbox"/>
May	<input checked="" type="checkbox"/>	<input checked="" type="checkbox"/>	<input type="checkbox"/>	<input type="checkbox"/>	<input type="checkbox"/>
June	<input checked="" type="checkbox"/>	<input checked="" type="checkbox"/>	<input type="checkbox"/>	<input type="checkbox"/>	<input type="checkbox"/>
July	<input checked="" type="checkbox"/>	<input checked="" type="checkbox"/>	<input type="checkbox"/>	<input type="checkbox"/>	<input type="checkbox"/>
August	<input checked="" type="checkbox"/>	<input checked="" type="checkbox"/>	<input type="checkbox"/>	<input type="checkbox"/>	<input type="checkbox"/>
September	<input checked="" type="checkbox"/>	<input checked="" type="checkbox"/>	<input type="checkbox"/>	<input type="checkbox"/>	<input type="checkbox"/>
October	<input checked="" type="checkbox"/>	<input checked="" type="checkbox"/>	<input type="checkbox"/>	<input type="checkbox"/>	<input type="checkbox"/>
November	<input type="checkbox"/>	<input checked="" type="checkbox"/>	<input type="checkbox"/>	<input type="checkbox"/>	<input type="checkbox"/>
December	<input type="checkbox"/>	<input checked="" type="checkbox"/>	<input type="checkbox"/>	<input type="checkbox"/>	<input type="checkbox"/>

What was your annual household income in 2016 and 2017?

	2016	2017
\$0 to \$29,999	<input checked="" type="checkbox"/>	<input checked="" type="checkbox"/>
\$30,000 to \$49,999	<input type="checkbox"/>	<input type="checkbox"/>
\$50,000 to \$74,999	<input type="checkbox"/>	<input type="checkbox"/>
\$75,000 to \$99,999	<input type="checkbox"/>	<input type="checkbox"/>
\$100,000 or more	<input type="checkbox"/>	<input type="checkbox"/>

What percentage of your income in 2017 did you receive from public or private employment, other than commercial fishing or processing? Full or part time, including employment with a tribal entity, Native Corporation, Yukon Kuskokwim Health Corporation, or the government.

0% ▼

What percentage of your income in 2017 did you receive from commercial fishing or processing?

100% ▼

What months each year do you and other members of your household participate in subsistence activities?

	You	Adult 2	Adult 3	Child 1	All others
January	<input checked="" type="checkbox"/>	<input type="checkbox"/>	<input type="checkbox"/>	<input type="checkbox"/>	<input type="checkbox"/>
February	<input checked="" type="checkbox"/>	<input type="checkbox"/>	<input type="checkbox"/>	<input type="checkbox"/>	<input type="checkbox"/>
March	<input checked="" type="checkbox"/>	<input type="checkbox"/>	<input type="checkbox"/>	<input type="checkbox"/>	<input type="checkbox"/>
April	<input checked="" type="checkbox"/>	<input type="checkbox"/>	<input type="checkbox"/>	<input type="checkbox"/>	<input type="checkbox"/>
May	<input checked="" type="checkbox"/>	<input checked="" type="checkbox"/>	<input type="checkbox"/>	<input type="checkbox"/>	<input type="checkbox"/>
June	<input checked="" type="checkbox"/>	<input checked="" type="checkbox"/>	<input type="checkbox"/>	<input type="checkbox"/>	<input type="checkbox"/>
July	<input checked="" type="checkbox"/>	<input checked="" type="checkbox"/>	<input type="checkbox"/>	<input type="checkbox"/>	<input type="checkbox"/>
August	<input checked="" type="checkbox"/>	<input checked="" type="checkbox"/>	<input type="checkbox"/>	<input type="checkbox"/>	<input type="checkbox"/>
September	<input checked="" type="checkbox"/>	<input checked="" type="checkbox"/>	<input type="checkbox"/>	<input type="checkbox"/>	<input type="checkbox"/>
October	<input checked="" type="checkbox"/>	<input checked="" type="checkbox"/>	<input type="checkbox"/>	<input type="checkbox"/>	<input type="checkbox"/>
November	<input checked="" type="checkbox"/>	<input type="checkbox"/>	<input type="checkbox"/>	<input type="checkbox"/>	<input type="checkbox"/>
December	<input checked="" type="checkbox"/>	<input type="checkbox"/>	<input type="checkbox"/>	<input type="checkbox"/>	<input type="checkbox"/>

Would you like to tell the team anything else that may assist with the project?

Do NOT shorten the runway!!! IF YOU do that... you can make mountain village runway longer and wider for NAC and EVERETS to land... you gotta be stupid to be shortening that runway.

Your name

Alaska

Your email address (only if you would like to be added to the project email list for notifications)

Your phone number

9075912511

This content is neither created nor endorsed by Google.

Google Forms

St. Mary's Airport Improvements

For travelers, residents, and elected officials. The purpose of this survey is to gather information for the airport condition and needs assessment. The survey closes on May 18, 2018.

DOT&PF operates all programs without regard to race, religion, color, gender, age, marital status, ability, or national origin. Full Title VI Nondiscrimination Policy: dot.alaska.gov/tvi_statement.shtml. To file a complaint, go to: dot.alaska.gov/cvlrts/titlevi.shtml.

In what city or village do you primarily live?

St. Mary's

Do you live there year-round?

Yes ▼

If not, please describe the places you live and what times of the year you are in each place.

In what ways do use the St. Mary's Airport?

- Personal travel
- Business travel
- Ordering goods and items
- Shipping out goods and items

Other:

How often do you use the St. Mary's airport? Please explain.

every 3 weeks for treatment in Anchorage for 1 year, after that we fly almost every month

How many adults (18 years old and older) live in your household?

3 ▼

How many children (under 18 years old) live in your household?

3 ▼

What months each year do you and other members of your household work for income, in any job or self-employment?

	You	Adult 2	Adult 3	Child 1	All others
January	<input checked="" type="checkbox"/>	<input checked="" type="checkbox"/>	<input checked="" type="checkbox"/>	<input type="checkbox"/>	<input type="checkbox"/>
February	<input checked="" type="checkbox"/>	<input checked="" type="checkbox"/>	<input checked="" type="checkbox"/>	<input type="checkbox"/>	<input type="checkbox"/>
March	<input checked="" type="checkbox"/>	<input checked="" type="checkbox"/>	<input checked="" type="checkbox"/>	<input type="checkbox"/>	<input type="checkbox"/>
April	<input checked="" type="checkbox"/>	<input checked="" type="checkbox"/>	<input checked="" type="checkbox"/>	<input type="checkbox"/>	<input type="checkbox"/>
May	<input checked="" type="checkbox"/>	<input checked="" type="checkbox"/>	<input checked="" type="checkbox"/>	<input checked="" type="checkbox"/>	<input type="checkbox"/>
June	<input checked="" type="checkbox"/>	<input checked="" type="checkbox"/>	<input type="checkbox"/>	<input checked="" type="checkbox"/>	<input type="checkbox"/>
July	<input checked="" type="checkbox"/>	<input checked="" type="checkbox"/>	<input type="checkbox"/>	<input checked="" type="checkbox"/>	<input type="checkbox"/>
August	<input checked="" type="checkbox"/>	<input checked="" type="checkbox"/>	<input checked="" type="checkbox"/>	<input type="checkbox"/>	<input type="checkbox"/>
September	<input checked="" type="checkbox"/>	<input checked="" type="checkbox"/>	<input checked="" type="checkbox"/>	<input type="checkbox"/>	<input type="checkbox"/>
October	<input checked="" type="checkbox"/>	<input checked="" type="checkbox"/>	<input checked="" type="checkbox"/>	<input type="checkbox"/>	<input type="checkbox"/>
November	<input checked="" type="checkbox"/>	<input checked="" type="checkbox"/>	<input checked="" type="checkbox"/>	<input type="checkbox"/>	<input type="checkbox"/>
December	<input checked="" type="checkbox"/>	<input checked="" type="checkbox"/>	<input checked="" type="checkbox"/>	<input type="checkbox"/>	<input type="checkbox"/>

What was your annual household income in 2016 and 2017?

	2016	2017
\$0 to \$29,999	<input type="checkbox"/>	<input type="checkbox"/>
\$30,000 to \$49,999	<input checked="" type="checkbox"/>	<input checked="" type="checkbox"/>
\$50,000 to \$74,999	<input type="checkbox"/>	<input type="checkbox"/>
\$75,000 to \$99,999	<input type="checkbox"/>	<input type="checkbox"/>
\$100,000 or more	<input type="checkbox"/>	<input type="checkbox"/>

What percentage of your income in 2017 did you receive from public or private employment, other than commercial fishing or processing? Full or part time, including employment with a tribal entity, Native Corporation, Yukon Kuskokwim Health Corporation, or the government.

100% ▼

What percentage of your income in 2017 did you receive from commercial fishing or processing?

40% ▼

What months each year do you and other members of your household participate in subsistence activities?

	You	Adult 2	Adult 3	Child 1	All others
January	<input checked="" type="checkbox"/>	<input type="checkbox"/>	<input type="checkbox"/>	<input type="checkbox"/>	<input type="checkbox"/>
February	<input type="checkbox"/>	<input type="checkbox"/>	<input type="checkbox"/>	<input type="checkbox"/>	<input type="checkbox"/>
March	<input type="checkbox"/>	<input type="checkbox"/>	<input type="checkbox"/>	<input type="checkbox"/>	<input type="checkbox"/>
April	<input checked="" type="checkbox"/>	<input type="checkbox"/>	<input type="checkbox"/>	<input type="checkbox"/>	<input type="checkbox"/>
May	<input checked="" type="checkbox"/>	<input type="checkbox"/>	<input type="checkbox"/>	<input type="checkbox"/>	<input type="checkbox"/>
June	<input checked="" type="checkbox"/>	<input type="checkbox"/>	<input type="checkbox"/>	<input type="checkbox"/>	<input type="checkbox"/>
July	<input type="checkbox"/>	<input type="checkbox"/>	<input type="checkbox"/>	<input type="checkbox"/>	<input type="checkbox"/>
August	<input checked="" type="checkbox"/>	<input type="checkbox"/>	<input type="checkbox"/>	<input type="checkbox"/>	<input type="checkbox"/>
September	<input checked="" type="checkbox"/>	<input type="checkbox"/>	<input type="checkbox"/>	<input type="checkbox"/>	<input type="checkbox"/>
October	<input checked="" type="checkbox"/>	<input type="checkbox"/>	<input type="checkbox"/>	<input type="checkbox"/>	<input type="checkbox"/>
November	<input type="checkbox"/>	<input type="checkbox"/>	<input type="checkbox"/>	<input type="checkbox"/>	<input type="checkbox"/>
December	<input checked="" type="checkbox"/>	<input type="checkbox"/>	<input type="checkbox"/>	<input type="checkbox"/>	<input type="checkbox"/>

Would you like to tell the team anything else that may assist with the project?

Airport is used daily which helps families from medical to personal use.

Your name

Charles Prince

Your email address (only if you would like to be added to the project email list for notifications)

Your phone number

4386400

This content is neither created nor endorsed by Google.

Google Forms

St. Mary's Airport Improvements

For travelers, residents, and elected officials. The purpose of this survey is to gather information for the airport condition and needs assessment. The survey closes on May 18, 2018.

DOT&PF operates all programs without regard to race, religion, color, gender, age, marital status, ability, or national origin. Full Title VI Nondiscrimination Policy: dot.alaska.gov/tvi_statement.shtml. To file a complaint, go to: dot.alaska.gov/cvlrts/titlevi.shtml.

In what city or village do you primarily live?

St Marys

Do you live there year-round?

No

If not, please describe the places you live and what times of the year you are in each place.

I teach in St Mary's so I'm there all school year, a little before and a little after. In June and July I travel to other places usually in state.

In what ways do use the St. Mary's Airport?

Personal travel

Business travel

Ordering goods and items

Shipping out goods and items

Other: _____

How often do you use the St. Mary's airport? Please explain.

At least four times a year, usually more.

How many adults (18 years old and older) live in your household?

1 ▼

How many children (under 18 years old) live in your household?

0 ▼

What months each year do you and other members of your household work for income, in any job or self-employment?

	You	Adult 2	Adult 3	Child 1	All others
January	<input checked="" type="checkbox"/>	<input type="checkbox"/>	<input type="checkbox"/>	<input type="checkbox"/>	<input type="checkbox"/>
February	<input checked="" type="checkbox"/>	<input type="checkbox"/>	<input type="checkbox"/>	<input type="checkbox"/>	<input type="checkbox"/>
March	<input checked="" type="checkbox"/>	<input type="checkbox"/>	<input type="checkbox"/>	<input type="checkbox"/>	<input type="checkbox"/>
April	<input checked="" type="checkbox"/>	<input type="checkbox"/>	<input type="checkbox"/>	<input type="checkbox"/>	<input type="checkbox"/>
May	<input checked="" type="checkbox"/>	<input type="checkbox"/>	<input type="checkbox"/>	<input type="checkbox"/>	<input type="checkbox"/>
June	<input checked="" type="checkbox"/>	<input type="checkbox"/>	<input type="checkbox"/>	<input type="checkbox"/>	<input type="checkbox"/>
July	<input checked="" type="checkbox"/>	<input type="checkbox"/>	<input type="checkbox"/>	<input type="checkbox"/>	<input type="checkbox"/>
August	<input checked="" type="checkbox"/>	<input type="checkbox"/>	<input type="checkbox"/>	<input type="checkbox"/>	<input type="checkbox"/>
September	<input checked="" type="checkbox"/>	<input type="checkbox"/>	<input type="checkbox"/>	<input type="checkbox"/>	<input type="checkbox"/>
October	<input checked="" type="checkbox"/>	<input type="checkbox"/>	<input type="checkbox"/>	<input type="checkbox"/>	<input type="checkbox"/>
November	<input checked="" type="checkbox"/>	<input type="checkbox"/>	<input type="checkbox"/>	<input type="checkbox"/>	<input type="checkbox"/>
December	<input checked="" type="checkbox"/>	<input type="checkbox"/>	<input type="checkbox"/>	<input type="checkbox"/>	<input type="checkbox"/>

What was your annual household income in 2016 and 2017?

	2016	2017
\$0 to \$29,999	<input type="checkbox"/>	<input type="checkbox"/>
\$30,000 to \$49,999	<input checked="" type="checkbox"/>	<input checked="" type="checkbox"/>
\$50,000 to \$74,999	<input type="checkbox"/>	<input type="checkbox"/>
\$75,000 to \$99,999	<input type="checkbox"/>	<input type="checkbox"/>
\$100,000 or more	<input type="checkbox"/>	<input type="checkbox"/>

What percentage of your income in 2017 did you receive from public or private employment, other than commercial fishing or processing? Full or part time, including employment with a tribal entity, Native Corporation, Yukon Kuskokwim Health Corporation, or the government.

100% ▼

What percentage of your income in 2017 did you receive from commercial fishing or processing?

0% ▼

What months each year do you and other members of your household participate in subsistence activities?

	You	Adult 2	Adult 3	Child 1	All others
January	<input type="checkbox"/>	<input type="checkbox"/>	<input type="checkbox"/>	<input type="checkbox"/>	<input type="checkbox"/>
February	<input type="checkbox"/>	<input type="checkbox"/>	<input type="checkbox"/>	<input type="checkbox"/>	<input type="checkbox"/>
March	<input type="checkbox"/>	<input type="checkbox"/>	<input type="checkbox"/>	<input type="checkbox"/>	<input type="checkbox"/>
April	<input type="checkbox"/>	<input type="checkbox"/>	<input type="checkbox"/>	<input type="checkbox"/>	<input type="checkbox"/>
May	<input type="checkbox"/>	<input type="checkbox"/>	<input type="checkbox"/>	<input type="checkbox"/>	<input type="checkbox"/>
June	<input type="checkbox"/>	<input type="checkbox"/>	<input type="checkbox"/>	<input type="checkbox"/>	<input type="checkbox"/>
July	<input type="checkbox"/>	<input type="checkbox"/>	<input type="checkbox"/>	<input type="checkbox"/>	<input type="checkbox"/>
August	<input checked="" type="checkbox"/>	<input type="checkbox"/>	<input type="checkbox"/>	<input type="checkbox"/>	<input type="checkbox"/>
September	<input checked="" type="checkbox"/>	<input type="checkbox"/>	<input type="checkbox"/>	<input type="checkbox"/>	<input type="checkbox"/>
October	<input checked="" type="checkbox"/>	<input type="checkbox"/>	<input type="checkbox"/>	<input type="checkbox"/>	<input type="checkbox"/>
November	<input type="checkbox"/>	<input type="checkbox"/>	<input type="checkbox"/>	<input type="checkbox"/>	<input type="checkbox"/>
December	<input type="checkbox"/>	<input type="checkbox"/>	<input type="checkbox"/>	<input type="checkbox"/>	<input type="checkbox"/>

Would you like to tell the team anything else that may assist with the project?

Your name

Your email address (only if you would like to be added to the project email list for notifications)

Your phone number

This content is neither created nor endorsed by Google.

Google Forms

St. Mary's Airport Improvements

For travelers, residents, and elected officials. The purpose of this survey is to gather information for the airport condition and needs assessment. The survey closes on May 18, 2018.

DOT&PF operates all programs without regard to race, religion, color, gender, age, marital status, ability, or national origin. Full Title VI Nondiscrimination Policy: dot.alaska.gov/tvi_statement.shtml. To file a complaint, go to: dot.alaska.gov/cvlrts/titlevi.shtml.

In what city or village do you primarily live?

St. Mary's

Do you live there year-round?

Yes



If not, please describe the places you live and what times of the year you are in each place.

In what ways do use the St. Mary's Airport?

- Personal travel
- Business travel
- Ordering goods and items
- Shipping out goods and items



Other:

How often do you use the St. Mary's airport? Please explain.

For supplies that I order as part of my job, close to weekly

How many adults (18 years old and older) live in your household?

2 ▼

How many children (under 18 years old) live in your household?

0 ▼

What months each year do you and other members of your household work for income, in any job or self-employment?

	You	Adult 2	Adult 3	Child 1	All others
January	<input checked="" type="checkbox"/>	<input type="checkbox"/>	<input type="checkbox"/>	<input type="checkbox"/>	<input type="checkbox"/>
February	<input checked="" type="checkbox"/>	<input type="checkbox"/>	<input type="checkbox"/>	<input type="checkbox"/>	<input type="checkbox"/>
March	<input checked="" type="checkbox"/>	<input type="checkbox"/>	<input type="checkbox"/>	<input type="checkbox"/>	<input type="checkbox"/>
April	<input checked="" type="checkbox"/>	<input type="checkbox"/>	<input type="checkbox"/>	<input type="checkbox"/>	<input type="checkbox"/>
May	<input checked="" type="checkbox"/>	<input type="checkbox"/>	<input type="checkbox"/>	<input type="checkbox"/>	<input type="checkbox"/>
June	<input checked="" type="checkbox"/>	<input type="checkbox"/>	<input type="checkbox"/>	<input type="checkbox"/>	<input type="checkbox"/>
July	<input checked="" type="checkbox"/>	<input type="checkbox"/>	<input type="checkbox"/>	<input type="checkbox"/>	<input type="checkbox"/>
August	<input checked="" type="checkbox"/>	<input type="checkbox"/>	<input type="checkbox"/>	<input type="checkbox"/>	<input type="checkbox"/>
September	<input checked="" type="checkbox"/>	<input type="checkbox"/>	<input type="checkbox"/>	<input type="checkbox"/>	<input type="checkbox"/>
October	<input checked="" type="checkbox"/>	<input type="checkbox"/>	<input type="checkbox"/>	<input type="checkbox"/>	<input type="checkbox"/>
November	<input checked="" type="checkbox"/>	<input type="checkbox"/>	<input type="checkbox"/>	<input type="checkbox"/>	<input type="checkbox"/>
December	<input checked="" type="checkbox"/>	<input type="checkbox"/>	<input type="checkbox"/>	<input type="checkbox"/>	<input type="checkbox"/>

What was your annual household income in 2016 and 2017?

	2016	2017
\$0 to \$29,999	<input type="checkbox"/>	<input type="checkbox"/>
\$30,000 to \$49,999	<input type="checkbox"/>	<input type="checkbox"/>
\$50,000 to \$74,999	<input type="checkbox"/>	<input type="checkbox"/>
\$75,000 to \$99,999	<input type="checkbox"/>	<input type="checkbox"/>
\$100,000 or more	<input checked="" type="checkbox"/>	<input checked="" type="checkbox"/>

What percentage of your income in 2017 did you receive from public or private employment, other than commercial fishing or processing? Full or part time, including employment with a tribal entity, Native Corporation, Yukon Kuskokwim Health Corporation, or the government.

70% ▼

What percentage of your income in 2017 did you receive from commercial fishing or processing?

0% ▼

What months each year do you and other members of your household participate in subsistence activities?

	You	Adult 2	Adult 3	Child 1	All others
January	<input type="checkbox"/>	<input type="checkbox"/>	<input type="checkbox"/>	<input type="checkbox"/>	<input type="checkbox"/>
February	<input type="checkbox"/>	<input type="checkbox"/>	<input type="checkbox"/>	<input type="checkbox"/>	<input type="checkbox"/>
March	<input type="checkbox"/>	<input type="checkbox"/>	<input type="checkbox"/>	<input type="checkbox"/>	<input type="checkbox"/>
April	<input type="checkbox"/>	<input type="checkbox"/>	<input type="checkbox"/>	<input type="checkbox"/>	<input type="checkbox"/>
May	<input type="checkbox"/>	<input type="checkbox"/>	<input type="checkbox"/>	<input type="checkbox"/>	<input type="checkbox"/>
June	<input type="checkbox"/>	<input type="checkbox"/>	<input type="checkbox"/>	<input type="checkbox"/>	<input type="checkbox"/>
July	<input checked="" type="checkbox"/>	<input checked="" type="checkbox"/>	<input type="checkbox"/>	<input type="checkbox"/>	<input type="checkbox"/>
August	<input checked="" type="checkbox"/>	<input checked="" type="checkbox"/>	<input type="checkbox"/>	<input type="checkbox"/>	<input type="checkbox"/>
September	<input checked="" type="checkbox"/>	<input checked="" type="checkbox"/>	<input type="checkbox"/>	<input type="checkbox"/>	<input type="checkbox"/>
October	<input checked="" type="checkbox"/>	<input checked="" type="checkbox"/>	<input type="checkbox"/>	<input type="checkbox"/>	<input type="checkbox"/>
November	<input type="checkbox"/>	<input type="checkbox"/>	<input type="checkbox"/>	<input type="checkbox"/>	<input type="checkbox"/>
December	<input type="checkbox"/>	<input type="checkbox"/>	<input type="checkbox"/>	<input type="checkbox"/>	<input type="checkbox"/>

Would you like to tell the team anything else that may assist with the project?

I believe that shortening the runway will absolutely destroy our economy. I would expect decreased jobs, increased costs, and probably a reduction in population living here.

Your name

Walton Smith

Your email address (only if you would like to be added to the project email list for notifications)

waltonksm@yahoo.copm

Your phone number

907-891-0171

This content is neither created nor endorsed by Google.

Google Forms

St. Mary's Airport Improvements

For travelers, residents, and elected officials. The purpose of this survey is to gather information for the airport condition and needs assessment. The survey closes on May 18, 2018.

DOT&PF operates all programs without regard to race, religion, color, gender, age, marital status, ability, or national origin. Full Title VI Nondiscrimination Policy: dot.alaska.gov/tvi_statement.shtml. To file a complaint, go to: dot.alaska.gov/cvlrts/titlevi.shtml.

In what city or village do you primarily live?

Saint Marys

Do you live there year-round?

Yes ▼

If not, please describe the places you live and what times of the year you are in each place.

In what ways do use the St. Mary's Airport?

- Personal travel
- Business travel
- Ordering goods and items
- Shipping out goods and items
- Other: _____

How often do you use the St. Mary's airport? Please explain.

We have been renovating our house and we do use the Nac or Everts quite often. Without them coming in we will have to wait for the barge to take our lumber here and that takes too long.

How many adults (18 years old and older) live in your household?

3 ▼

How many children (under 18 years old) live in your household?

3 ▼

What months each year do you and other members of your household work for income, in any job or self-employment?

	You	Adult 2	Adult 3	Child 1	All others
January	<input checked="" type="checkbox"/>	<input checked="" type="checkbox"/>	<input type="checkbox"/>	<input type="checkbox"/>	<input type="checkbox"/>
February	<input checked="" type="checkbox"/>	<input checked="" type="checkbox"/>	<input type="checkbox"/>	<input type="checkbox"/>	<input type="checkbox"/>
March	<input checked="" type="checkbox"/>	<input checked="" type="checkbox"/>	<input type="checkbox"/>	<input type="checkbox"/>	<input type="checkbox"/>
April	<input checked="" type="checkbox"/>	<input checked="" type="checkbox"/>	<input type="checkbox"/>	<input type="checkbox"/>	<input type="checkbox"/>
May	<input checked="" type="checkbox"/>	<input checked="" type="checkbox"/>	<input type="checkbox"/>	<input type="checkbox"/>	<input type="checkbox"/>
June	<input checked="" type="checkbox"/>	<input type="checkbox"/>	<input type="checkbox"/>	<input type="checkbox"/>	<input type="checkbox"/>
July	<input checked="" type="checkbox"/>	<input type="checkbox"/>	<input type="checkbox"/>	<input type="checkbox"/>	<input type="checkbox"/>
August	<input checked="" type="checkbox"/>	<input checked="" type="checkbox"/>	<input type="checkbox"/>	<input type="checkbox"/>	<input type="checkbox"/>
September	<input checked="" type="checkbox"/>	<input checked="" type="checkbox"/>	<input type="checkbox"/>	<input type="checkbox"/>	<input type="checkbox"/>
October	<input checked="" type="checkbox"/>	<input checked="" type="checkbox"/>	<input type="checkbox"/>	<input type="checkbox"/>	<input type="checkbox"/>
November	<input checked="" type="checkbox"/>	<input checked="" type="checkbox"/>	<input type="checkbox"/>	<input type="checkbox"/>	<input type="checkbox"/>
December	<input checked="" type="checkbox"/>	<input checked="" type="checkbox"/>	<input type="checkbox"/>	<input type="checkbox"/>	<input type="checkbox"/>

What was your annual household income in 2016 and 2017?

	2016	2017
\$0 to \$29,999	<input type="checkbox"/>	<input type="checkbox"/>
\$30,000 to \$49,999	<input type="checkbox"/>	<input type="checkbox"/>
\$50,000 to \$74,999	<input type="checkbox"/>	<input checked="" type="checkbox"/>
\$75,000 to \$99,999	<input type="checkbox"/>	<input type="checkbox"/>
\$100,000 or more	<input type="checkbox"/>	<input type="checkbox"/>

What percentage of your income in 2017 did you receive from public or private employment, other than commercial fishing or processing? Full or part time, including employment with a tribal entity, Native Corporation, Yukon Kuskokwim Health Corporation, or the government.

Choose ▼

What percentage of your income in 2017 did you receive from commercial fishing or processing?

40% ▼

What months each year do you and other members of your household participate in subsistence activities?

	You	Adult 2	Adult 3	Child 1	All others
January	<input type="checkbox"/>	<input type="checkbox"/>	<input type="checkbox"/>	<input type="checkbox"/>	<input type="checkbox"/>
February	<input type="checkbox"/>	<input type="checkbox"/>	<input type="checkbox"/>	<input type="checkbox"/>	<input type="checkbox"/>
March	<input type="checkbox"/>	<input type="checkbox"/>	<input type="checkbox"/>	<input type="checkbox"/>	<input type="checkbox"/>
April	<input type="checkbox"/>	<input type="checkbox"/>	<input type="checkbox"/>	<input type="checkbox"/>	<input type="checkbox"/>
May	<input type="checkbox"/>	<input type="checkbox"/>	<input type="checkbox"/>	<input type="checkbox"/>	<input type="checkbox"/>
June	<input checked="" type="checkbox"/>	<input type="checkbox"/>	<input type="checkbox"/>	<input type="checkbox"/>	<input type="checkbox"/>
July	<input checked="" type="checkbox"/>	<input type="checkbox"/>	<input type="checkbox"/>	<input type="checkbox"/>	<input type="checkbox"/>
August	<input checked="" type="checkbox"/>	<input type="checkbox"/>	<input type="checkbox"/>	<input type="checkbox"/>	<input type="checkbox"/>
September	<input checked="" type="checkbox"/>	<input type="checkbox"/>	<input type="checkbox"/>	<input type="checkbox"/>	<input type="checkbox"/>
October	<input type="checkbox"/>	<input type="checkbox"/>	<input type="checkbox"/>	<input type="checkbox"/>	<input type="checkbox"/>
November	<input type="checkbox"/>	<input type="checkbox"/>	<input type="checkbox"/>	<input type="checkbox"/>	<input type="checkbox"/>
December	<input type="checkbox"/>	<input type="checkbox"/>	<input type="checkbox"/>	<input type="checkbox"/>	<input type="checkbox"/>

Would you like to tell the team anything else that may assist with the project?

Most people here depend on commercial fishing . Without the big air carriers coming in to pick up fish it will really put a burden on their families. Some people are already having a hard time because of lack of jobs here.

Your name

Arlene Kamuck

Your email address (only if you would like to be added to the project email list for notifications)

Your phone number

9074386025

This content is neither created nor endorsed by Google.

Google Forms

St. Mary's Airport Improvements

For travelers, residents, and elected officials. The purpose of this survey is to gather information for the airport condition and needs assessment. The survey closes on May 18, 2018.

DOT&PF operates all programs without regard to race, religion, color, gender, age, marital status, ability, or national origin. Full Title VI Nondiscrimination Policy: dot.alaska.gov/tvi_statement.shtml. To file a complaint, go to: dot.alaska.gov/cvlrts/titlevi.shtml.

In what city or village do you primarily live?

St Mary's

Do you live there year-round?

Yes ▼

If not, please describe the places you live and what times of the year you are in each place.

In what ways do use the St. Mary's Airport?

- Personal travel
- Business travel
- Ordering goods and items
- Shipping out goods and items
- Other: _____

How often do you use the St. Mary's airport? Please explain.

Weekly I orders supplies and materials I need.

How many adults (18 years old and older) live in your household?

1 ▼

How many children (under 18 years old) live in your household?

0 ▼

What months each year do you and other members of your household work for income, in any job or self-employment?

	You	Adult 2	Adult 3	Child 1	All others
January	<input checked="" type="checkbox"/>	<input type="checkbox"/>	<input type="checkbox"/>	<input type="checkbox"/>	<input type="checkbox"/>
February	<input checked="" type="checkbox"/>	<input type="checkbox"/>	<input type="checkbox"/>	<input type="checkbox"/>	<input type="checkbox"/>
March	<input checked="" type="checkbox"/>	<input type="checkbox"/>	<input type="checkbox"/>	<input type="checkbox"/>	<input type="checkbox"/>
April	<input checked="" type="checkbox"/>	<input type="checkbox"/>	<input type="checkbox"/>	<input type="checkbox"/>	<input type="checkbox"/>
May	<input checked="" type="checkbox"/>	<input type="checkbox"/>	<input type="checkbox"/>	<input type="checkbox"/>	<input type="checkbox"/>
June	<input checked="" type="checkbox"/>	<input type="checkbox"/>	<input type="checkbox"/>	<input type="checkbox"/>	<input type="checkbox"/>
July	<input checked="" type="checkbox"/>	<input type="checkbox"/>	<input type="checkbox"/>	<input type="checkbox"/>	<input type="checkbox"/>
August	<input checked="" type="checkbox"/>	<input type="checkbox"/>	<input type="checkbox"/>	<input type="checkbox"/>	<input type="checkbox"/>
September	<input checked="" type="checkbox"/>	<input type="checkbox"/>	<input type="checkbox"/>	<input type="checkbox"/>	<input type="checkbox"/>
October	<input checked="" type="checkbox"/>	<input type="checkbox"/>	<input type="checkbox"/>	<input type="checkbox"/>	<input type="checkbox"/>
November	<input checked="" type="checkbox"/>	<input type="checkbox"/>	<input type="checkbox"/>	<input type="checkbox"/>	<input type="checkbox"/>
December	<input checked="" type="checkbox"/>	<input type="checkbox"/>	<input type="checkbox"/>	<input type="checkbox"/>	<input type="checkbox"/>

What was your annual household income in 2016 and 2017?

	2016	2017
\$0 to \$29,999	<input type="checkbox"/>	<input type="checkbox"/>
\$30,000 to \$49,999	<input type="checkbox"/>	<input type="checkbox"/>
\$50,000 to \$74,999	<input type="checkbox"/>	<input type="checkbox"/>
\$75,000 to \$99,999	<input type="checkbox"/>	<input type="checkbox"/>
\$100,000 or more	<input checked="" type="checkbox"/>	<input checked="" type="checkbox"/>

What percentage of your income in 2017 did you receive from public or private employment, other than commercial fishing or processing? Full or part time, including employment with a tribal entity, Native Corporation, Yukon Kuskokwim Health Corporation, or the government.

100% ▼

What percentage of your income in 2017 did you receive from commercial fishing or processing?

0% ▼

What months each year do you and other members of your household participate in subsistence activities?

	You	Adult 2	Adult 3	Child 1	All others
January	<input type="checkbox"/>	<input type="checkbox"/>	<input type="checkbox"/>	<input type="checkbox"/>	<input type="checkbox"/>
February	<input type="checkbox"/>	<input type="checkbox"/>	<input type="checkbox"/>	<input type="checkbox"/>	<input type="checkbox"/>
March	<input type="checkbox"/>	<input type="checkbox"/>	<input type="checkbox"/>	<input type="checkbox"/>	<input type="checkbox"/>
April	<input type="checkbox"/>	<input type="checkbox"/>	<input type="checkbox"/>	<input type="checkbox"/>	<input type="checkbox"/>
May	<input type="checkbox"/>	<input type="checkbox"/>	<input type="checkbox"/>	<input type="checkbox"/>	<input type="checkbox"/>
June	<input type="checkbox"/>	<input type="checkbox"/>	<input type="checkbox"/>	<input type="checkbox"/>	<input type="checkbox"/>
July	<input checked="" type="checkbox"/>	<input type="checkbox"/>	<input type="checkbox"/>	<input type="checkbox"/>	<input type="checkbox"/>
August	<input checked="" type="checkbox"/>	<input type="checkbox"/>	<input type="checkbox"/>	<input type="checkbox"/>	<input type="checkbox"/>
September	<input checked="" type="checkbox"/>	<input type="checkbox"/>	<input type="checkbox"/>	<input type="checkbox"/>	<input type="checkbox"/>
October	<input type="checkbox"/>	<input type="checkbox"/>	<input type="checkbox"/>	<input type="checkbox"/>	<input type="checkbox"/>
November	<input type="checkbox"/>	<input type="checkbox"/>	<input type="checkbox"/>	<input type="checkbox"/>	<input type="checkbox"/>
December	<input type="checkbox"/>	<input type="checkbox"/>	<input type="checkbox"/>	<input type="checkbox"/>	<input type="checkbox"/>

Would you like to tell the team anything else that may assist with the project?

Having large plans be able to land is very important to my life style

Your name

DeWayne Bahnsen

Your email address (only if you would like to be added to the project email list for notifications)

dbahnsen2002@yahoo.com

Your phone number

907-438-2009

This content is neither created nor endorsed by Google.

Google Forms

St. Mary's Airport Improvements

For travelers, residents, and elected officials. The purpose of this survey is to gather information for the airport condition and needs assessment. The survey closes on May 18, 2018.

DOT&PF operates all programs without regard to race, religion, color, gender, age, marital status, ability, or national origin. Full Title VI Nondiscrimination Policy: dot.alaska.gov/tvi_statement.shtml. To file a complaint, go to: dot.alaska.gov/cvlrts/titlevi.shtml.

In what city or village do you primarily live?

St. Mary's, Alaska

Do you live there year-round?

No



If not, please describe the places you live and what times of the year you are in each place.

Anchorage, usually during the winter

In what ways do use the St. Mary's Airport?

- Personal travel
- Business travel
- Ordering goods and items
- Shipping out goods and items
- Other: _____

How often do you use the St. Mary's airport? Please explain.

About 3 times a year. Sometimes for personal and sometimes for business.

How many adults (18 years old and older) live in your household?

3 ▼

How many children (under 18 years old) live in your household?

1 ▼

What months each year do you and other members of your household work for income, in any job or self-employment?

	You	Adult 2	Adult 3	Child 1	All others
January	<input checked="" type="checkbox"/>	<input checked="" type="checkbox"/>	<input type="checkbox"/>	<input type="checkbox"/>	<input type="checkbox"/>
February	<input checked="" type="checkbox"/>	<input checked="" type="checkbox"/>	<input type="checkbox"/>	<input type="checkbox"/>	<input type="checkbox"/>
March	<input checked="" type="checkbox"/>	<input checked="" type="checkbox"/>	<input type="checkbox"/>	<input type="checkbox"/>	<input type="checkbox"/>
April	<input checked="" type="checkbox"/>	<input checked="" type="checkbox"/>	<input checked="" type="checkbox"/>	<input type="checkbox"/>	<input type="checkbox"/>
May	<input checked="" type="checkbox"/>	<input checked="" type="checkbox"/>	<input type="checkbox"/>	<input type="checkbox"/>	<input type="checkbox"/>
June	<input checked="" type="checkbox"/>	<input checked="" type="checkbox"/>	<input type="checkbox"/>	<input type="checkbox"/>	<input type="checkbox"/>
July	<input checked="" type="checkbox"/>	<input checked="" type="checkbox"/>	<input type="checkbox"/>	<input type="checkbox"/>	<input type="checkbox"/>
August	<input checked="" type="checkbox"/>	<input checked="" type="checkbox"/>	<input type="checkbox"/>	<input type="checkbox"/>	<input type="checkbox"/>
September	<input checked="" type="checkbox"/>	<input checked="" type="checkbox"/>	<input type="checkbox"/>	<input type="checkbox"/>	<input type="checkbox"/>
October	<input checked="" type="checkbox"/>	<input checked="" type="checkbox"/>	<input type="checkbox"/>	<input type="checkbox"/>	<input type="checkbox"/>
November	<input checked="" type="checkbox"/>	<input checked="" type="checkbox"/>	<input type="checkbox"/>	<input type="checkbox"/>	<input type="checkbox"/>
December	<input checked="" type="checkbox"/>	<input checked="" type="checkbox"/>	<input type="checkbox"/>	<input type="checkbox"/>	<input type="checkbox"/>

What was your annual household income in 2016 and 2017?

	2016	2017
\$0 to \$29,999	<input type="checkbox"/>	<input type="checkbox"/>
\$30,000 to \$49,999	<input checked="" type="checkbox"/>	<input checked="" type="checkbox"/>
\$50,000 to \$74,999	<input type="checkbox"/>	<input type="checkbox"/>
\$75,000 to \$99,999	<input type="checkbox"/>	<input type="checkbox"/>
\$100,000 or more	<input type="checkbox"/>	<input type="checkbox"/>

What percentage of your income in 2017 did you receive from public or private employment, other than commercial fishing or processing? Full or part time, including employment with a tribal entity, Native Corporation, Yukon Kuskokwim Health Corporation, or the government.

100% ▼

What percentage of your income in 2017 did you receive from commercial fishing or processing?

0% ▼

What months each year do you and other members of your household participate in subsistence activities?

	You	Adult 2	Adult 3	Child 1	All others
January	<input checked="" type="checkbox"/>	<input type="checkbox"/>	<input type="checkbox"/>	<input type="checkbox"/>	<input type="checkbox"/>
February	<input type="checkbox"/>	<input type="checkbox"/>	<input type="checkbox"/>	<input type="checkbox"/>	<input type="checkbox"/>
March	<input type="checkbox"/>	<input type="checkbox"/>	<input type="checkbox"/>	<input type="checkbox"/>	<input type="checkbox"/>
April	<input type="checkbox"/>	<input type="checkbox"/>	<input type="checkbox"/>	<input type="checkbox"/>	<input type="checkbox"/>
May	<input checked="" type="checkbox"/>	<input type="checkbox"/>	<input type="checkbox"/>	<input type="checkbox"/>	<input type="checkbox"/>
June	<input checked="" type="checkbox"/>	<input type="checkbox"/>	<input type="checkbox"/>	<input type="checkbox"/>	<input type="checkbox"/>
July	<input type="checkbox"/>	<input type="checkbox"/>	<input type="checkbox"/>	<input type="checkbox"/>	<input type="checkbox"/>
August	<input checked="" type="checkbox"/>	<input type="checkbox"/>	<input type="checkbox"/>	<input type="checkbox"/>	<input type="checkbox"/>
September	<input checked="" type="checkbox"/>	<input type="checkbox"/>	<input type="checkbox"/>	<input type="checkbox"/>	<input type="checkbox"/>
October	<input type="checkbox"/>	<input type="checkbox"/>	<input type="checkbox"/>	<input type="checkbox"/>	<input type="checkbox"/>
November	<input type="checkbox"/>	<input type="checkbox"/>	<input type="checkbox"/>	<input type="checkbox"/>	<input type="checkbox"/>
December	<input checked="" type="checkbox"/>	<input type="checkbox"/>	<input type="checkbox"/>	<input type="checkbox"/>	<input type="checkbox"/>

Would you like to tell the team anything else that may assist with the project?

As I understand it, this project reduces the usable length of runway 16-34 at St. Mary's Airport which would also prohibit the larger commercial aircraft from landing there. This would greatly affect passenger and freight traffic to and from our community. Many residents such as myself rely on that service for travel and to ship major appliances, boats, motors, snow machines and other RV's. Bypass mail will be affected by this as all the stores out here rely on this cost saving measure to offer a reasonable price for goods to people out here. The larger aircraft can carry much of the larger freight and the bulk of the bypass mail out here. Commercial fishing is important for St. Mary's and provides much needed employment for the people here who don't have year round jobs. The fish buyers rely on the larger aircraft to ship in much of their equipment to conduct business here. The service is also used to fly the fish out in bulk to provide fresh salmon product to markets in Anchorage, Fairbanks and Juneau, Alaska as well as Seattle and Tacoma Washington, Portland, Oregon and other cities across these United States. Salmon from the Yukon Delta are also well known in markets in Japan, Korea and China. This is an expanding market and the community of St. Mary's greatly benefits from that economy. Reduction in the usable length of Runway 16-34 at St. Mary's would virtually destroy the community because the larger aircraft would be unable to use that runway. St. Mary's is also the hub community for Pitkas Point, Mountain Village and Pilot Station, Alaska which means that much of the freight and all the bypass mail that they get arrives first at St. Mary's with the large commercial aircraft who use Runway 16-34. All the businesses and people who work and live out here would be greatly and negatively impacted and probably destroy these communities. This is NOT a St. Mary's Airport Improvements as this survey suggests, that is misleading, something I would even consider calling a bald-faced lie. If the usable length of Runway 16-34 is reduced to 4000 feet or less, this would be a community-killer for us. I strongly urge the planners and managers of this plan to abandon it and continue maintaining the whole length of that runway.

Your name

Morris Alstrom

Your email address (only if you would like to be added to the project email list for notifications)

maalstrom5@hotmail.com

Your phone number

907-545-6145

This content is neither created nor endorsed by Google.

Google Forms

St. Mary's Airport Improvements

For travelers, residents, and elected officials. The purpose of this survey is to gather information for the airport condition and needs assessment. The survey closes on May 18, 2018.

DOT&PF operates all programs without regard to race, religion, color, gender, age, marital status, ability, or national origin. Full Title VI Nondiscrimination Policy: dot.alaska.gov/tvi_statement.shtml. To file a complaint, go to: dot.alaska.gov/cvlrts/titlevi.shtml.

In what city or village do you primarily live?

St. Mary's

Do you live there year-round?

Yes ▼

If not, please describe the places you live and what times of the year you are in each place.

In what ways do use the St. Mary's Airport?

- Personal travel
- Business travel
- Ordering goods and items
- Shipping out goods and items

Other: _____

How often do you use the St. Mary's airport? Please explain.

very often

How many adults (18 years old and older) live in your household?

3 ▼

How many children (under 18 years old) live in your household?

0 ▼

What months each year do you and other members of your household work for income, in any job or self-employment?

	You	Adult 2	Adult 3	Child 1	All others
January	<input checked="" type="checkbox"/>	<input checked="" type="checkbox"/>	<input checked="" type="checkbox"/>	<input type="checkbox"/>	<input type="checkbox"/>
February	<input checked="" type="checkbox"/>	<input checked="" type="checkbox"/>	<input checked="" type="checkbox"/>	<input type="checkbox"/>	<input type="checkbox"/>
March	<input checked="" type="checkbox"/>	<input checked="" type="checkbox"/>	<input checked="" type="checkbox"/>	<input type="checkbox"/>	<input type="checkbox"/>
April	<input checked="" type="checkbox"/>	<input checked="" type="checkbox"/>	<input checked="" type="checkbox"/>	<input type="checkbox"/>	<input type="checkbox"/>
May	<input checked="" type="checkbox"/>	<input checked="" type="checkbox"/>	<input checked="" type="checkbox"/>	<input type="checkbox"/>	<input type="checkbox"/>
June	<input checked="" type="checkbox"/>	<input checked="" type="checkbox"/>	<input checked="" type="checkbox"/>	<input type="checkbox"/>	<input type="checkbox"/>
July	<input checked="" type="checkbox"/>	<input checked="" type="checkbox"/>	<input checked="" type="checkbox"/>	<input type="checkbox"/>	<input type="checkbox"/>
August	<input checked="" type="checkbox"/>	<input checked="" type="checkbox"/>	<input checked="" type="checkbox"/>	<input type="checkbox"/>	<input type="checkbox"/>
September	<input checked="" type="checkbox"/>	<input checked="" type="checkbox"/>	<input checked="" type="checkbox"/>	<input type="checkbox"/>	<input type="checkbox"/>
October	<input checked="" type="checkbox"/>	<input checked="" type="checkbox"/>	<input checked="" type="checkbox"/>	<input type="checkbox"/>	<input type="checkbox"/>
November	<input checked="" type="checkbox"/>	<input checked="" type="checkbox"/>	<input checked="" type="checkbox"/>	<input type="checkbox"/>	<input type="checkbox"/>
December	<input checked="" type="checkbox"/>	<input checked="" type="checkbox"/>	<input checked="" type="checkbox"/>	<input type="checkbox"/>	<input type="checkbox"/>

What was your annual household income in 2016 and 2017?

	2016	2017
\$0 to \$29,999	<input type="checkbox"/>	<input type="checkbox"/>
\$30,000 to \$49,999	<input type="checkbox"/>	<input type="checkbox"/>
\$50,000 to \$74,999	<input type="checkbox"/>	<input type="checkbox"/>
\$75,000 to \$99,999	<input checked="" type="checkbox"/>	<input checked="" type="checkbox"/>
\$100,000 or more	<input type="checkbox"/>	<input type="checkbox"/>

What percentage of your income in 2017 did you receive from public or private employment, other than commercial fishing or processing? Full or part time, including employment with a tribal entity, Native Corporation, Yukon Kuskokwim Health Corporation, or the government.

0% ▼

What percentage of your income in 2017 did you receive from commercial fishing or processing?

0% ▼

What months each year do you and other members of your household participate in subsistence activities?

	You	Adult 2	Adult 3	Child 1	All others
January	<input type="checkbox"/>	<input checked="" type="checkbox"/>	<input type="checkbox"/>	<input type="checkbox"/>	<input type="checkbox"/>
February	<input type="checkbox"/>	<input checked="" type="checkbox"/>	<input type="checkbox"/>	<input type="checkbox"/>	<input type="checkbox"/>
March	<input type="checkbox"/>	<input checked="" type="checkbox"/>	<input type="checkbox"/>	<input type="checkbox"/>	<input type="checkbox"/>
April	<input type="checkbox"/>	<input checked="" type="checkbox"/>	<input type="checkbox"/>	<input type="checkbox"/>	<input type="checkbox"/>
May	<input type="checkbox"/>	<input type="checkbox"/>	<input type="checkbox"/>	<input type="checkbox"/>	<input type="checkbox"/>
June	<input checked="" type="checkbox"/>	<input checked="" type="checkbox"/>	<input checked="" type="checkbox"/>	<input type="checkbox"/>	<input type="checkbox"/>
July	<input checked="" type="checkbox"/>	<input checked="" type="checkbox"/>	<input checked="" type="checkbox"/>	<input type="checkbox"/>	<input type="checkbox"/>
August	<input checked="" type="checkbox"/>	<input checked="" type="checkbox"/>	<input checked="" type="checkbox"/>	<input type="checkbox"/>	<input type="checkbox"/>
September	<input type="checkbox"/>	<input type="checkbox"/>	<input type="checkbox"/>	<input type="checkbox"/>	<input type="checkbox"/>
October	<input type="checkbox"/>	<input type="checkbox"/>	<input type="checkbox"/>	<input type="checkbox"/>	<input type="checkbox"/>
November	<input type="checkbox"/>	<input type="checkbox"/>	<input type="checkbox"/>	<input type="checkbox"/>	<input type="checkbox"/>
December	<input type="checkbox"/>	<input checked="" type="checkbox"/>	<input type="checkbox"/>	<input type="checkbox"/>	<input type="checkbox"/>

Would you like to tell the team anything else that may assist with the project?

Your name

Your email address (only if you would like to be added to the project email list for notifications)

Your phone number

This content is neither created nor endorsed by Google.

Google Forms

St. Mary's Airport Improvements

For travelers, residents, and elected officials. The purpose of this survey is to gather information for the airport condition and needs assessment. The survey closes on May 18, 2018.

DOT&PF operates all programs without regard to race, religion, color, gender, age, marital status, ability, or national origin. Full Title VI Nondiscrimination Policy: dot.alaska.gov/tvi_statement.shtml. To file a complaint, go to: dot.alaska.gov/cvlrts/titlevi.shtml.

In what city or village do you primarily live?

St. Mary's

Do you live there year-round?

Yes ▼

If not, please describe the places you live and what times of the year you are in each place.

In what ways do use the St. Mary's Airport?

- Personal travel
 - Business travel
 - Ordering goods and items
 - Shipping out goods and items
 - Other: Medical Travel
-

How often do you use the St. Mary's airport? Please explain.

Depends maybe at least 10 times a year

How many adults (18 years old and older) live in your household?

2 ▼

How many children (under 18 years old) live in your household?

4 ▼

What months each year do you and other members of your household work for income, in any job or self-employment?

	You	Adult 2	Adult 3	Child 1	All others
January	<input checked="" type="checkbox"/>	<input checked="" type="checkbox"/>	<input type="checkbox"/>	<input type="checkbox"/>	<input type="checkbox"/>
February	<input checked="" type="checkbox"/>	<input checked="" type="checkbox"/>	<input type="checkbox"/>	<input type="checkbox"/>	<input type="checkbox"/>
March	<input checked="" type="checkbox"/>	<input checked="" type="checkbox"/>	<input type="checkbox"/>	<input type="checkbox"/>	<input type="checkbox"/>
April	<input checked="" type="checkbox"/>	<input checked="" type="checkbox"/>	<input type="checkbox"/>	<input type="checkbox"/>	<input type="checkbox"/>
May	<input checked="" type="checkbox"/>	<input checked="" type="checkbox"/>	<input type="checkbox"/>	<input type="checkbox"/>	<input type="checkbox"/>
June	<input checked="" type="checkbox"/>	<input checked="" type="checkbox"/>	<input type="checkbox"/>	<input type="checkbox"/>	<input type="checkbox"/>
July	<input checked="" type="checkbox"/>	<input checked="" type="checkbox"/>	<input type="checkbox"/>	<input type="checkbox"/>	<input type="checkbox"/>
August	<input checked="" type="checkbox"/>	<input checked="" type="checkbox"/>	<input type="checkbox"/>	<input type="checkbox"/>	<input type="checkbox"/>
September	<input checked="" type="checkbox"/>	<input checked="" type="checkbox"/>	<input type="checkbox"/>	<input type="checkbox"/>	<input type="checkbox"/>
October	<input checked="" type="checkbox"/>	<input checked="" type="checkbox"/>	<input type="checkbox"/>	<input type="checkbox"/>	<input type="checkbox"/>
November	<input checked="" type="checkbox"/>	<input checked="" type="checkbox"/>	<input type="checkbox"/>	<input type="checkbox"/>	<input type="checkbox"/>
December	<input checked="" type="checkbox"/>	<input checked="" type="checkbox"/>	<input type="checkbox"/>	<input type="checkbox"/>	<input type="checkbox"/>

What was your annual household income in 2016 and 2017?

	2016	2017
\$0 to \$29,999	<input type="checkbox"/>	<input type="checkbox"/>
\$30,000 to \$49,999	<input checked="" type="checkbox"/>	<input type="checkbox"/>
\$50,000 to \$74,999	<input type="checkbox"/>	<input checked="" type="checkbox"/>
\$75,000 to \$99,999	<input type="checkbox"/>	<input type="checkbox"/>
\$100,000 or more	<input type="checkbox"/>	<input type="checkbox"/>

What percentage of your income in 2017 did you receive from public or private employment, other than commercial fishing or processing? Full or part time, including employment with a tribal entity, Native Corporation, Yukon Kuskokwim Health Corporation, or the government.

100% ▼

What percentage of your income in 2017 did you receive from commercial fishing or processing?

0% ▼

What months each year do you and other members of your household participate in subsistence activities?

	You	Adult 2	Adult 3	Child 1	All others
January	<input checked="" type="checkbox"/>	<input checked="" type="checkbox"/>	<input type="checkbox"/>	<input type="checkbox"/>	<input checked="" type="checkbox"/>
February	<input checked="" type="checkbox"/>	<input checked="" type="checkbox"/>	<input type="checkbox"/>	<input type="checkbox"/>	<input checked="" type="checkbox"/>
March	<input checked="" type="checkbox"/>	<input checked="" type="checkbox"/>	<input type="checkbox"/>	<input type="checkbox"/>	<input checked="" type="checkbox"/>
April	<input checked="" type="checkbox"/>	<input checked="" type="checkbox"/>	<input type="checkbox"/>	<input type="checkbox"/>	<input checked="" type="checkbox"/>
May	<input checked="" type="checkbox"/>	<input checked="" type="checkbox"/>	<input type="checkbox"/>	<input type="checkbox"/>	<input checked="" type="checkbox"/>
June	<input checked="" type="checkbox"/>	<input checked="" type="checkbox"/>	<input type="checkbox"/>	<input type="checkbox"/>	<input checked="" type="checkbox"/>
July	<input checked="" type="checkbox"/>	<input checked="" type="checkbox"/>	<input type="checkbox"/>	<input type="checkbox"/>	<input checked="" type="checkbox"/>
August	<input checked="" type="checkbox"/>	<input checked="" type="checkbox"/>	<input type="checkbox"/>	<input type="checkbox"/>	<input checked="" type="checkbox"/>
September	<input checked="" type="checkbox"/>	<input checked="" type="checkbox"/>	<input type="checkbox"/>	<input type="checkbox"/>	<input checked="" type="checkbox"/>
October	<input checked="" type="checkbox"/>	<input checked="" type="checkbox"/>	<input type="checkbox"/>	<input type="checkbox"/>	<input checked="" type="checkbox"/>
November	<input checked="" type="checkbox"/>	<input checked="" type="checkbox"/>	<input type="checkbox"/>	<input type="checkbox"/>	<input checked="" type="checkbox"/>
December	<input checked="" type="checkbox"/>	<input checked="" type="checkbox"/>	<input type="checkbox"/>	<input type="checkbox"/>	<input checked="" type="checkbox"/>

Would you like to tell the team anything else that may assist with the project?

Your name

Melinda

Your email address (only if you would like to be added to the project email list for notifications)

paukan2@rocketmail.com

Your phone number

9074386401

This content is neither created nor endorsed by Google.

Google Forms

St. Mary's Airport Improvements

For travelers, residents, and elected officials. The purpose of this survey is to gather information for the airport condition and needs assessment. The survey closes on May 18, 2018.

DOT&PF operates all programs without regard to race, religion, color, gender, age, marital status, ability, or national origin. Full Title VI Nondiscrimination Policy: dot.alaska.gov/tvi_statement.shtml. To file a complaint, go to: dot.alaska.gov/cvlrts/titlevi.shtml.

In what city or village do you primarily live?

St. Mary's

Do you live there year-round?

Yes ▼

If not, please describe the places you live and what times of the year you are in each place.

In what ways do use the St. Mary's Airport?

- Personal travel
- Business travel
- Ordering goods and items
- Shipping out goods and items

Other:

How often do you use the St. Mary's airport? Please explain.

Daily, all mail and groceries go through this airport

How many adults (18 years old and older) live in your household?

4 ▼

How many children (under 18 years old) live in your household?

2 ▼

What months each year do you and other members of your household work for income, in any job or self-employment?

	You	Adult 2	Adult 3	Child 1	All others
January	<input checked="" type="checkbox"/>	<input checked="" type="checkbox"/>	<input checked="" type="checkbox"/>	<input type="checkbox"/>	<input type="checkbox"/>
February	<input checked="" type="checkbox"/>	<input checked="" type="checkbox"/>	<input checked="" type="checkbox"/>	<input type="checkbox"/>	<input type="checkbox"/>
March	<input checked="" type="checkbox"/>	<input checked="" type="checkbox"/>	<input checked="" type="checkbox"/>	<input type="checkbox"/>	<input type="checkbox"/>
April	<input checked="" type="checkbox"/>	<input checked="" type="checkbox"/>	<input checked="" type="checkbox"/>	<input type="checkbox"/>	<input type="checkbox"/>
May	<input checked="" type="checkbox"/>	<input checked="" type="checkbox"/>	<input checked="" type="checkbox"/>	<input type="checkbox"/>	<input type="checkbox"/>
June	<input checked="" type="checkbox"/>	<input checked="" type="checkbox"/>	<input checked="" type="checkbox"/>	<input type="checkbox"/>	<input type="checkbox"/>
July	<input checked="" type="checkbox"/>	<input checked="" type="checkbox"/>	<input checked="" type="checkbox"/>	<input type="checkbox"/>	<input type="checkbox"/>
August	<input checked="" type="checkbox"/>	<input checked="" type="checkbox"/>	<input checked="" type="checkbox"/>	<input type="checkbox"/>	<input type="checkbox"/>
September	<input checked="" type="checkbox"/>	<input checked="" type="checkbox"/>	<input checked="" type="checkbox"/>	<input type="checkbox"/>	<input type="checkbox"/>
October	<input checked="" type="checkbox"/>	<input checked="" type="checkbox"/>	<input checked="" type="checkbox"/>	<input type="checkbox"/>	<input type="checkbox"/>
November	<input checked="" type="checkbox"/>	<input checked="" type="checkbox"/>	<input checked="" type="checkbox"/>	<input type="checkbox"/>	<input type="checkbox"/>
December	<input checked="" type="checkbox"/>	<input checked="" type="checkbox"/>	<input checked="" type="checkbox"/>	<input type="checkbox"/>	<input type="checkbox"/>

What was your annual household income in 2016 and 2017?

	2016	2017
\$0 to \$29,999	<input type="checkbox"/>	<input type="checkbox"/>
\$30,000 to \$49,999	<input type="checkbox"/>	<input type="checkbox"/>
\$50,000 to \$74,999	<input checked="" type="checkbox"/>	<input checked="" type="checkbox"/>
\$75,000 to \$99,999	<input type="checkbox"/>	<input type="checkbox"/>
\$100,000 or more	<input type="checkbox"/>	<input type="checkbox"/>

What percentage of your income in 2017 did you receive from public or private employment, other than commercial fishing or processing? Full or part time, including employment with a tribal entity, Native Corporation, Yukon Kuskokwim Health Corporation, or the government.

90% ▼

What percentage of your income in 2017 did you receive from commercial fishing or processing?

10% ▼

What months each year do you and other members of your household participate in subsistence activities?

	You	Adult 2	Adult 3	Child 1	All others
January	<input checked="" type="checkbox"/>	<input checked="" type="checkbox"/>	<input checked="" type="checkbox"/>	<input type="checkbox"/>	<input type="checkbox"/>
February	<input checked="" type="checkbox"/>	<input checked="" type="checkbox"/>	<input checked="" type="checkbox"/>	<input type="checkbox"/>	<input type="checkbox"/>
March	<input checked="" type="checkbox"/>	<input checked="" type="checkbox"/>	<input checked="" type="checkbox"/>	<input type="checkbox"/>	<input type="checkbox"/>
April	<input checked="" type="checkbox"/>	<input checked="" type="checkbox"/>	<input checked="" type="checkbox"/>	<input type="checkbox"/>	<input type="checkbox"/>
May	<input checked="" type="checkbox"/>	<input checked="" type="checkbox"/>	<input checked="" type="checkbox"/>	<input type="checkbox"/>	<input type="checkbox"/>
June	<input checked="" type="checkbox"/>	<input checked="" type="checkbox"/>	<input checked="" type="checkbox"/>	<input type="checkbox"/>	<input type="checkbox"/>
July	<input checked="" type="checkbox"/>	<input checked="" type="checkbox"/>	<input checked="" type="checkbox"/>	<input type="checkbox"/>	<input type="checkbox"/>
August	<input checked="" type="checkbox"/>	<input checked="" type="checkbox"/>	<input checked="" type="checkbox"/>	<input type="checkbox"/>	<input type="checkbox"/>
September	<input checked="" type="checkbox"/>	<input checked="" type="checkbox"/>	<input checked="" type="checkbox"/>	<input type="checkbox"/>	<input type="checkbox"/>
October	<input checked="" type="checkbox"/>	<input checked="" type="checkbox"/>	<input checked="" type="checkbox"/>	<input type="checkbox"/>	<input type="checkbox"/>
November	<input checked="" type="checkbox"/>	<input checked="" type="checkbox"/>	<input checked="" type="checkbox"/>	<input type="checkbox"/>	<input type="checkbox"/>
December	<input checked="" type="checkbox"/>	<input checked="" type="checkbox"/>	<input checked="" type="checkbox"/>	<input type="checkbox"/>	<input type="checkbox"/>

Would you like to tell the team anything else that may assist with the project?

DO NOT SHORTEN THE RUNWAY. A shorter runway will negatively affect all aspects of living here in St. Mary's for all local residents, including surrounding communities. From higher grocery prices, to higher freight costs, to higher airfare costs, to effectively eliminating the commercial fishing industry by not allowing larger cargo aircraft to land and takeoff.

Your name

Sven Paukan

Your email address (only if you would like to be added to the project email list for notifications)

spaukan@yahoo.com

Your phone number

9074382843

This content is neither created nor endorsed by Google.

Google Forms

St. Mary's Airport Improvements

For travelers, residents, and elected officials. The purpose of this survey is to gather information for the airport condition and needs assessment. The survey closes on May 18, 2018.

DOT&PF operates all programs without regard to race, religion, color, gender, age, marital status, ability, or national origin. Full Title VI Nondiscrimination Policy: dot.alaska.gov/tvi_statement.shtml. To file a complaint, go to: dot.alaska.gov/cvlrts/titlevi.shtml.

In what city or village do you primarily live?

Saint Mary's

Do you live there year-round?

Yes ▼

If not, please describe the places you live and what times of the year you are in each place.

In what ways do use the St. Mary's Airport?

- Personal travel
 - Business travel
 - Ordering goods and items
 - Shipping out goods and items
 - Other: Heavy freight to Saint Mary's
-

How often do you use the St. Mary's airport? Please explain.

Personal/Business Travel - 10 times/yr. Shipping frozen goods to/from Anchorage or near by communities = 6 or 10 times/yr.

How many adults (18 years old and older) live in your household?

5 or more ▼

How many children (under 18 years old) live in your household?

3 ▼

What months each year do you and other members of your household work for income, in any job or self-employment?

	You	Adult 2	Adult 3	Child 1	All others
January	<input checked="" type="checkbox"/>	<input checked="" type="checkbox"/>	<input checked="" type="checkbox"/>	<input type="checkbox"/>	<input type="checkbox"/>
February	<input checked="" type="checkbox"/>	<input checked="" type="checkbox"/>	<input checked="" type="checkbox"/>	<input type="checkbox"/>	<input type="checkbox"/>
March	<input checked="" type="checkbox"/>	<input checked="" type="checkbox"/>	<input checked="" type="checkbox"/>	<input type="checkbox"/>	<input type="checkbox"/>
April	<input checked="" type="checkbox"/>	<input checked="" type="checkbox"/>	<input checked="" type="checkbox"/>	<input type="checkbox"/>	<input type="checkbox"/>
May	<input checked="" type="checkbox"/>	<input checked="" type="checkbox"/>	<input checked="" type="checkbox"/>	<input type="checkbox"/>	<input type="checkbox"/>
June	<input checked="" type="checkbox"/>	<input type="checkbox"/>	<input checked="" type="checkbox"/>	<input type="checkbox"/>	<input type="checkbox"/>
July	<input checked="" type="checkbox"/>	<input type="checkbox"/>	<input checked="" type="checkbox"/>	<input type="checkbox"/>	<input type="checkbox"/>
August	<input checked="" type="checkbox"/>	<input checked="" type="checkbox"/>	<input checked="" type="checkbox"/>	<input type="checkbox"/>	<input type="checkbox"/>
September	<input checked="" type="checkbox"/>	<input checked="" type="checkbox"/>	<input checked="" type="checkbox"/>	<input type="checkbox"/>	<input type="checkbox"/>
October	<input checked="" type="checkbox"/>	<input checked="" type="checkbox"/>	<input checked="" type="checkbox"/>	<input type="checkbox"/>	<input type="checkbox"/>
November	<input checked="" type="checkbox"/>	<input checked="" type="checkbox"/>	<input checked="" type="checkbox"/>	<input type="checkbox"/>	<input type="checkbox"/>
December	<input checked="" type="checkbox"/>	<input checked="" type="checkbox"/>	<input checked="" type="checkbox"/>	<input type="checkbox"/>	<input type="checkbox"/>

What was your annual household income in 2016 and 2017?

	2016	2017
\$0 to \$29,999	<input type="checkbox"/>	<input type="checkbox"/>
\$30,000 to \$49,999	<input type="checkbox"/>	<input type="checkbox"/>
\$50,000 to \$74,999	<input type="checkbox"/>	<input type="checkbox"/>
\$75,000 to \$99,999	<input type="checkbox"/>	<input type="checkbox"/>
\$100,000 or more	<input checked="" type="checkbox"/>	<input checked="" type="checkbox"/>

What percentage of your income in 2017 did you receive from public or private employment, other than commercial fishing or processing? Full or part time, including employment with a tribal entity, Native Corporation, Yukon Kuskokwim Health Corporation, or the government.

80% ▼

What percentage of your income in 2017 did you receive from commercial fishing or processing?

20% ▼

What months each year do you and other members of your household participate in subsistence activities?

	You	Adult 2	Adult 3	Child 1	All others
January	<input checked="" type="checkbox"/>	<input checked="" type="checkbox"/>	<input checked="" type="checkbox"/>	<input type="checkbox"/>	<input type="checkbox"/>
February	<input checked="" type="checkbox"/>	<input checked="" type="checkbox"/>	<input checked="" type="checkbox"/>	<input type="checkbox"/>	<input type="checkbox"/>
March	<input checked="" type="checkbox"/>	<input checked="" type="checkbox"/>	<input checked="" type="checkbox"/>	<input type="checkbox"/>	<input checked="" type="checkbox"/>
April	<input checked="" type="checkbox"/>	<input checked="" type="checkbox"/>	<input checked="" type="checkbox"/>	<input type="checkbox"/>	<input checked="" type="checkbox"/>
May	<input checked="" type="checkbox"/>	<input checked="" type="checkbox"/>	<input checked="" type="checkbox"/>	<input type="checkbox"/>	<input checked="" type="checkbox"/>
June	<input checked="" type="checkbox"/>	<input checked="" type="checkbox"/>	<input checked="" type="checkbox"/>	<input type="checkbox"/>	<input checked="" type="checkbox"/>
July	<input checked="" type="checkbox"/>	<input checked="" type="checkbox"/>	<input checked="" type="checkbox"/>	<input type="checkbox"/>	<input checked="" type="checkbox"/>
August	<input type="checkbox"/>	<input type="checkbox"/>	<input type="checkbox"/>	<input type="checkbox"/>	<input type="checkbox"/>
September	<input checked="" type="checkbox"/>	<input checked="" type="checkbox"/>	<input checked="" type="checkbox"/>	<input type="checkbox"/>	<input checked="" type="checkbox"/>
October	<input checked="" type="checkbox"/>	<input checked="" type="checkbox"/>	<input checked="" type="checkbox"/>	<input type="checkbox"/>	<input type="checkbox"/>
November	<input checked="" type="checkbox"/>	<input checked="" type="checkbox"/>	<input checked="" type="checkbox"/>	<input type="checkbox"/>	<input type="checkbox"/>
December	<input checked="" type="checkbox"/>	<input checked="" type="checkbox"/>	<input checked="" type="checkbox"/>	<input type="checkbox"/>	<input type="checkbox"/>

Would you like to tell the team anything else that may assist with the project?

We rely heavily on aircraft that can bring in bypass mail and ship out commercially caught fish. Also, snowmachines and outboards are brought in for St. Mary's and nearby communities. If bypass mail, freight, and passenger service have to be routed through places like Bethel, it would double the cost of all these services.

Your name

Your email address (only if you would like to be added to the project email list for notifications)

Your phone number

This content is neither created nor endorsed by Google.

Google Forms

St. Mary's Airport Improvements

For travelers, residents, and elected officials. The purpose of this survey is to gather information for the airport condition and needs assessment. The survey closes on May 18, 2018.

DOT&PF operates all programs without regard to race, religion, color, gender, age, marital status, ability, or national origin. Full Title VI Nondiscrimination Policy: dot.alaska.gov/tvi_statement.shtml. To file a complaint, go to: dot.alaska.gov/cvlrts/titlevi.shtml.

In what city or village do you primarily live?

St. Mary's

Do you live there year-round?

Yes ▼

If not, please describe the places you live and what times of the year you are in each place.

In what ways do use the St. Mary's Airport?

- Personal travel
- Business travel
- Ordering goods and items
- Shipping out goods and items

Other:

How often do you use the St. Mary's airport? Please explain.

It is used every day to bring in goods to be distributed to local and non-local business and mail. This is also a major hub during the summer season which gives most family a chance to make an income for the winter during the fishing season.

How many adults (18 years old and older) live in your household?

2 ▼

How many children (under 18 years old) live in your household?

3 ▼

What months each year do you and other members of your household work for income, in any job or self-employment?

	You	Adult 2	Adult 3	Child 1	All others
January	<input checked="" type="checkbox"/>	<input checked="" type="checkbox"/>	<input type="checkbox"/>	<input type="checkbox"/>	<input type="checkbox"/>
February	<input checked="" type="checkbox"/>	<input checked="" type="checkbox"/>	<input type="checkbox"/>	<input type="checkbox"/>	<input type="checkbox"/>
March	<input checked="" type="checkbox"/>	<input checked="" type="checkbox"/>	<input type="checkbox"/>	<input type="checkbox"/>	<input type="checkbox"/>
April	<input checked="" type="checkbox"/>	<input checked="" type="checkbox"/>	<input type="checkbox"/>	<input type="checkbox"/>	<input type="checkbox"/>
May	<input checked="" type="checkbox"/>	<input checked="" type="checkbox"/>	<input type="checkbox"/>	<input type="checkbox"/>	<input type="checkbox"/>
June	<input checked="" type="checkbox"/>	<input checked="" type="checkbox"/>	<input type="checkbox"/>	<input type="checkbox"/>	<input type="checkbox"/>
July	<input checked="" type="checkbox"/>	<input checked="" type="checkbox"/>	<input type="checkbox"/>	<input type="checkbox"/>	<input type="checkbox"/>
August	<input checked="" type="checkbox"/>	<input checked="" type="checkbox"/>	<input type="checkbox"/>	<input type="checkbox"/>	<input type="checkbox"/>
September	<input checked="" type="checkbox"/>	<input checked="" type="checkbox"/>	<input type="checkbox"/>	<input type="checkbox"/>	<input type="checkbox"/>
October	<input checked="" type="checkbox"/>	<input checked="" type="checkbox"/>	<input type="checkbox"/>	<input type="checkbox"/>	<input type="checkbox"/>
November	<input checked="" type="checkbox"/>	<input checked="" type="checkbox"/>	<input type="checkbox"/>	<input type="checkbox"/>	<input type="checkbox"/>
December	<input checked="" type="checkbox"/>	<input checked="" type="checkbox"/>	<input type="checkbox"/>	<input type="checkbox"/>	<input type="checkbox"/>

What was your annual household income in 2016 and 2017?

	2016	2017
\$0 to \$29,999	<input type="checkbox"/>	<input type="checkbox"/>
\$30,000 to \$49,999	<input type="checkbox"/>	<input type="checkbox"/>
\$50,000 to \$74,999	<input checked="" type="checkbox"/>	<input checked="" type="checkbox"/>
\$75,000 to \$99,999	<input type="checkbox"/>	<input type="checkbox"/>
\$100,000 or more	<input type="checkbox"/>	<input type="checkbox"/>

What percentage of your income in 2017 did you receive from public or private employment, other than commercial fishing or processing? Full or part time, including employment with a tribal entity, Native Corporation, Yukon Kuskokwim Health Corporation, or the government.

70% ▼

What percentage of your income in 2017 did you receive from commercial fishing or processing?

30% ▼

What months each year do you and other members of your household participate in subsistence activities?

	You	Adult 2	Adult 3	Child 1	All others
January	<input checked="" type="checkbox"/>	<input type="checkbox"/>	<input type="checkbox"/>	<input type="checkbox"/>	<input type="checkbox"/>
February	<input checked="" type="checkbox"/>	<input type="checkbox"/>	<input type="checkbox"/>	<input type="checkbox"/>	<input type="checkbox"/>
March	<input checked="" type="checkbox"/>	<input type="checkbox"/>	<input type="checkbox"/>	<input type="checkbox"/>	<input type="checkbox"/>
April	<input checked="" type="checkbox"/>	<input type="checkbox"/>	<input type="checkbox"/>	<input type="checkbox"/>	<input type="checkbox"/>
May	<input checked="" type="checkbox"/>	<input type="checkbox"/>	<input type="checkbox"/>	<input type="checkbox"/>	<input type="checkbox"/>
June	<input checked="" type="checkbox"/>	<input type="checkbox"/>	<input type="checkbox"/>	<input type="checkbox"/>	<input type="checkbox"/>
July	<input checked="" type="checkbox"/>	<input type="checkbox"/>	<input type="checkbox"/>	<input type="checkbox"/>	<input type="checkbox"/>
August	<input checked="" type="checkbox"/>	<input type="checkbox"/>	<input type="checkbox"/>	<input type="checkbox"/>	<input type="checkbox"/>
September	<input checked="" type="checkbox"/>	<input checked="" type="checkbox"/>	<input type="checkbox"/>	<input type="checkbox"/>	<input type="checkbox"/>
October	<input type="checkbox"/>	<input type="checkbox"/>	<input type="checkbox"/>	<input type="checkbox"/>	<input type="checkbox"/>
November	<input type="checkbox"/>	<input type="checkbox"/>	<input type="checkbox"/>	<input type="checkbox"/>	<input type="checkbox"/>
December	<input checked="" type="checkbox"/>	<input type="checkbox"/>	<input type="checkbox"/>	<input type="checkbox"/>	<input type="checkbox"/>

Would you like to tell the team anything else that may assist with the project?

If any major changes are made to the runway causing the freighters not to land here at the one major hub for our area, prices of living expenses will increase to a point that we will not be able to support our families on the pay scale we are currently using. This will either cause many to move to urban areas or to put more people on government assistance.

Your name

Your email address (only if you would like to be added to the project email list for notifications)

Your phone number

This content is neither created nor endorsed by Google.

Google Forms

St. Mary's Airport Improvements

For travelers, residents, and elected officials. The purpose of this survey is to gather information for the airport condition and needs assessment. The survey closes on May 18, 2018.

DOT&PF operates all programs without regard to race, religion, color, gender, age, marital status, ability, or national origin. Full Title VI Nondiscrimination Policy: dot.alaska.gov/tvi_statement.shtml. To file a complaint, go to: dot.alaska.gov/cvlrts/titlevi.shtml.

In what city or village do you primarily live?

Saint Mary's

Do you live there year-round?

Yes ▼

If not, please describe the places you live and what times of the year you are in each place.

In what ways do use the St. Mary's Airport?

- Personal travel
- Business travel
- Ordering goods and items
- Shipping out goods and items

Other:

How often do you use the St. Mary's airport? Please explain.

My extended family and I use the airport regularly for personal reasons and I use the airport for shipping and receiving freight. I have family that lives outside of Saint Mary's and they fly out here every year for subsistence and commercial fishing. I use the cargo airlines like Everts and Northern Air Cargo for freighting out snowmachine maintenance and shipping out meats and fish to family members.

How many adults (18 years old and older) live in your household?

2 ▼

How many children (under 18 years old) live in your household?

3 ▼

What months each year do you and other members of your household work for income, in any job or self-employment?

	You	Adult 2	Adult 3	Child 1	All others
January	<input checked="" type="checkbox"/>	<input type="checkbox"/>	<input type="checkbox"/>	<input type="checkbox"/>	<input type="checkbox"/>
February	<input checked="" type="checkbox"/>	<input type="checkbox"/>	<input type="checkbox"/>	<input type="checkbox"/>	<input type="checkbox"/>
March	<input checked="" type="checkbox"/>	<input type="checkbox"/>	<input type="checkbox"/>	<input type="checkbox"/>	<input type="checkbox"/>
April	<input checked="" type="checkbox"/>	<input type="checkbox"/>	<input type="checkbox"/>	<input type="checkbox"/>	<input type="checkbox"/>
May	<input checked="" type="checkbox"/>	<input type="checkbox"/>	<input type="checkbox"/>	<input type="checkbox"/>	<input type="checkbox"/>
June	<input checked="" type="checkbox"/>	<input type="checkbox"/>	<input type="checkbox"/>	<input type="checkbox"/>	<input type="checkbox"/>
July	<input checked="" type="checkbox"/>	<input type="checkbox"/>	<input type="checkbox"/>	<input type="checkbox"/>	<input type="checkbox"/>
August	<input checked="" type="checkbox"/>	<input type="checkbox"/>	<input type="checkbox"/>	<input type="checkbox"/>	<input type="checkbox"/>
September	<input checked="" type="checkbox"/>	<input type="checkbox"/>	<input type="checkbox"/>	<input type="checkbox"/>	<input type="checkbox"/>
October	<input checked="" type="checkbox"/>	<input type="checkbox"/>	<input type="checkbox"/>	<input type="checkbox"/>	<input type="checkbox"/>
November	<input checked="" type="checkbox"/>	<input type="checkbox"/>	<input type="checkbox"/>	<input type="checkbox"/>	<input type="checkbox"/>
December	<input checked="" type="checkbox"/>	<input type="checkbox"/>	<input type="checkbox"/>	<input type="checkbox"/>	<input type="checkbox"/>

What was your annual household income in 2016 and 2017?

	2016	2017
\$0 to \$29,999	<input type="checkbox"/>	<input type="checkbox"/>
\$30,000 to \$49,999	<input checked="" type="checkbox"/>	<input type="checkbox"/>
\$50,000 to \$74,999	<input type="checkbox"/>	<input type="checkbox"/>
\$75,000 to \$99,999	<input type="checkbox"/>	<input type="checkbox"/>
\$100,000 or more	<input type="checkbox"/>	<input type="checkbox"/>

What percentage of your income in 2017 did you receive from public or private employment, other than commercial fishing or processing? Full or part time, including employment with a tribal entity, Native Corporation, Yukon Kuskokwim Health Corporation, or the government.

70% ▼

What percentage of your income in 2017 did you receive from commercial fishing or processing?

30% ▼

What months each year do you and other members of your household participate in subsistence activities?

	You	Adult 2	Adult 3	Child 1	All others
January	<input checked="" type="checkbox"/>	<input type="checkbox"/>	<input type="checkbox"/>	<input type="checkbox"/>	<input type="checkbox"/>
February	<input checked="" type="checkbox"/>	<input type="checkbox"/>	<input type="checkbox"/>	<input type="checkbox"/>	<input type="checkbox"/>
March	<input checked="" type="checkbox"/>	<input type="checkbox"/>	<input type="checkbox"/>	<input type="checkbox"/>	<input type="checkbox"/>
April	<input checked="" type="checkbox"/>	<input type="checkbox"/>	<input type="checkbox"/>	<input type="checkbox"/>	<input type="checkbox"/>
May	<input checked="" type="checkbox"/>	<input type="checkbox"/>	<input type="checkbox"/>	<input type="checkbox"/>	<input type="checkbox"/>
June	<input checked="" type="checkbox"/>	<input type="checkbox"/>	<input type="checkbox"/>	<input type="checkbox"/>	<input type="checkbox"/>
July	<input checked="" type="checkbox"/>	<input type="checkbox"/>	<input type="checkbox"/>	<input type="checkbox"/>	<input type="checkbox"/>
August	<input checked="" type="checkbox"/>	<input type="checkbox"/>	<input type="checkbox"/>	<input type="checkbox"/>	<input type="checkbox"/>
September	<input checked="" type="checkbox"/>	<input type="checkbox"/>	<input type="checkbox"/>	<input type="checkbox"/>	<input type="checkbox"/>
October	<input checked="" type="checkbox"/>	<input type="checkbox"/>	<input type="checkbox"/>	<input type="checkbox"/>	<input type="checkbox"/>
November	<input checked="" type="checkbox"/>	<input type="checkbox"/>	<input type="checkbox"/>	<input type="checkbox"/>	<input type="checkbox"/>
December	<input checked="" type="checkbox"/>	<input type="checkbox"/>	<input type="checkbox"/>	<input type="checkbox"/>	<input type="checkbox"/>

Would you like to tell the team anything else that may assist with the project?

The St. Mary's Airport is the major HUB for many surrounding villages: Pilot Station, Marshall, Pitkas Point, Mountain Village, Kotlik, Alanunuk, Sheldon's Point. With the prices of tickets and freight going up annually, it just jumped from \$660-\$715.00 round trip to Anchorage for example, it will cost everybody out here almost double the price to fly through Bethel. The grocery store prices will sky-rocket (the prices are already ridiculously high) if Northern Air Cargo(NAC) and Everts Air Cargo are not allowed to fly out here because of a shortened runway by 2,000ft.

With the Y2 commercial fishing picking up with record numbers of King Salmon, Chum Salmon and the Coho Salmon, St. Mary's has a fish buyer(FishPeople) at the St. Mary's dock and they depend on NAC and Everts Air Cargo flying out here on almost a daily basis during the commercial fishing season, to fly out the freshest Salmon of top quality. If the cargo airlines are not allowed to fly out here and max out on payloads of salmon, the entire Y2 commercial fishing district will shutdown and the fish buyers, FishPeople, will be forced to shutdown operations and leaving no other fish buyer for the Y2 district, the fishermen who depend on commercial fishing as a means of their annual income, will be devastated, the communities, the families and the children.

The weather is changing all over Alaska. The flights from Anchorage, Bethel, Emmonak and St. Mary's and the whole Yukon/Kuskokwim region are feeling the effects of climate change and we all appreciate the convenience of having St. Mary's as a Major HUB for the surrounding communities, because of all the By-pass mail and freight for the school districts and stores and major freight that are sent out all year round for personal and businesses use. St.Mary's Airport takes their share of the work load to make everybody's job easier and the people they serve to keep their mail and groceries and everyday needs met. When one airport is down as a HUB, the surrounding villages that HUB serves, are not getting what every HUB provides. If the HUB here in St. Mary's is moved to Bethel, or Emmonak, there's no predicting what the weather will do to the villages in the long winter months, but from how it was this winter, there were a lot of cancellations between Anchorage, the Bethel Region and St. Mary's Region. Bethel will have to take care of the Kuskokwim communities, the Kuskokwim coastal communities it currently serves and the Lower Yukon villages and Yukon Coastal communities that St. Mary's would have been taking care of. Even if the weather is good at St. Mary's, everybody, that is, Saint Mary's City School District, the LYSD schools, the post offices, the stores, the everyday flights to Anchorage and the people, are not going to get what was regularly coming, if St. Mary's was not a HUB, as it is a HUB right now. Everts and NAC fly all the freight necessary for keeping the communities full.

I am opposing the DOT's decision to consider shortening the St. Mary's Airport runway by

2,000ft and thinning it 50ft, making it no longer able to fly in Northern Air Cargo and Everts Air Cargo, because of the mentioned details above. It will bring tremendous, unfathomable, unpredictable (in a negative perspective), economic impact on all the communities surrounding St. Mary's, the surrounding villages around the coast, if Everts Air Cargo can no longer fly out to Emmonak, then Saint Mary's will be the HUB for the surrounding villages of the Lower Yukon and Coastal Villages, it serves as a HUB today. The Lower Yukon communities, all the schools, the post offices, the stores, the families, the children and the commercial fishing industry in the Y2 District will be greatly impacted.

Your name

Wilfred Stevens

Your email address (only if you would like to be added to the project email list for notifications)

duble_u_gee@yahoo.com

Your phone number

9074386109

This content is neither created nor endorsed by Google.

Google Forms

St. Mary's Airport Improvements

For travelers, residents, and elected officials. The purpose of this survey is to gather information for the airport condition and needs assessment. The survey closes on May 18, 2018.

DOT&PF operates all programs without regard to race, religion, color, gender, age, marital status, ability, or national origin. Full Title VI Nondiscrimination Policy: dot.alaska.gov/tvi_statement.shtml. To file a complaint, go to: dot.alaska.gov/cvlrts/titlevi.shtml.

In what city or village do you primarily live?

St. Marys

Do you live there year-round?

Yes ▼

If not, please describe the places you live and what times of the year you are in each place.

In what ways do use the St. Mary's Airport?

- Personal travel
- Business travel
- Ordering goods and items
- Shipping out goods and items

Other:

How often do you use the St. Mary's airport? Please explain.

Very often

How many adults (18 years old and older) live in your household?

2 ▼

How many children (under 18 years old) live in your household?

0 ▼

What months each year do you and other members of your household work for income, in any job or self-employment?

	You	Adult 2	Adult 3	Child 1	All others
January	<input checked="" type="checkbox"/>	<input type="checkbox"/>	<input type="checkbox"/>	<input type="checkbox"/>	<input type="checkbox"/>
February	<input checked="" type="checkbox"/>	<input type="checkbox"/>	<input type="checkbox"/>	<input type="checkbox"/>	<input type="checkbox"/>
March	<input checked="" type="checkbox"/>	<input type="checkbox"/>	<input type="checkbox"/>	<input type="checkbox"/>	<input type="checkbox"/>
April	<input checked="" type="checkbox"/>	<input type="checkbox"/>	<input type="checkbox"/>	<input type="checkbox"/>	<input type="checkbox"/>
May	<input checked="" type="checkbox"/>	<input type="checkbox"/>	<input type="checkbox"/>	<input type="checkbox"/>	<input type="checkbox"/>
June	<input checked="" type="checkbox"/>	<input type="checkbox"/>	<input type="checkbox"/>	<input type="checkbox"/>	<input type="checkbox"/>
July	<input checked="" type="checkbox"/>	<input type="checkbox"/>	<input type="checkbox"/>	<input type="checkbox"/>	<input type="checkbox"/>
August	<input checked="" type="checkbox"/>	<input type="checkbox"/>	<input type="checkbox"/>	<input type="checkbox"/>	<input type="checkbox"/>
September	<input checked="" type="checkbox"/>	<input type="checkbox"/>	<input type="checkbox"/>	<input type="checkbox"/>	<input type="checkbox"/>
October	<input checked="" type="checkbox"/>	<input type="checkbox"/>	<input type="checkbox"/>	<input type="checkbox"/>	<input type="checkbox"/>
November	<input checked="" type="checkbox"/>	<input type="checkbox"/>	<input type="checkbox"/>	<input type="checkbox"/>	<input type="checkbox"/>
December	<input checked="" type="checkbox"/>	<input type="checkbox"/>	<input type="checkbox"/>	<input type="checkbox"/>	<input type="checkbox"/>

What was your annual household income in 2016 and 2017?

	2016	2017
\$0 to \$29,999	<input type="checkbox"/>	<input type="checkbox"/>
\$30,000 to \$49,999	<input type="checkbox"/>	<input type="checkbox"/>
\$50,000 to \$74,999	<input checked="" type="checkbox"/>	<input checked="" type="checkbox"/>
\$75,000 to \$99,999	<input type="checkbox"/>	<input type="checkbox"/>
\$100,000 or more	<input type="checkbox"/>	<input type="checkbox"/>

What percentage of your income in 2017 did you receive from public or private employment, other than commercial fishing or processing? Full or part time, including employment with a tribal entity, Native Corporation, Yukon Kuskokwim Health Corporation, or the government.

100% ▼

What percentage of your income in 2017 did you receive from commercial fishing or processing?

0% ▼

What months each year do you and other members of your household participate in subsistence activities?

	You	Adult 2	Adult 3	Child 1	All others
January	<input type="checkbox"/>	<input type="checkbox"/>	<input type="checkbox"/>	<input type="checkbox"/>	<input type="checkbox"/>
February	<input type="checkbox"/>	<input type="checkbox"/>	<input type="checkbox"/>	<input type="checkbox"/>	<input type="checkbox"/>
March	<input type="checkbox"/>	<input type="checkbox"/>	<input type="checkbox"/>	<input type="checkbox"/>	<input type="checkbox"/>
April	<input type="checkbox"/>	<input type="checkbox"/>	<input type="checkbox"/>	<input type="checkbox"/>	<input type="checkbox"/>
May	<input checked="" type="checkbox"/>	<input checked="" type="checkbox"/>	<input type="checkbox"/>	<input type="checkbox"/>	<input type="checkbox"/>
June	<input checked="" type="checkbox"/>	<input checked="" type="checkbox"/>	<input type="checkbox"/>	<input type="checkbox"/>	<input type="checkbox"/>
July	<input checked="" type="checkbox"/>	<input checked="" type="checkbox"/>	<input type="checkbox"/>	<input type="checkbox"/>	<input type="checkbox"/>
August	<input checked="" type="checkbox"/>	<input checked="" type="checkbox"/>	<input type="checkbox"/>	<input type="checkbox"/>	<input type="checkbox"/>
September	<input checked="" type="checkbox"/>	<input checked="" type="checkbox"/>	<input type="checkbox"/>	<input type="checkbox"/>	<input type="checkbox"/>
October	<input type="checkbox"/>	<input type="checkbox"/>	<input type="checkbox"/>	<input type="checkbox"/>	<input type="checkbox"/>
November	<input type="checkbox"/>	<input type="checkbox"/>	<input type="checkbox"/>	<input type="checkbox"/>	<input type="checkbox"/>
December	<input type="checkbox"/>	<input type="checkbox"/>	<input type="checkbox"/>	<input type="checkbox"/>	<input type="checkbox"/>

Would you like to tell the team anything else that may assist with the project?

Your name

William F Alstrom

Your email address (only if you would like to be added to the project email list for notifications)

nnc@gci.net

Your phone number

907 438 6047

This content is neither created nor endorsed by Google.

Google Forms

St. Mary's Airport Improvements

For travelers, residents, and elected officials. The purpose of this survey is to gather information for the airport condition and needs assessment. The survey closes on May 18, 2018.

DOT&PF operates all programs without regard to race, religion, color, gender, age, marital status, ability, or national origin. Full Title VI Nondiscrimination Policy: dot.alaska.gov/tvi_statement.shtml. To file a complaint, go to: dot.alaska.gov/cvlrts/titlevi.shtml.

In what city or village do you primarily live?

St. Mary's

Do you live there year-round?

Yes ▼

If not, please describe the places you live and what times of the year you are in each place.

In what ways do use the St. Mary's Airport?

- Personal travel
- Business travel
- Ordering goods and items
- Shipping out goods and items

Other:

How often do you use the St. Mary's airport? Please explain.

Seven days a week

How many adults (18 years old and older) live in your household?

3 ▼

How many children (under 18 years old) live in your household?

2 ▼

What months each year do you and other members of your household work for income, in any job or self-employment?

	You	Adult 2	Adult 3	Child 1	All others
January	<input checked="" type="checkbox"/>	<input checked="" type="checkbox"/>	<input type="checkbox"/>	<input type="checkbox"/>	<input type="checkbox"/>
February	<input checked="" type="checkbox"/>	<input checked="" type="checkbox"/>	<input type="checkbox"/>	<input type="checkbox"/>	<input type="checkbox"/>
March	<input checked="" type="checkbox"/>	<input checked="" type="checkbox"/>	<input type="checkbox"/>	<input type="checkbox"/>	<input type="checkbox"/>
April	<input checked="" type="checkbox"/>	<input checked="" type="checkbox"/>	<input type="checkbox"/>	<input type="checkbox"/>	<input type="checkbox"/>
May	<input checked="" type="checkbox"/>	<input checked="" type="checkbox"/>	<input type="checkbox"/>	<input type="checkbox"/>	<input type="checkbox"/>
June	<input checked="" type="checkbox"/>	<input checked="" type="checkbox"/>	<input type="checkbox"/>	<input type="checkbox"/>	<input type="checkbox"/>
July	<input checked="" type="checkbox"/>	<input checked="" type="checkbox"/>	<input type="checkbox"/>	<input type="checkbox"/>	<input type="checkbox"/>
August	<input checked="" type="checkbox"/>	<input checked="" type="checkbox"/>	<input type="checkbox"/>	<input type="checkbox"/>	<input type="checkbox"/>
September	<input checked="" type="checkbox"/>	<input checked="" type="checkbox"/>	<input type="checkbox"/>	<input type="checkbox"/>	<input type="checkbox"/>
October	<input checked="" type="checkbox"/>	<input checked="" type="checkbox"/>	<input type="checkbox"/>	<input type="checkbox"/>	<input type="checkbox"/>
November	<input checked="" type="checkbox"/>	<input checked="" type="checkbox"/>	<input type="checkbox"/>	<input type="checkbox"/>	<input type="checkbox"/>
December	<input checked="" type="checkbox"/>	<input checked="" type="checkbox"/>	<input type="checkbox"/>	<input type="checkbox"/>	<input type="checkbox"/>

What was your annual household income in 2016 and 2017?

	2016	2017
\$0 to \$29,999	<input type="checkbox"/>	<input type="checkbox"/>
\$30,000 to \$49,999	<input type="checkbox"/>	<input type="checkbox"/>
\$50,000 to \$74,999	<input type="checkbox"/>	<input type="checkbox"/>
\$75,000 to \$99,999	<input checked="" type="checkbox"/>	<input checked="" type="checkbox"/>
\$100,000 or more	<input type="checkbox"/>	<input type="checkbox"/>

What percentage of your income in 2017 did you receive from public or private employment, other than commercial fishing or processing? Full or part time, including employment with a tribal entity, Native Corporation, Yukon Kuskokwim Health Corporation, or the government.

0% ▼

What percentage of your income in 2017 did you receive from commercial fishing or processing?

10% ▼

What months each year do you and other members of your household participate in subsistence activities?

	You	Adult 2	Adult 3	Child 1	All others
January	<input type="checkbox"/>	<input type="checkbox"/>	<input type="checkbox"/>	<input type="checkbox"/>	<input type="checkbox"/>
February	<input type="checkbox"/>	<input type="checkbox"/>	<input type="checkbox"/>	<input type="checkbox"/>	<input type="checkbox"/>
March	<input type="checkbox"/>	<input type="checkbox"/>	<input type="checkbox"/>	<input type="checkbox"/>	<input type="checkbox"/>
April	<input type="checkbox"/>	<input type="checkbox"/>	<input type="checkbox"/>	<input type="checkbox"/>	<input type="checkbox"/>
May	<input checked="" type="checkbox"/>	<input type="checkbox"/>	<input type="checkbox"/>	<input type="checkbox"/>	<input type="checkbox"/>
June	<input checked="" type="checkbox"/>	<input type="checkbox"/>	<input type="checkbox"/>	<input type="checkbox"/>	<input type="checkbox"/>
July	<input checked="" type="checkbox"/>	<input type="checkbox"/>	<input type="checkbox"/>	<input type="checkbox"/>	<input type="checkbox"/>
August	<input checked="" type="checkbox"/>	<input type="checkbox"/>	<input type="checkbox"/>	<input type="checkbox"/>	<input type="checkbox"/>
September	<input checked="" type="checkbox"/>	<input type="checkbox"/>	<input type="checkbox"/>	<input type="checkbox"/>	<input type="checkbox"/>
October	<input type="checkbox"/>	<input type="checkbox"/>	<input type="checkbox"/>	<input type="checkbox"/>	<input type="checkbox"/>
November	<input type="checkbox"/>	<input type="checkbox"/>	<input type="checkbox"/>	<input type="checkbox"/>	<input type="checkbox"/>
December	<input type="checkbox"/>	<input type="checkbox"/>	<input type="checkbox"/>	<input type="checkbox"/>	<input type="checkbox"/>

Would you like to tell the team anything else that may assist with the project?

Your name

William Riley (Raun)

Your email address (only if you would like to be added to the project email list for notifications)

wriley@flyraun.com

Your phone number

438-6116

This content is neither created nor endorsed by Google.

Google Forms

St. Mary's Airport Improvements

For travelers, residents, and elected officials. The purpose of this survey is to gather information for the airport condition and needs assessment. The survey closes on May 18, 2018.

DOT&PF operates all programs without regard to race, religion, color, gender, age, marital status, ability, or national origin. Full Title VI Nondiscrimination Policy: dot.alaska.gov/tvi_statement.shtml. To file a complaint, go to: dot.alaska.gov/cvlrts/titlevi.shtml.

In what city or village do you primarily live?

St. Marys

Do you live there year-round?

Yes ▼

If not, please describe the places you live and what times of the year you are in each place.

In what ways do use the St. Mary's Airport?

Personal travel

Business travel

Ordering goods and items

Shipping out goods and items

Other: _____

How often do you use the St. Mary's airport? Please explain.

12-20 times a yr. Mostly medical travel between KSM-ANC/KSM-Bethel. Also with the tribal entity for government to government relationships meetings etc.

How many adults (18 years old and older) live in your household?

4 ▼

How many children (under 18 years old) live in your household?

1 ▼

What months each year do you and other members of your household work for income, in any job or self-employment?

	You	Adult 2	Adult 3	Child 1	All others
January	<input type="checkbox"/>	<input checked="" type="checkbox"/>	<input type="checkbox"/>	<input type="checkbox"/>	<input checked="" type="checkbox"/>
February	<input type="checkbox"/>	<input checked="" type="checkbox"/>	<input type="checkbox"/>	<input type="checkbox"/>	<input checked="" type="checkbox"/>
March	<input type="checkbox"/>	<input checked="" type="checkbox"/>	<input type="checkbox"/>	<input type="checkbox"/>	<input checked="" type="checkbox"/>
April	<input type="checkbox"/>	<input checked="" type="checkbox"/>	<input type="checkbox"/>	<input type="checkbox"/>	<input checked="" type="checkbox"/>
May	<input checked="" type="checkbox"/>	<input checked="" type="checkbox"/>	<input type="checkbox"/>	<input type="checkbox"/>	<input checked="" type="checkbox"/>
June	<input checked="" type="checkbox"/>	<input checked="" type="checkbox"/>	<input type="checkbox"/>	<input checked="" type="checkbox"/>	<input checked="" type="checkbox"/>
July	<input checked="" type="checkbox"/>	<input checked="" type="checkbox"/>	<input type="checkbox"/>	<input checked="" type="checkbox"/>	<input checked="" type="checkbox"/>
August	<input checked="" type="checkbox"/>	<input checked="" type="checkbox"/>	<input type="checkbox"/>	<input checked="" type="checkbox"/>	<input checked="" type="checkbox"/>
September	<input checked="" type="checkbox"/>	<input checked="" type="checkbox"/>	<input type="checkbox"/>	<input type="checkbox"/>	<input checked="" type="checkbox"/>
October	<input type="checkbox"/>	<input checked="" type="checkbox"/>	<input type="checkbox"/>	<input type="checkbox"/>	<input checked="" type="checkbox"/>
November	<input type="checkbox"/>	<input checked="" type="checkbox"/>	<input type="checkbox"/>	<input type="checkbox"/>	<input checked="" type="checkbox"/>
December	<input type="checkbox"/>	<input checked="" type="checkbox"/>	<input type="checkbox"/>	<input type="checkbox"/>	<input checked="" type="checkbox"/>

What was your annual household income in 2016 and 2017?

	2016	2017
\$0 to \$29,999	<input type="checkbox"/>	<input type="checkbox"/>
\$30,000 to \$49,999	<input checked="" type="checkbox"/>	<input checked="" type="checkbox"/>
\$50,000 to \$74,999	<input type="checkbox"/>	<input type="checkbox"/>
\$75,000 to \$99,999	<input type="checkbox"/>	<input type="checkbox"/>
\$100,000 or more	<input type="checkbox"/>	<input type="checkbox"/>

What percentage of your income in 2017 did you receive from public or private employment, other than commercial fishing or processing? Full or part time, including employment with a tribal entity, Native Corporation, Yukon Kuskokwim Health Corporation, or the government.

10% ▼

What percentage of your income in 2017 did you receive from commercial fishing or processing?

80% ▼

What months each year do you and other members of your household participate in subsistence activities?

	You	Adult 2	Adult 3	Child 1	All others
January	<input checked="" type="checkbox"/>	<input checked="" type="checkbox"/>	<input checked="" type="checkbox"/>	<input checked="" type="checkbox"/>	<input checked="" type="checkbox"/>
February	<input checked="" type="checkbox"/>	<input checked="" type="checkbox"/>	<input checked="" type="checkbox"/>	<input checked="" type="checkbox"/>	<input checked="" type="checkbox"/>
March	<input checked="" type="checkbox"/>	<input checked="" type="checkbox"/>	<input checked="" type="checkbox"/>	<input checked="" type="checkbox"/>	<input checked="" type="checkbox"/>
April	<input checked="" type="checkbox"/>	<input checked="" type="checkbox"/>	<input checked="" type="checkbox"/>	<input checked="" type="checkbox"/>	<input checked="" type="checkbox"/>
May	<input checked="" type="checkbox"/>	<input checked="" type="checkbox"/>	<input checked="" type="checkbox"/>	<input checked="" type="checkbox"/>	<input checked="" type="checkbox"/>
June	<input checked="" type="checkbox"/>	<input checked="" type="checkbox"/>	<input checked="" type="checkbox"/>	<input checked="" type="checkbox"/>	<input checked="" type="checkbox"/>
July	<input checked="" type="checkbox"/>	<input checked="" type="checkbox"/>	<input checked="" type="checkbox"/>	<input checked="" type="checkbox"/>	<input checked="" type="checkbox"/>
August	<input checked="" type="checkbox"/>	<input checked="" type="checkbox"/>	<input checked="" type="checkbox"/>	<input checked="" type="checkbox"/>	<input checked="" type="checkbox"/>
September	<input checked="" type="checkbox"/>	<input checked="" type="checkbox"/>	<input checked="" type="checkbox"/>	<input checked="" type="checkbox"/>	<input checked="" type="checkbox"/>
October	<input checked="" type="checkbox"/>	<input checked="" type="checkbox"/>	<input checked="" type="checkbox"/>	<input checked="" type="checkbox"/>	<input checked="" type="checkbox"/>
November	<input checked="" type="checkbox"/>	<input checked="" type="checkbox"/>	<input checked="" type="checkbox"/>	<input checked="" type="checkbox"/>	<input checked="" type="checkbox"/>
December	<input checked="" type="checkbox"/>	<input checked="" type="checkbox"/>	<input checked="" type="checkbox"/>	<input checked="" type="checkbox"/>	<input checked="" type="checkbox"/>

Would you like to tell the team anything else that may assist with the project?

The upkeep and improvements on the existing runway is necessary for all aspects of the businesses, medical and personal travel to and from St. Marys. A fully trained maintenance crew would be a big plus to ensure the proper care for all functions of the airport. On a final note: FAA needs to upgrade the AWOS, navaides etc. along with all the proposed improvements. There have been too much hardships imposed on the traveling public this year due to malfunctions causing cancelations.

Your name

Your email address (only if you would like to be added to the project email list for notifications)

Your phone number

This content is neither created nor endorsed by Google.

Google Forms

St. Mary's Airport Improvements

For travelers, residents, and elected officials. The purpose of this survey is to gather information for the airport condition and needs assessment. The survey closes on May 18, 2018.

DOT&PF operates all programs without regard to race, religion, color, gender, age, marital status, ability, or national origin. Full Title VI Nondiscrimination Policy: dot.alaska.gov/tvi_statement.shtml. To file a complaint, go to: dot.alaska.gov/cvlrts/titlevi.shtml.

In what city or village do you primarily live?

Mtn. Village

Do you live there year-round?

Yes ▼

If not, please describe the places you live and what times of the year you are in each place.

In what ways do use the St. Mary's Airport?

- Personal travel
 - Business travel
 - Ordering goods and items
 - Shipping out goods and items
 - Other: All the above
-

How often do you use the St. Mary's airport? Please explain.

Traveling out of KSM to Anch/Bethel/Aniak

How many adults (18 years old and older) live in your household?

3 ▼

How many children (under 18 years old) live in your household?

2 ▼

What months each year do you and other members of your household work for income, in any job or self-employment?

	You	Adult 2	Adult 3	Child 1	All others
January	<input checked="" type="checkbox"/>	<input type="checkbox"/>	<input type="checkbox"/>	<input type="checkbox"/>	<input type="checkbox"/>
February	<input checked="" type="checkbox"/>	<input type="checkbox"/>	<input type="checkbox"/>	<input type="checkbox"/>	<input type="checkbox"/>
March	<input checked="" type="checkbox"/>	<input type="checkbox"/>	<input type="checkbox"/>	<input type="checkbox"/>	<input type="checkbox"/>
April	<input checked="" type="checkbox"/>	<input type="checkbox"/>	<input type="checkbox"/>	<input type="checkbox"/>	<input type="checkbox"/>
May	<input checked="" type="checkbox"/>	<input type="checkbox"/>	<input type="checkbox"/>	<input type="checkbox"/>	<input type="checkbox"/>
June	<input checked="" type="checkbox"/>	<input type="checkbox"/>	<input type="checkbox"/>	<input type="checkbox"/>	<input type="checkbox"/>
July	<input checked="" type="checkbox"/>	<input type="checkbox"/>	<input type="checkbox"/>	<input type="checkbox"/>	<input type="checkbox"/>
August	<input checked="" type="checkbox"/>	<input type="checkbox"/>	<input type="checkbox"/>	<input type="checkbox"/>	<input type="checkbox"/>
September	<input checked="" type="checkbox"/>	<input type="checkbox"/>	<input type="checkbox"/>	<input type="checkbox"/>	<input type="checkbox"/>
October	<input type="checkbox"/>	<input type="checkbox"/>	<input type="checkbox"/>	<input type="checkbox"/>	<input type="checkbox"/>
November	<input type="checkbox"/>	<input type="checkbox"/>	<input type="checkbox"/>	<input type="checkbox"/>	<input type="checkbox"/>
December	<input type="checkbox"/>	<input type="checkbox"/>	<input type="checkbox"/>	<input type="checkbox"/>	<input type="checkbox"/>

What was your annual household income in 2016 and 2017?

	2016	2017
\$0 to \$29,999	<input type="checkbox"/>	<input type="checkbox"/>
\$30,000 to \$49,999	<input type="checkbox"/>	<input type="checkbox"/>
\$50,000 to \$74,999	<input checked="" type="checkbox"/>	<input checked="" type="checkbox"/>
\$75,000 to \$99,999	<input type="checkbox"/>	<input type="checkbox"/>
\$100,000 or more	<input type="checkbox"/>	<input type="checkbox"/>

What percentage of your income in 2017 did you receive from public or private employment, other than commercial fishing or processing? Full or part time, including employment with a tribal entity, Native Corporation, Yukon Kuskokwim Health Corporation, or the government.

0% ▼

What percentage of your income in 2017 did you receive from commercial fishing or processing?

0% ▼

What months each year do you and other members of your household participate in subsistence activities?

	You	Adult 2	Adult 3	Child 1	All others
January	<input type="checkbox"/>	<input type="checkbox"/>	<input type="checkbox"/>	<input type="checkbox"/>	<input type="checkbox"/>
February	<input type="checkbox"/>	<input type="checkbox"/>	<input type="checkbox"/>	<input type="checkbox"/>	<input type="checkbox"/>
March	<input type="checkbox"/>	<input type="checkbox"/>	<input type="checkbox"/>	<input type="checkbox"/>	<input type="checkbox"/>
April	<input checked="" type="checkbox"/>	<input checked="" type="checkbox"/>	<input checked="" type="checkbox"/>	<input checked="" type="checkbox"/>	<input checked="" type="checkbox"/>
May	<input type="checkbox"/>	<input type="checkbox"/>	<input type="checkbox"/>	<input type="checkbox"/>	<input type="checkbox"/>
June	<input type="checkbox"/>	<input type="checkbox"/>	<input type="checkbox"/>	<input type="checkbox"/>	<input type="checkbox"/>
July	<input checked="" type="checkbox"/>	<input checked="" type="checkbox"/>	<input checked="" type="checkbox"/>	<input checked="" type="checkbox"/>	<input type="checkbox"/>
August	<input checked="" type="checkbox"/>	<input checked="" type="checkbox"/>	<input checked="" type="checkbox"/>	<input checked="" type="checkbox"/>	<input type="checkbox"/>
September	<input type="checkbox"/>	<input type="checkbox"/>	<input type="checkbox"/>	<input type="checkbox"/>	<input type="checkbox"/>
October	<input type="checkbox"/>	<input type="checkbox"/>	<input type="checkbox"/>	<input type="checkbox"/>	<input type="checkbox"/>
November	<input type="checkbox"/>	<input type="checkbox"/>	<input type="checkbox"/>	<input type="checkbox"/>	<input type="checkbox"/>
December	<input type="checkbox"/>	<input type="checkbox"/>	<input type="checkbox"/>	<input type="checkbox"/>	<input type="checkbox"/>

Would you like to tell the team anything else that may assist with the project?

Shortening the airport (if ever) will impact on many bush areas.

Your name

Your email address (only if you would like to be added to the project email list for notifications)

Your phone number

This content is neither created nor endorsed by Google.

Google Forms

St. Mary's Airport Improvements

For travelers, residents, and elected officials. The purpose of this survey is to gather information for the airport condition and needs assessment. The survey closes on May 18, 2018.

DOT&PF operates all programs without regard to race, religion, color, gender, age, marital status, ability, or national origin. Full Title VI Nondiscrimination Policy: dot.alaska.gov/tvi_statement.shtml. To file a complaint, go to: dot.alaska.gov/cvlrts/titlevi.shtml.

In what city or village do you primarily live?

St. Marys

Do you live there year-round?

Yes ▼

If not, please describe the places you live and what times of the year you are in each place.

In what ways do use the St. Mary's Airport?

- Personal travel
- Business travel
- Ordering goods and items
- Shipping out goods and items

Other: _____

How often do you use the St. Mary's airport? Please explain.

When I've got to travel for training

How many adults (18 years old and older) live in your household?

2 ▼

How many children (under 18 years old) live in your household?

0 ▼

What months each year do you and other members of your household work for income, in any job or self-employment?

	You	Adult 2	Adult 3	Child 1	All others
January	<input checked="" type="checkbox"/>	<input type="checkbox"/>	<input type="checkbox"/>	<input type="checkbox"/>	<input type="checkbox"/>
February	<input checked="" type="checkbox"/>	<input type="checkbox"/>	<input type="checkbox"/>	<input type="checkbox"/>	<input type="checkbox"/>
March	<input checked="" type="checkbox"/>	<input type="checkbox"/>	<input type="checkbox"/>	<input type="checkbox"/>	<input type="checkbox"/>
April	<input checked="" type="checkbox"/>	<input type="checkbox"/>	<input type="checkbox"/>	<input type="checkbox"/>	<input type="checkbox"/>
May	<input checked="" type="checkbox"/>	<input type="checkbox"/>	<input type="checkbox"/>	<input type="checkbox"/>	<input type="checkbox"/>
June	<input checked="" type="checkbox"/>	<input type="checkbox"/>	<input type="checkbox"/>	<input type="checkbox"/>	<input type="checkbox"/>
July	<input checked="" type="checkbox"/>	<input type="checkbox"/>	<input type="checkbox"/>	<input type="checkbox"/>	<input type="checkbox"/>
August	<input checked="" type="checkbox"/>	<input type="checkbox"/>	<input type="checkbox"/>	<input type="checkbox"/>	<input type="checkbox"/>
September	<input checked="" type="checkbox"/>	<input type="checkbox"/>	<input type="checkbox"/>	<input type="checkbox"/>	<input type="checkbox"/>
October	<input checked="" type="checkbox"/>	<input type="checkbox"/>	<input type="checkbox"/>	<input type="checkbox"/>	<input type="checkbox"/>
November	<input checked="" type="checkbox"/>	<input type="checkbox"/>	<input type="checkbox"/>	<input type="checkbox"/>	<input type="checkbox"/>
December	<input checked="" type="checkbox"/>	<input type="checkbox"/>	<input type="checkbox"/>	<input type="checkbox"/>	<input type="checkbox"/>

What was your annual household income in 2016 and 2017?

	2016	2017
\$0 to \$29,999	<input checked="" type="checkbox"/>	<input checked="" type="checkbox"/>
\$30,000 to \$49,999	<input type="checkbox"/>	<input type="checkbox"/>
\$50,000 to \$74,999	<input type="checkbox"/>	<input type="checkbox"/>
\$75,000 to \$99,999	<input type="checkbox"/>	<input type="checkbox"/>
\$100,000 or more	<input type="checkbox"/>	<input type="checkbox"/>

What percentage of your income in 2017 did you receive from public or private employment, other than commercial fishing or processing? Full or part time, including employment with a tribal entity, Native Corporation, Yukon Kuskokwim Health Corporation, or the government.

80% ▼

What percentage of your income in 2017 did you receive from commercial fishing or processing?

0% ▼

What months each year do you and other members of your household participate in subsistence activities?

	You	Adult 2	Adult 3	Child 1	All others
January	<input checked="" type="checkbox"/>	<input type="checkbox"/>	<input type="checkbox"/>	<input type="checkbox"/>	<input type="checkbox"/>
February	<input checked="" type="checkbox"/>	<input type="checkbox"/>	<input type="checkbox"/>	<input type="checkbox"/>	<input type="checkbox"/>
March	<input checked="" type="checkbox"/>	<input type="checkbox"/>	<input type="checkbox"/>	<input type="checkbox"/>	<input type="checkbox"/>
April	<input checked="" type="checkbox"/>	<input type="checkbox"/>	<input type="checkbox"/>	<input type="checkbox"/>	<input type="checkbox"/>
May	<input checked="" type="checkbox"/>	<input type="checkbox"/>	<input type="checkbox"/>	<input type="checkbox"/>	<input type="checkbox"/>
June	<input checked="" type="checkbox"/>	<input type="checkbox"/>	<input type="checkbox"/>	<input type="checkbox"/>	<input type="checkbox"/>
July	<input checked="" type="checkbox"/>	<input type="checkbox"/>	<input type="checkbox"/>	<input type="checkbox"/>	<input type="checkbox"/>
August	<input checked="" type="checkbox"/>	<input type="checkbox"/>	<input type="checkbox"/>	<input type="checkbox"/>	<input type="checkbox"/>
September	<input checked="" type="checkbox"/>	<input type="checkbox"/>	<input type="checkbox"/>	<input type="checkbox"/>	<input type="checkbox"/>
October	<input checked="" type="checkbox"/>	<input type="checkbox"/>	<input type="checkbox"/>	<input type="checkbox"/>	<input type="checkbox"/>
November	<input checked="" type="checkbox"/>	<input type="checkbox"/>	<input type="checkbox"/>	<input type="checkbox"/>	<input type="checkbox"/>
December	<input checked="" type="checkbox"/>	<input type="checkbox"/>	<input type="checkbox"/>	<input type="checkbox"/>	<input type="checkbox"/>

Would you like to tell the team anything else that may assist with the project?

Your name

Your email address (only if you would like to be added to the project email list for notifications)

Your phone number

This content is neither created nor endorsed by Google.

Google Forms

St. Mary's Airport Improvements

For travelers, residents, and elected officials. The purpose of this survey is to gather information for the airport condition and needs assessment. The survey closes on May 18, 2018.

DOT&PF operates all programs without regard to race, religion, color, gender, age, marital status, ability, or national origin. Full Title VI Nondiscrimination Policy: dot.alaska.gov/tvi_statement.shtml. To file a complaint, go to: dot.alaska.gov/cvlrts/titlevi.shtml.

In what city or village do you primarily live?

Mountain Village

Do you live there year-round?

Yes ▼

If not, please describe the places you live and what times of the year you are in each place.

In what ways do use the St. Mary's Airport?

Personal travel

Business travel

Ordering goods and items

Shipping out goods and items

Other: _____

How often do you use the St. Mary's airport? Please explain.

Business travel, freight

How many adults (18 years old and older) live in your household?

3 ▼

How many children (under 18 years old) live in your household?

2 ▼

What months each year do you and other members of your household work for income, in any job or self-employment?

	You	Adult 2	Adult 3	Child 1	All others
January	<input checked="" type="checkbox"/>	<input checked="" type="checkbox"/>	<input type="checkbox"/>	<input type="checkbox"/>	<input type="checkbox"/>
February	<input checked="" type="checkbox"/>	<input checked="" type="checkbox"/>	<input type="checkbox"/>	<input type="checkbox"/>	<input type="checkbox"/>
March	<input checked="" type="checkbox"/>	<input checked="" type="checkbox"/>	<input type="checkbox"/>	<input type="checkbox"/>	<input type="checkbox"/>
April	<input checked="" type="checkbox"/>	<input checked="" type="checkbox"/>	<input type="checkbox"/>	<input type="checkbox"/>	<input type="checkbox"/>
May	<input checked="" type="checkbox"/>	<input checked="" type="checkbox"/>	<input type="checkbox"/>	<input type="checkbox"/>	<input type="checkbox"/>
June	<input checked="" type="checkbox"/>	<input checked="" type="checkbox"/>	<input type="checkbox"/>	<input type="checkbox"/>	<input type="checkbox"/>
July	<input checked="" type="checkbox"/>	<input checked="" type="checkbox"/>	<input type="checkbox"/>	<input type="checkbox"/>	<input type="checkbox"/>
August	<input checked="" type="checkbox"/>	<input checked="" type="checkbox"/>	<input type="checkbox"/>	<input type="checkbox"/>	<input type="checkbox"/>
September	<input checked="" type="checkbox"/>	<input checked="" type="checkbox"/>	<input type="checkbox"/>	<input type="checkbox"/>	<input type="checkbox"/>
October	<input checked="" type="checkbox"/>	<input checked="" type="checkbox"/>	<input type="checkbox"/>	<input type="checkbox"/>	<input type="checkbox"/>
November	<input checked="" type="checkbox"/>	<input checked="" type="checkbox"/>	<input type="checkbox"/>	<input type="checkbox"/>	<input type="checkbox"/>
December	<input checked="" type="checkbox"/>	<input checked="" type="checkbox"/>	<input type="checkbox"/>	<input type="checkbox"/>	<input type="checkbox"/>

What was your annual household income in 2016 and 2017?

	2016	2017
\$0 to \$29,999	<input type="checkbox"/>	<input type="checkbox"/>
\$30,000 to \$49,999	<input checked="" type="checkbox"/>	<input checked="" type="checkbox"/>
\$50,000 to \$74,999	<input type="checkbox"/>	<input type="checkbox"/>
\$75,000 to \$99,999	<input type="checkbox"/>	<input type="checkbox"/>
\$100,000 or more	<input type="checkbox"/>	<input type="checkbox"/>

What percentage of your income in 2017 did you receive from public or private employment, other than commercial fishing or processing? Full or part time, including employment with a tribal entity, Native Corporation, Yukon Kuskokwim Health Corporation, or the government.

100% ▼

What percentage of your income in 2017 did you receive from commercial fishing or processing?

0% ▼

What months each year do you and other members of your household participate in subsistence activities?

	You	Adult 2	Adult 3	Child 1	All others
January	<input type="checkbox"/>	<input type="checkbox"/>	<input type="checkbox"/>	<input type="checkbox"/>	<input type="checkbox"/>
February	<input type="checkbox"/>	<input type="checkbox"/>	<input type="checkbox"/>	<input type="checkbox"/>	<input type="checkbox"/>
March	<input type="checkbox"/>	<input type="checkbox"/>	<input type="checkbox"/>	<input type="checkbox"/>	<input type="checkbox"/>
April	<input type="checkbox"/>	<input type="checkbox"/>	<input type="checkbox"/>	<input type="checkbox"/>	<input type="checkbox"/>
May	<input type="checkbox"/>	<input type="checkbox"/>	<input type="checkbox"/>	<input type="checkbox"/>	<input type="checkbox"/>
June	<input checked="" type="checkbox"/>	<input checked="" type="checkbox"/>	<input type="checkbox"/>	<input type="checkbox"/>	<input type="checkbox"/>
July	<input checked="" type="checkbox"/>	<input checked="" type="checkbox"/>	<input type="checkbox"/>	<input type="checkbox"/>	<input type="checkbox"/>
August	<input checked="" type="checkbox"/>	<input checked="" type="checkbox"/>	<input type="checkbox"/>	<input type="checkbox"/>	<input type="checkbox"/>
September	<input type="checkbox"/>	<input type="checkbox"/>	<input type="checkbox"/>	<input type="checkbox"/>	<input type="checkbox"/>
October	<input type="checkbox"/>	<input type="checkbox"/>	<input type="checkbox"/>	<input type="checkbox"/>	<input type="checkbox"/>
November	<input type="checkbox"/>	<input type="checkbox"/>	<input type="checkbox"/>	<input type="checkbox"/>	<input type="checkbox"/>
December	<input type="checkbox"/>	<input type="checkbox"/>	<input type="checkbox"/>	<input type="checkbox"/>	<input type="checkbox"/>

Would you like to tell the team anything else that may assist with the project?

There's many villages who travel to Anchorage that go through St. Mary's either for medical or for business. Shortening the runway may cause problems down the road on the airplanes from taking off faster and landing immediately.

Note: This survey had both the following lines initialed.

"We need the state to regularly maintain the AWAICS system."

"We do not want the Saint Mary's runway to be shortened, because it will help eliminate economic activities."

Your name

Your email address (only if you would like to be added to the project email list for notifications)

Your phone number

This content is neither created nor endorsed by Google.

Google Forms

St. Mary's Airport Improvements

For travelers, residents, and elected officials. The purpose of this survey is to gather information for the airport condition and needs assessment. The survey closes on May 18, 2018.

DOT&PF operates all programs without regard to race, religion, color, gender, age, marital status, ability, or national origin. Full Title VI Nondiscrimination Policy: dot.alaska.gov/tvi_statement.shtml. To file a complaint, go to: dot.alaska.gov/cvlrts/titlevi.shtml.

In what city or village do you primarily live?

Mountain Village

Do you live there year-round?

Yes ▼

If not, please describe the places you live and what times of the year you are in each place.

In what ways do use the St. Mary's Airport?

- Personal travel
- Business travel
- Ordering goods and items
- Shipping out goods and items

Other:

How often do you use the St. Mary's airport? Please explain.

I order items that need to be brought out with a cargo plane at least 3 or 4 times a year.

How many adults (18 years old and older) live in your household?

4 ▼

How many children (under 18 years old) live in your household?

2 ▼

What months each year do you and other members of your household work for income, in any job or self-employment?

	You	Adult 2	Adult 3	Child 1	All others
January	<input checked="" type="checkbox"/>	<input checked="" type="checkbox"/>	<input type="checkbox"/>	<input type="checkbox"/>	<input type="checkbox"/>
February	<input checked="" type="checkbox"/>	<input checked="" type="checkbox"/>	<input type="checkbox"/>	<input type="checkbox"/>	<input type="checkbox"/>
March	<input checked="" type="checkbox"/>	<input checked="" type="checkbox"/>	<input type="checkbox"/>	<input type="checkbox"/>	<input type="checkbox"/>
April	<input checked="" type="checkbox"/>	<input checked="" type="checkbox"/>	<input type="checkbox"/>	<input type="checkbox"/>	<input type="checkbox"/>
May	<input checked="" type="checkbox"/>	<input checked="" type="checkbox"/>	<input type="checkbox"/>	<input type="checkbox"/>	<input type="checkbox"/>
June	<input checked="" type="checkbox"/>	<input checked="" type="checkbox"/>	<input type="checkbox"/>	<input type="checkbox"/>	<input type="checkbox"/>
July	<input checked="" type="checkbox"/>	<input checked="" type="checkbox"/>	<input type="checkbox"/>	<input checked="" type="checkbox"/>	<input type="checkbox"/>
August	<input checked="" type="checkbox"/>	<input checked="" type="checkbox"/>	<input type="checkbox"/>	<input checked="" type="checkbox"/>	<input type="checkbox"/>
September	<input checked="" type="checkbox"/>	<input checked="" type="checkbox"/>	<input type="checkbox"/>	<input checked="" type="checkbox"/>	<input type="checkbox"/>
October	<input checked="" type="checkbox"/>	<input checked="" type="checkbox"/>	<input type="checkbox"/>	<input type="checkbox"/>	<input type="checkbox"/>
November	<input checked="" type="checkbox"/>	<input checked="" type="checkbox"/>	<input type="checkbox"/>	<input type="checkbox"/>	<input type="checkbox"/>
December	<input checked="" type="checkbox"/>	<input checked="" type="checkbox"/>	<input type="checkbox"/>	<input type="checkbox"/>	<input type="checkbox"/>

What was your annual household income in 2016 and 2017?

	2016	2017
\$0 to \$29,999	<input type="checkbox"/>	<input type="checkbox"/>
\$30,000 to \$49,999	<input type="checkbox"/>	<input type="checkbox"/>
\$50,000 to \$74,999	<input checked="" type="checkbox"/>	<input checked="" type="checkbox"/>
\$75,000 to \$99,999	<input type="checkbox"/>	<input type="checkbox"/>
\$100,000 or more	<input type="checkbox"/>	<input type="checkbox"/>

What percentage of your income in 2017 did you receive from public or private employment, other than commercial fishing or processing? Full or part time, including employment with a tribal entity, Native Corporation, Yukon Kuskokwim Health Corporation, or the government.

100% ▼

What percentage of your income in 2017 did you receive from commercial fishing or processing?

Choose ▼

What months each year do you and other members of your household participate in subsistence activities?

	You	Adult 2	Adult 3	Child 1	All others
January	<input checked="" type="checkbox"/>	<input type="checkbox"/>	<input checked="" type="checkbox"/>	<input type="checkbox"/>	<input type="checkbox"/>
February	<input checked="" type="checkbox"/>	<input type="checkbox"/>	<input checked="" type="checkbox"/>	<input type="checkbox"/>	<input type="checkbox"/>
March	<input checked="" type="checkbox"/>	<input checked="" type="checkbox"/>	<input checked="" type="checkbox"/>	<input type="checkbox"/>	<input type="checkbox"/>
April	<input checked="" type="checkbox"/>	<input checked="" type="checkbox"/>	<input checked="" type="checkbox"/>	<input type="checkbox"/>	<input type="checkbox"/>
May	<input checked="" type="checkbox"/>	<input type="checkbox"/>	<input checked="" type="checkbox"/>	<input checked="" type="checkbox"/>	<input type="checkbox"/>
June	<input checked="" type="checkbox"/>	<input checked="" type="checkbox"/>	<input checked="" type="checkbox"/>	<input checked="" type="checkbox"/>	<input type="checkbox"/>
July	<input checked="" type="checkbox"/>	<input checked="" type="checkbox"/>	<input checked="" type="checkbox"/>	<input checked="" type="checkbox"/>	<input type="checkbox"/>
August	<input checked="" type="checkbox"/>	<input checked="" type="checkbox"/>	<input checked="" type="checkbox"/>	<input checked="" type="checkbox"/>	<input type="checkbox"/>
September	<input checked="" type="checkbox"/>	<input checked="" type="checkbox"/>	<input checked="" type="checkbox"/>	<input checked="" type="checkbox"/>	<input type="checkbox"/>
October	<input checked="" type="checkbox"/>	<input type="checkbox"/>	<input checked="" type="checkbox"/>	<input checked="" type="checkbox"/>	<input type="checkbox"/>
November	<input checked="" type="checkbox"/>	<input type="checkbox"/>	<input checked="" type="checkbox"/>	<input type="checkbox"/>	<input type="checkbox"/>
December	<input checked="" type="checkbox"/>	<input type="checkbox"/>	<input checked="" type="checkbox"/>	<input type="checkbox"/>	<input type="checkbox"/>

Would you like to tell the team anything else that may assist with the project?

We need a long runway for cargo/very important to the community.

Note: This survey had both the following lines initialed.

"We need the state to regularly maintain the AWAICS system."

"We do not want the Saint Mary's runway to be shortened, because it will help eliminate economic activities."

Your name

Your email address (only if you would like to be added to the project email list for notifications)

Your phone number

This content is neither created nor endorsed by Google.

Google Forms

St. Mary's Airport Improvements

For travelers, residents, and elected officials. The purpose of this survey is to gather information for the airport condition and needs assessment. The survey closes on May 18, 2018.

DOT&PF operates all programs without regard to race, religion, color, gender, age, marital status, ability, or national origin. Full Title VI Nondiscrimination Policy: dot.alaska.gov/tvi_statement.shtml. To file a complaint, go to: dot.alaska.gov/cvlrts/titlevi.shtml.

In what city or village do you primarily live?

Mtn. Village Ak.

Do you live there year-round?

Yes ▼

If not, please describe the places you live and what times of the year you are in each place.

In what ways do use the St. Mary's Airport?

Personal travel

Business travel

Ordering goods and items

Shipping out goods and items

Other: _____

How often do you use the St. Mary's airport? Please explain.

When I'm traveling. Shipping freight to Anchorage or other places. Receiving freight such as groceries, Honda, snow machine.

How many adults (18 years old and older) live in your household?

3 ▼

How many children (under 18 years old) live in your household?

2 ▼

What months each year do you and other members of your household work for income, in any job or self-employment?

	You	Adult 2	Adult 3	Child 1	All others
January	<input type="checkbox"/>	<input type="checkbox"/>	<input type="checkbox"/>	<input type="checkbox"/>	<input type="checkbox"/>
February	<input type="checkbox"/>	<input type="checkbox"/>	<input type="checkbox"/>	<input type="checkbox"/>	<input type="checkbox"/>
March	<input type="checkbox"/>	<input type="checkbox"/>	<input type="checkbox"/>	<input type="checkbox"/>	<input type="checkbox"/>
April	<input type="checkbox"/>	<input type="checkbox"/>	<input type="checkbox"/>	<input type="checkbox"/>	<input type="checkbox"/>
May	<input type="checkbox"/>	<input type="checkbox"/>	<input type="checkbox"/>	<input type="checkbox"/>	<input type="checkbox"/>
June	<input type="checkbox"/>	<input type="checkbox"/>	<input type="checkbox"/>	<input type="checkbox"/>	<input type="checkbox"/>
July	<input type="checkbox"/>	<input type="checkbox"/>	<input type="checkbox"/>	<input type="checkbox"/>	<input type="checkbox"/>
August	<input type="checkbox"/>	<input type="checkbox"/>	<input type="checkbox"/>	<input type="checkbox"/>	<input type="checkbox"/>
September	<input type="checkbox"/>	<input type="checkbox"/>	<input type="checkbox"/>	<input type="checkbox"/>	<input type="checkbox"/>
October	<input type="checkbox"/>	<input type="checkbox"/>	<input type="checkbox"/>	<input type="checkbox"/>	<input type="checkbox"/>
November	<input type="checkbox"/>	<input type="checkbox"/>	<input type="checkbox"/>	<input type="checkbox"/>	<input type="checkbox"/>
December	<input type="checkbox"/>	<input type="checkbox"/>	<input type="checkbox"/>	<input type="checkbox"/>	<input type="checkbox"/>

What was your annual household income in 2016 and 2017?

	2016	2017
\$0 to \$29,999	<input type="checkbox"/>	<input type="checkbox"/>
\$30,000 to \$49,999	<input type="checkbox"/>	<input type="checkbox"/>
\$50,000 to \$74,999	<input type="checkbox"/>	<input type="checkbox"/>
\$75,000 to \$99,999	<input type="checkbox"/>	<input type="checkbox"/>
\$100,000 or more	<input type="checkbox"/>	<input type="checkbox"/>

What percentage of your income in 2017 did you receive from public or private employment, other than commercial fishing or processing? Full or part time, including employment with a tribal entity, Native Corporation, Yukon Kuskokwim Health Corporation, or the government.

10% ▼

What percentage of your income in 2017 did you receive from commercial fishing or processing?

0% ▼

What months each year do you and other members of your household participate in subsistence activities?

	You	Adult 2	Adult 3	Child 1	All others
January	<input type="checkbox"/>	<input type="checkbox"/>	<input type="checkbox"/>	<input type="checkbox"/>	<input type="checkbox"/>
February	<input type="checkbox"/>	<input type="checkbox"/>	<input type="checkbox"/>	<input type="checkbox"/>	<input type="checkbox"/>
March	<input type="checkbox"/>	<input type="checkbox"/>	<input type="checkbox"/>	<input type="checkbox"/>	<input type="checkbox"/>
April	<input type="checkbox"/>	<input type="checkbox"/>	<input type="checkbox"/>	<input type="checkbox"/>	<input type="checkbox"/>
May	<input checked="" type="checkbox"/>	<input checked="" type="checkbox"/>	<input type="checkbox"/>	<input checked="" type="checkbox"/>	<input type="checkbox"/>
June	<input checked="" type="checkbox"/>	<input checked="" type="checkbox"/>	<input type="checkbox"/>	<input checked="" type="checkbox"/>	<input type="checkbox"/>
July	<input checked="" type="checkbox"/>	<input checked="" type="checkbox"/>	<input type="checkbox"/>	<input checked="" type="checkbox"/>	<input type="checkbox"/>
August	<input checked="" type="checkbox"/>	<input checked="" type="checkbox"/>	<input type="checkbox"/>	<input checked="" type="checkbox"/>	<input type="checkbox"/>
September	<input checked="" type="checkbox"/>	<input checked="" type="checkbox"/>	<input type="checkbox"/>	<input checked="" type="checkbox"/>	<input type="checkbox"/>
October	<input checked="" type="checkbox"/>	<input checked="" type="checkbox"/>	<input type="checkbox"/>	<input checked="" type="checkbox"/>	<input type="checkbox"/>
November	<input checked="" type="checkbox"/>	<input checked="" type="checkbox"/>	<input type="checkbox"/>	<input checked="" type="checkbox"/>	<input type="checkbox"/>
December	<input type="checkbox"/>	<input type="checkbox"/>	<input type="checkbox"/>	<input checked="" type="checkbox"/>	<input type="checkbox"/>

Would you like to tell the team anything else that may assist with the project?

Note: This survey had both the following lines initialed.

"We need the state to regularly maintain the AWAICS system."

"We do not want the Saint Mary's runway to be shortened, because it will help eliminate economic activities."

Your name

Your email address (only if you would like to be added to the project email list for notifications)

Your phone number

This content is neither created nor endorsed by Google.

Google Forms

St. Mary's Airport Improvements

For travelers, residents, and elected officials. The purpose of this survey is to gather information for the airport condition and needs assessment. The survey closes on May 18, 2018.

DOT&PF operates all programs without regard to race, religion, color, gender, age, marital status, ability, or national origin. Full Title VI Nondiscrimination Policy: dot.alaska.gov/tvi_statement.shtml. To file a complaint, go to: dot.alaska.gov/cvlrts/titlevi.shtml.

In what city or village do you primarily live?

Mountain Village, AK

Do you live there year-round?

Yes ▼

If not, please describe the places you live and what times of the year you are in each place.

In what ways do use the St. Mary's Airport?

- Personal travel
- Business travel
- Ordering goods and items
- Shipping out goods and items

Other:

How often do you use the St. Mary's airport? Please explain.

Weekly - same as #4

How many adults (18 years old and older) live in your household?

3 ▼

How many children (under 18 years old) live in your household?

0 ▼

What months each year do you and other members of your household work for income, in any job or self-employment?

	You	Adult 2	Adult 3	Child 1	All others
January	<input checked="" type="checkbox"/>	<input checked="" type="checkbox"/>	<input checked="" type="checkbox"/>	<input type="checkbox"/>	<input type="checkbox"/>
February	<input checked="" type="checkbox"/>	<input checked="" type="checkbox"/>	<input checked="" type="checkbox"/>	<input type="checkbox"/>	<input type="checkbox"/>
March	<input checked="" type="checkbox"/>	<input checked="" type="checkbox"/>	<input checked="" type="checkbox"/>	<input type="checkbox"/>	<input type="checkbox"/>
April	<input checked="" type="checkbox"/>	<input checked="" type="checkbox"/>	<input checked="" type="checkbox"/>	<input type="checkbox"/>	<input type="checkbox"/>
May	<input checked="" type="checkbox"/>	<input checked="" type="checkbox"/>	<input checked="" type="checkbox"/>	<input type="checkbox"/>	<input type="checkbox"/>
June	<input checked="" type="checkbox"/>	<input checked="" type="checkbox"/>	<input checked="" type="checkbox"/>	<input type="checkbox"/>	<input type="checkbox"/>
July	<input checked="" type="checkbox"/>	<input checked="" type="checkbox"/>	<input checked="" type="checkbox"/>	<input type="checkbox"/>	<input type="checkbox"/>
August	<input checked="" type="checkbox"/>	<input checked="" type="checkbox"/>	<input checked="" type="checkbox"/>	<input type="checkbox"/>	<input type="checkbox"/>
September	<input checked="" type="checkbox"/>	<input checked="" type="checkbox"/>	<input checked="" type="checkbox"/>	<input type="checkbox"/>	<input type="checkbox"/>
October	<input checked="" type="checkbox"/>	<input checked="" type="checkbox"/>	<input checked="" type="checkbox"/>	<input type="checkbox"/>	<input type="checkbox"/>
November	<input checked="" type="checkbox"/>	<input checked="" type="checkbox"/>	<input checked="" type="checkbox"/>	<input type="checkbox"/>	<input type="checkbox"/>
December	<input checked="" type="checkbox"/>	<input checked="" type="checkbox"/>	<input checked="" type="checkbox"/>	<input type="checkbox"/>	<input type="checkbox"/>

What was your annual household income in 2016 and 2017?

	2016	2017
\$0 to \$29,999	<input type="checkbox"/>	<input type="checkbox"/>
\$30,000 to \$49,999	<input checked="" type="checkbox"/>	<input checked="" type="checkbox"/>
\$50,000 to \$74,999	<input type="checkbox"/>	<input type="checkbox"/>
\$75,000 to \$99,999	<input type="checkbox"/>	<input type="checkbox"/>
\$100,000 or more	<input type="checkbox"/>	<input type="checkbox"/>

What percentage of your income in 2017 did you receive from public or private employment, other than commercial fishing or processing? Full or part time, including employment with a tribal entity, Native Corporation, Yukon Kuskokwim Health Corporation, or the government.

Choose ▼

What percentage of your income in 2017 did you receive from commercial fishing or processing?

Choose ▼

What months each year do you and other members of your household participate in subsistence activities?

	You	Adult 2	Adult 3	Child 1	All others
January	<input checked="" type="checkbox"/>	<input checked="" type="checkbox"/>	<input checked="" type="checkbox"/>	<input type="checkbox"/>	<input type="checkbox"/>
February	<input checked="" type="checkbox"/>	<input checked="" type="checkbox"/>	<input checked="" type="checkbox"/>	<input type="checkbox"/>	<input type="checkbox"/>
March	<input checked="" type="checkbox"/>	<input checked="" type="checkbox"/>	<input checked="" type="checkbox"/>	<input type="checkbox"/>	<input type="checkbox"/>
April	<input checked="" type="checkbox"/>	<input checked="" type="checkbox"/>	<input checked="" type="checkbox"/>	<input type="checkbox"/>	<input type="checkbox"/>
May	<input checked="" type="checkbox"/>	<input checked="" type="checkbox"/>	<input checked="" type="checkbox"/>	<input type="checkbox"/>	<input type="checkbox"/>
June	<input checked="" type="checkbox"/>	<input checked="" type="checkbox"/>	<input checked="" type="checkbox"/>	<input type="checkbox"/>	<input type="checkbox"/>
July	<input checked="" type="checkbox"/>	<input checked="" type="checkbox"/>	<input checked="" type="checkbox"/>	<input type="checkbox"/>	<input type="checkbox"/>
August	<input checked="" type="checkbox"/>	<input checked="" type="checkbox"/>	<input checked="" type="checkbox"/>	<input type="checkbox"/>	<input type="checkbox"/>
September	<input checked="" type="checkbox"/>	<input checked="" type="checkbox"/>	<input checked="" type="checkbox"/>	<input type="checkbox"/>	<input type="checkbox"/>
October	<input checked="" type="checkbox"/>	<input checked="" type="checkbox"/>	<input checked="" type="checkbox"/>	<input type="checkbox"/>	<input type="checkbox"/>
November	<input checked="" type="checkbox"/>	<input checked="" type="checkbox"/>	<input checked="" type="checkbox"/>	<input type="checkbox"/>	<input type="checkbox"/>
December	<input checked="" type="checkbox"/>	<input checked="" type="checkbox"/>	<input checked="" type="checkbox"/>	<input type="checkbox"/>	<input type="checkbox"/>

Would you like to tell the team anything else that may assist with the project?

We depend on St. Mary's airport because without bigger planes, etc, our village isn't very far like 17-20 miles up the road and the airfare prices are very high and we can't afford going through Bethel and/or any other traveling site, so please look at the best interest of our community and other villages.

Note: This survey had both the following lines initialed.

"We need the state to regularly maintain the AWAICS system."

"We do not want the Saint Mary's runway to be shortened, because it will help eliminate economic activities."

Your name

Your email address (only if you would like to be added to the project email list for notifications)

Your phone number

This content is neither created nor endorsed by Google.

Google Forms

St. Mary's Airport Improvements

For travelers, residents, and elected officials. The purpose of this survey is to gather information for the airport condition and needs assessment. The survey closes on May 18, 2018.

DOT&PF operates all programs without regard to race, religion, color, gender, age, marital status, ability, or national origin. Full Title VI Nondiscrimination Policy: dot.alaska.gov/tvi_statement.shtml. To file a complaint, go to: dot.alaska.gov/cvlrts/titlevi.shtml.

In what city or village do you primarily live?

Mountain Village

Do you live there year-round?

Yes ▼

If not, please describe the places you live and what times of the year you are in each place.

In what ways do use the St. Mary's Airport?

Personal travel

Business travel

Ordering goods and items

Shipping out goods and items

Other: _____

How often do you use the St. Mary's airport? Please explain.

For medical reasons or for personal about every month.

How many adults (18 years old and older) live in your household?

1 ▼

How many children (under 18 years old) live in your household?

0 ▼

What months each year do you and other members of your household work for income, in any job or self-employment?

	You	Adult 2	Adult 3	Child 1	All others
January	<input checked="" type="checkbox"/>	<input type="checkbox"/>	<input type="checkbox"/>	<input type="checkbox"/>	<input type="checkbox"/>
February	<input checked="" type="checkbox"/>	<input type="checkbox"/>	<input type="checkbox"/>	<input type="checkbox"/>	<input type="checkbox"/>
March	<input checked="" type="checkbox"/>	<input type="checkbox"/>	<input type="checkbox"/>	<input type="checkbox"/>	<input type="checkbox"/>
April	<input checked="" type="checkbox"/>	<input type="checkbox"/>	<input type="checkbox"/>	<input type="checkbox"/>	<input type="checkbox"/>
May	<input checked="" type="checkbox"/>	<input type="checkbox"/>	<input type="checkbox"/>	<input type="checkbox"/>	<input type="checkbox"/>
June	<input checked="" type="checkbox"/>	<input type="checkbox"/>	<input type="checkbox"/>	<input type="checkbox"/>	<input type="checkbox"/>
July	<input checked="" type="checkbox"/>	<input type="checkbox"/>	<input type="checkbox"/>	<input type="checkbox"/>	<input type="checkbox"/>
August	<input checked="" type="checkbox"/>	<input type="checkbox"/>	<input type="checkbox"/>	<input type="checkbox"/>	<input type="checkbox"/>
September	<input checked="" type="checkbox"/>	<input type="checkbox"/>	<input type="checkbox"/>	<input type="checkbox"/>	<input type="checkbox"/>
October	<input checked="" type="checkbox"/>	<input type="checkbox"/>	<input type="checkbox"/>	<input type="checkbox"/>	<input type="checkbox"/>
November	<input checked="" type="checkbox"/>	<input type="checkbox"/>	<input type="checkbox"/>	<input type="checkbox"/>	<input type="checkbox"/>
December	<input checked="" type="checkbox"/>	<input type="checkbox"/>	<input type="checkbox"/>	<input type="checkbox"/>	<input type="checkbox"/>

What was your annual household income in 2016 and 2017?

	2016	2017
\$0 to \$29,999	<input checked="" type="checkbox"/>	<input checked="" type="checkbox"/>
\$30,000 to \$49,999	<input type="checkbox"/>	<input type="checkbox"/>
\$50,000 to \$74,999	<input type="checkbox"/>	<input type="checkbox"/>
\$75,000 to \$99,999	<input type="checkbox"/>	<input type="checkbox"/>
\$100,000 or more	<input type="checkbox"/>	<input type="checkbox"/>

What percentage of your income in 2017 did you receive from public or private employment, other than commercial fishing or processing? Full or part time, including employment with a tribal entity, Native Corporation, Yukon Kuskokwim Health Corporation, or the government.

0% ▼

What percentage of your income in 2017 did you receive from commercial fishing or processing?

0% ▼

What months each year do you and other members of your household participate in subsistence activities?

	You	Adult 2	Adult 3	Child 1	All others
January	<input checked="" type="checkbox"/>	<input type="checkbox"/>	<input type="checkbox"/>	<input type="checkbox"/>	<input type="checkbox"/>
February	<input checked="" type="checkbox"/>	<input type="checkbox"/>	<input type="checkbox"/>	<input type="checkbox"/>	<input type="checkbox"/>
March	<input checked="" type="checkbox"/>	<input type="checkbox"/>	<input type="checkbox"/>	<input type="checkbox"/>	<input type="checkbox"/>
April	<input checked="" type="checkbox"/>	<input type="checkbox"/>	<input type="checkbox"/>	<input type="checkbox"/>	<input type="checkbox"/>
May	<input checked="" type="checkbox"/>	<input type="checkbox"/>	<input type="checkbox"/>	<input type="checkbox"/>	<input type="checkbox"/>
June	<input checked="" type="checkbox"/>	<input type="checkbox"/>	<input type="checkbox"/>	<input type="checkbox"/>	<input type="checkbox"/>
July	<input checked="" type="checkbox"/>	<input type="checkbox"/>	<input type="checkbox"/>	<input type="checkbox"/>	<input type="checkbox"/>
August	<input checked="" type="checkbox"/>	<input type="checkbox"/>	<input type="checkbox"/>	<input type="checkbox"/>	<input type="checkbox"/>
September	<input checked="" type="checkbox"/>	<input type="checkbox"/>	<input type="checkbox"/>	<input type="checkbox"/>	<input type="checkbox"/>
October	<input checked="" type="checkbox"/>	<input type="checkbox"/>	<input type="checkbox"/>	<input type="checkbox"/>	<input type="checkbox"/>
November	<input checked="" type="checkbox"/>	<input type="checkbox"/>	<input type="checkbox"/>	<input type="checkbox"/>	<input type="checkbox"/>
December	<input checked="" type="checkbox"/>	<input type="checkbox"/>	<input type="checkbox"/>	<input type="checkbox"/>	<input type="checkbox"/>

Would you like to tell the team anything else that may assist with the project?

Make it bigger for the surrounding villages.

Note: This survey had both the following line initialed.

"We do not want the Saint Mary's runway to be shortened, because it will help eliminate economic activities."

Your name

Your email address (only if you would like to be added to the project email list for notifications)

Your phone number

This content is neither created nor endorsed by Google.

Google Forms

St. Mary's Airport Improvements

For travelers, residents, and elected officials. The purpose of this survey is to gather information for the airport condition and needs assessment. The survey closes on May 18, 2018.

DOT&PF operates all programs without regard to race, religion, color, gender, age, marital status, ability, or national origin. Full Title VI Nondiscrimination Policy: dot.alaska.gov/tvi_statement.shtml. To file a complaint, go to: dot.alaska.gov/cvlrts/titlevi.shtml.

In what city or village do you primarily live?

Mtn. Village

Do you live there year-round?

Yes ▼

If not, please describe the places you live and what times of the year you are in each place.

In what ways do use the St. Mary's Airport?

- Personal travel
- Business travel
- Ordering goods and items
- Shipping out goods and items

Other:

How often do you use the St. Mary's airport? Please explain.

Almost every time I travel. Freight.

How many adults (18 years old and older) live in your household?

3 ▼

How many children (under 18 years old) live in your household?

4 ▼

What months each year do you and other members of your household work for income, in any job or self-employment?

	You	Adult 2	Adult 3	Child 1	All others
January	<input checked="" type="checkbox"/>	<input checked="" type="checkbox"/>	<input checked="" type="checkbox"/>	<input type="checkbox"/>	<input type="checkbox"/>
February	<input checked="" type="checkbox"/>	<input checked="" type="checkbox"/>	<input checked="" type="checkbox"/>	<input type="checkbox"/>	<input type="checkbox"/>
March	<input checked="" type="checkbox"/>	<input checked="" type="checkbox"/>	<input checked="" type="checkbox"/>	<input type="checkbox"/>	<input type="checkbox"/>
April	<input checked="" type="checkbox"/>	<input checked="" type="checkbox"/>	<input checked="" type="checkbox"/>	<input type="checkbox"/>	<input type="checkbox"/>
May	<input type="checkbox"/>	<input checked="" type="checkbox"/>	<input checked="" type="checkbox"/>	<input type="checkbox"/>	<input type="checkbox"/>
June	<input type="checkbox"/>	<input checked="" type="checkbox"/>	<input type="checkbox"/>	<input type="checkbox"/>	<input type="checkbox"/>
July	<input type="checkbox"/>	<input checked="" type="checkbox"/>	<input type="checkbox"/>	<input type="checkbox"/>	<input type="checkbox"/>
August	<input type="checkbox"/>	<input checked="" type="checkbox"/>	<input checked="" type="checkbox"/>	<input type="checkbox"/>	<input type="checkbox"/>
September	<input type="checkbox"/>	<input checked="" type="checkbox"/>	<input checked="" type="checkbox"/>	<input type="checkbox"/>	<input type="checkbox"/>
October	<input type="checkbox"/>	<input checked="" type="checkbox"/>	<input checked="" type="checkbox"/>	<input type="checkbox"/>	<input type="checkbox"/>
November	<input type="checkbox"/>	<input checked="" type="checkbox"/>	<input checked="" type="checkbox"/>	<input type="checkbox"/>	<input type="checkbox"/>
December	<input type="checkbox"/>	<input checked="" type="checkbox"/>	<input checked="" type="checkbox"/>	<input type="checkbox"/>	<input type="checkbox"/>

What was your annual household income in 2016 and 2017?

	2016	2017
\$0 to \$29,999	<input type="checkbox"/>	<input type="checkbox"/>
\$30,000 to \$49,999	<input type="checkbox"/>	<input type="checkbox"/>
\$50,000 to \$74,999	<input type="checkbox"/>	<input type="checkbox"/>
\$75,000 to \$99,999	<input type="checkbox"/>	<input type="checkbox"/>
\$100,000 or more	<input type="checkbox"/>	<input type="checkbox"/>

What percentage of your income in 2017 did you receive from public or private employment, other than commercial fishing or processing? Full or part time, including employment with a tribal entity, Native Corporation, Yukon Kuskokwim Health Corporation, or the government.

Choose ▼

What percentage of your income in 2017 did you receive from commercial fishing or processing?

Choose ▼

What months each year do you and other members of your household participate in subsistence activities?

	You	Adult 2	Adult 3	Child 1	All others
January	<input type="checkbox"/>	<input checked="" type="checkbox"/>	<input type="checkbox"/>	<input type="checkbox"/>	<input type="checkbox"/>
February	<input type="checkbox"/>	<input checked="" type="checkbox"/>	<input type="checkbox"/>	<input type="checkbox"/>	<input type="checkbox"/>
March	<input type="checkbox"/>	<input checked="" type="checkbox"/>	<input type="checkbox"/>	<input type="checkbox"/>	<input type="checkbox"/>
April	<input type="checkbox"/>	<input checked="" type="checkbox"/>	<input type="checkbox"/>	<input type="checkbox"/>	<input type="checkbox"/>
May	<input type="checkbox"/>	<input checked="" type="checkbox"/>	<input type="checkbox"/>	<input type="checkbox"/>	<input type="checkbox"/>
June	<input checked="" type="checkbox"/>	<input checked="" type="checkbox"/>	<input checked="" type="checkbox"/>	<input type="checkbox"/>	<input type="checkbox"/>
July	<input checked="" type="checkbox"/>	<input checked="" type="checkbox"/>	<input checked="" type="checkbox"/>	<input type="checkbox"/>	<input type="checkbox"/>
August	<input checked="" type="checkbox"/>	<input checked="" type="checkbox"/>	<input checked="" type="checkbox"/>	<input type="checkbox"/>	<input type="checkbox"/>
September	<input type="checkbox"/>	<input checked="" type="checkbox"/>	<input type="checkbox"/>	<input type="checkbox"/>	<input type="checkbox"/>
October	<input type="checkbox"/>	<input checked="" type="checkbox"/>	<input type="checkbox"/>	<input type="checkbox"/>	<input type="checkbox"/>
November	<input type="checkbox"/>	<input checked="" type="checkbox"/>	<input type="checkbox"/>	<input type="checkbox"/>	<input type="checkbox"/>
December	<input type="checkbox"/>	<input checked="" type="checkbox"/>	<input type="checkbox"/>	<input type="checkbox"/>	<input type="checkbox"/>

Would you like to tell the team anything else that may assist with the project?

Note: This survey had the following line initialed.

"We do not want the Saint Mary's runway to be shortened, because it will help eliminate economic activities."

Your name

Your email address (only if you would like to be added to the project email list for notifications)

Your phone number

This content is neither created nor endorsed by Google.

Google Forms

St. Mary's Airport Improvements

For travelers, residents, and elected officials. The purpose of this survey is to gather information for the airport condition and needs assessment. The survey closes on May 18, 2018.

DOT&PF operates all programs without regard to race, religion, color, gender, age, marital status, ability, or national origin. Full Title VI Nondiscrimination Policy: dot.alaska.gov/tvi_statement.shtml. To file a complaint, go to: dot.alaska.gov/cvlrts/titlevi.shtml.

In what city or village do you primarily live?

Mountain Village

Do you live there year-round?

Yes ▼

If not, please describe the places you live and what times of the year you are in each place.

In what ways do use the St. Mary's Airport?

- Personal travel
- Business travel
- Ordering goods and items
- Shipping out goods and items

Other:

How often do you use the St. Mary's airport? Please explain.

A few times a year. I travel for work, personal. Our freight is shipped. Our fish from summer commercial. Fish are shipped out from there.

How many adults (18 years old and older) live in your household?

3 ▼

How many children (under 18 years old) live in your household?

2 ▼

What months each year do you and other members of your household work for income, in any job or self-employment?

	You	Adult 2	Adult 3	Child 1	All others
January	<input checked="" type="checkbox"/>	<input checked="" type="checkbox"/>	<input type="checkbox"/>	<input type="checkbox"/>	<input type="checkbox"/>
February	<input checked="" type="checkbox"/>	<input checked="" type="checkbox"/>	<input type="checkbox"/>	<input type="checkbox"/>	<input type="checkbox"/>
March	<input checked="" type="checkbox"/>	<input checked="" type="checkbox"/>	<input type="checkbox"/>	<input type="checkbox"/>	<input type="checkbox"/>
April	<input checked="" type="checkbox"/>	<input checked="" type="checkbox"/>	<input type="checkbox"/>	<input type="checkbox"/>	<input type="checkbox"/>
May	<input checked="" type="checkbox"/>	<input checked="" type="checkbox"/>	<input type="checkbox"/>	<input type="checkbox"/>	<input type="checkbox"/>
June	<input checked="" type="checkbox"/>	<input checked="" type="checkbox"/>	<input checked="" type="checkbox"/>	<input checked="" type="checkbox"/>	<input type="checkbox"/>
July	<input checked="" type="checkbox"/>	<input checked="" type="checkbox"/>	<input checked="" type="checkbox"/>	<input checked="" type="checkbox"/>	<input type="checkbox"/>
August	<input checked="" type="checkbox"/>	<input checked="" type="checkbox"/>	<input checked="" type="checkbox"/>	<input checked="" type="checkbox"/>	<input type="checkbox"/>
September	<input checked="" type="checkbox"/>	<input checked="" type="checkbox"/>	<input type="checkbox"/>	<input type="checkbox"/>	<input type="checkbox"/>
October	<input checked="" type="checkbox"/>	<input checked="" type="checkbox"/>	<input type="checkbox"/>	<input type="checkbox"/>	<input type="checkbox"/>
November	<input checked="" type="checkbox"/>	<input checked="" type="checkbox"/>	<input type="checkbox"/>	<input type="checkbox"/>	<input type="checkbox"/>
December	<input checked="" type="checkbox"/>	<input checked="" type="checkbox"/>	<input type="checkbox"/>	<input type="checkbox"/>	<input type="checkbox"/>

What was your annual household income in 2016 and 2017?

	2016	2017
\$0 to \$29,999	<input type="checkbox"/>	<input type="checkbox"/>
\$30,000 to \$49,999	<input type="checkbox"/>	<input type="checkbox"/>
\$50,000 to \$74,999	<input checked="" type="checkbox"/>	<input checked="" type="checkbox"/>
\$75,000 to \$99,999	<input type="checkbox"/>	<input type="checkbox"/>
\$100,000 or more	<input type="checkbox"/>	<input type="checkbox"/>

What percentage of your income in 2017 did you receive from public or private employment, other than commercial fishing or processing? Full or part time, including employment with a tribal entity, Native Corporation, Yukon Kuskokwim Health Corporation, or the government.

90% ▼

What percentage of your income in 2017 did you receive from commercial fishing or processing?

10% ▼

What months each year do you and other members of your household participate in subsistence activities?

	You	Adult 2	Adult 3	Child 1	All others
January	<input type="checkbox"/>	<input type="checkbox"/>	<input type="checkbox"/>	<input type="checkbox"/>	<input type="checkbox"/>
February	<input checked="" type="checkbox"/>	<input checked="" type="checkbox"/>	<input type="checkbox"/>	<input checked="" type="checkbox"/>	<input type="checkbox"/>
March	<input checked="" type="checkbox"/>	<input checked="" type="checkbox"/>	<input checked="" type="checkbox"/>	<input checked="" type="checkbox"/>	<input checked="" type="checkbox"/>
April	<input checked="" type="checkbox"/>	<input checked="" type="checkbox"/>	<input checked="" type="checkbox"/>	<input checked="" type="checkbox"/>	<input checked="" type="checkbox"/>
May	<input checked="" type="checkbox"/>	<input checked="" type="checkbox"/>	<input checked="" type="checkbox"/>	<input checked="" type="checkbox"/>	<input checked="" type="checkbox"/>
June	<input checked="" type="checkbox"/>	<input checked="" type="checkbox"/>	<input checked="" type="checkbox"/>	<input checked="" type="checkbox"/>	<input checked="" type="checkbox"/>
July	<input checked="" type="checkbox"/>	<input checked="" type="checkbox"/>	<input checked="" type="checkbox"/>	<input checked="" type="checkbox"/>	<input checked="" type="checkbox"/>
August	<input checked="" type="checkbox"/>	<input checked="" type="checkbox"/>	<input checked="" type="checkbox"/>	<input checked="" type="checkbox"/>	<input checked="" type="checkbox"/>
September	<input checked="" type="checkbox"/>	<input checked="" type="checkbox"/>	<input checked="" type="checkbox"/>	<input checked="" type="checkbox"/>	<input checked="" type="checkbox"/>
October	<input type="checkbox"/>	<input type="checkbox"/>	<input type="checkbox"/>	<input type="checkbox"/>	<input type="checkbox"/>
November	<input type="checkbox"/>	<input type="checkbox"/>	<input type="checkbox"/>	<input type="checkbox"/>	<input type="checkbox"/>
December	<input type="checkbox"/>	<input type="checkbox"/>	<input type="checkbox"/>	<input type="checkbox"/>	<input type="checkbox"/>

Would you like to tell the team anything else that may assist with the project?

Note: This survey had the following line initialed.

"We do not want the Saint Mary's runway to be shortened, because it will help eliminate economic activities."

Your name

Your email address (only if you would like to be added to the project email list for notifications)

Your phone number

This content is neither created nor endorsed by Google.

Google Forms

St. Mary's Airport Improvements

For travelers, residents, and elected officials. The purpose of this survey is to gather information for the airport condition and needs assessment. The survey closes on May 18, 2018.

DOT&PF operates all programs without regard to race, religion, color, gender, age, marital status, ability, or national origin. Full Title VI Nondiscrimination Policy: dot.alaska.gov/tvi_statement.shtml. To file a complaint, go to: dot.alaska.gov/cvlrts/titlevi.shtml.

In what city or village do you primarily live?

Mountain Village

Do you live there year-round?

Yes ▼

If not, please describe the places you live and what times of the year you are in each place.

I live in Mountain Village but use the Saint Marys airport for a lot of things. Using KSM airport makes it a lot easier to travel living in our remote area.

In what ways do use the St. Mary's Airport?

- Personal travel
- Business travel
- Ordering goods and items
- Shipping out goods and items

Other: _____

How often do you use the St. Mary's airport? Please explain.

I think our community uses the airport on a daily basis. It's very important that we keep the airport the way it is.

How many adults (18 years old and older) live in your household?

4 ▼

How many children (under 18 years old) live in your household?

2 ▼

What months each year do you and other members of your household work for income, in any job or self-employment?

	You	Adult 2	Adult 3	Child 1	All others
January	<input checked="" type="checkbox"/>	<input checked="" type="checkbox"/>	<input type="checkbox"/>	<input type="checkbox"/>	<input type="checkbox"/>
February	<input checked="" type="checkbox"/>	<input checked="" type="checkbox"/>	<input type="checkbox"/>	<input type="checkbox"/>	<input type="checkbox"/>
March	<input checked="" type="checkbox"/>	<input checked="" type="checkbox"/>	<input type="checkbox"/>	<input type="checkbox"/>	<input type="checkbox"/>
April	<input checked="" type="checkbox"/>	<input checked="" type="checkbox"/>	<input type="checkbox"/>	<input type="checkbox"/>	<input type="checkbox"/>
May	<input checked="" type="checkbox"/>	<input checked="" type="checkbox"/>	<input type="checkbox"/>	<input type="checkbox"/>	<input type="checkbox"/>
June	<input checked="" type="checkbox"/>	<input checked="" type="checkbox"/>	<input type="checkbox"/>	<input type="checkbox"/>	<input type="checkbox"/>
July	<input checked="" type="checkbox"/>	<input checked="" type="checkbox"/>	<input type="checkbox"/>	<input type="checkbox"/>	<input type="checkbox"/>
August	<input checked="" type="checkbox"/>	<input checked="" type="checkbox"/>	<input type="checkbox"/>	<input type="checkbox"/>	<input type="checkbox"/>
September	<input checked="" type="checkbox"/>	<input checked="" type="checkbox"/>	<input type="checkbox"/>	<input type="checkbox"/>	<input type="checkbox"/>
October	<input checked="" type="checkbox"/>	<input checked="" type="checkbox"/>	<input type="checkbox"/>	<input type="checkbox"/>	<input type="checkbox"/>
November	<input checked="" type="checkbox"/>	<input checked="" type="checkbox"/>	<input type="checkbox"/>	<input type="checkbox"/>	<input type="checkbox"/>
December	<input checked="" type="checkbox"/>	<input checked="" type="checkbox"/>	<input type="checkbox"/>	<input type="checkbox"/>	<input type="checkbox"/>

What was your annual household income in 2016 and 2017?

	2016	2017
\$0 to \$29,999	<input checked="" type="checkbox"/>	<input type="checkbox"/>
\$30,000 to \$49,999	<input type="checkbox"/>	<input checked="" type="checkbox"/>
\$50,000 to \$74,999	<input type="checkbox"/>	<input type="checkbox"/>
\$75,000 to \$99,999	<input type="checkbox"/>	<input type="checkbox"/>
\$100,000 or more	<input type="checkbox"/>	<input type="checkbox"/>

What percentage of your income in 2017 did you receive from public or private employment, other than commercial fishing or processing? Full or part time, including employment with a tribal entity, Native Corporation, Yukon Kuskokwim Health Corporation, or the government.

Choose ▼

What percentage of your income in 2017 did you receive from commercial fishing or processing?

0% ▼

What months each year do you and other members of your household participate in subsistence activities?

	You	Adult 2	Adult 3	Child 1	All others
January	<input checked="" type="checkbox"/>	<input checked="" type="checkbox"/>	<input checked="" type="checkbox"/>	<input checked="" type="checkbox"/>	<input checked="" type="checkbox"/>
February	<input checked="" type="checkbox"/>	<input checked="" type="checkbox"/>	<input checked="" type="checkbox"/>	<input checked="" type="checkbox"/>	<input checked="" type="checkbox"/>
March	<input checked="" type="checkbox"/>	<input checked="" type="checkbox"/>	<input checked="" type="checkbox"/>	<input checked="" type="checkbox"/>	<input checked="" type="checkbox"/>
April	<input checked="" type="checkbox"/>	<input checked="" type="checkbox"/>	<input checked="" type="checkbox"/>	<input checked="" type="checkbox"/>	<input checked="" type="checkbox"/>
May	<input checked="" type="checkbox"/>	<input checked="" type="checkbox"/>	<input checked="" type="checkbox"/>	<input checked="" type="checkbox"/>	<input checked="" type="checkbox"/>
June	<input checked="" type="checkbox"/>	<input checked="" type="checkbox"/>	<input checked="" type="checkbox"/>	<input checked="" type="checkbox"/>	<input checked="" type="checkbox"/>
July	<input checked="" type="checkbox"/>	<input checked="" type="checkbox"/>	<input checked="" type="checkbox"/>	<input checked="" type="checkbox"/>	<input checked="" type="checkbox"/>
August	<input checked="" type="checkbox"/>	<input checked="" type="checkbox"/>	<input checked="" type="checkbox"/>	<input checked="" type="checkbox"/>	<input checked="" type="checkbox"/>
September	<input checked="" type="checkbox"/>	<input checked="" type="checkbox"/>	<input checked="" type="checkbox"/>	<input checked="" type="checkbox"/>	<input checked="" type="checkbox"/>
October	<input checked="" type="checkbox"/>	<input checked="" type="checkbox"/>	<input checked="" type="checkbox"/>	<input checked="" type="checkbox"/>	<input checked="" type="checkbox"/>
November	<input checked="" type="checkbox"/>	<input checked="" type="checkbox"/>	<input checked="" type="checkbox"/>	<input checked="" type="checkbox"/>	<input checked="" type="checkbox"/>
December	<input checked="" type="checkbox"/>	<input checked="" type="checkbox"/>	<input checked="" type="checkbox"/>	<input checked="" type="checkbox"/>	<input checked="" type="checkbox"/>

Would you like to tell the team anything else that may assist with the project?

Leave the KSM airport the way it is. There is nothing wrong with it.

Note: This survey had the following line initialed.

"We do not want the Saint Mary's runway to be shortened, because it will help eliminate economic activities."

Your name

Your email address (only if you would like to be added to the project email list for notifications)

Your phone number

This content is neither created nor endorsed by Google.

Google Forms

St. Mary's Airport Improvements

For travelers, residents, and elected officials. The purpose of this survey is to gather information for the airport condition and needs assessment. The survey closes on May 18, 2018.

DOT&PF operates all programs without regard to race, religion, color, gender, age, marital status, ability, or national origin. Full Title VI Nondiscrimination Policy: dot.alaska.gov/tvi_statement.shtml. To file a complaint, go to: dot.alaska.gov/cvlrts/titlevi.shtml.

In what city or village do you primarily live?

Mtn. Village

Do you live there year-round?

Yes ▼

If not, please describe the places you live and what times of the year you are in each place.

In what ways do use the St. Mary's Airport?

Personal travel

Business travel

Ordering goods and items

Shipping out goods and items

Other: _____

How often do you use the St. Mary's airport? Please explain.

Not much

How many adults (18 years old and older) live in your household?

5 or more ▼

How many children (under 18 years old) live in your household?

1 ▼

What months each year do you and other members of your household work for income, in any job or self-employment?

	You	Adult 2	Adult 3	Child 1	All others
January	<input checked="" type="checkbox"/>	<input type="checkbox"/>	<input type="checkbox"/>	<input type="checkbox"/>	<input type="checkbox"/>
February	<input checked="" type="checkbox"/>	<input type="checkbox"/>	<input type="checkbox"/>	<input type="checkbox"/>	<input type="checkbox"/>
March	<input checked="" type="checkbox"/>	<input type="checkbox"/>	<input type="checkbox"/>	<input type="checkbox"/>	<input type="checkbox"/>
April	<input checked="" type="checkbox"/>	<input type="checkbox"/>	<input type="checkbox"/>	<input type="checkbox"/>	<input type="checkbox"/>
May	<input checked="" type="checkbox"/>	<input type="checkbox"/>	<input type="checkbox"/>	<input type="checkbox"/>	<input type="checkbox"/>
June	<input checked="" type="checkbox"/>	<input type="checkbox"/>	<input type="checkbox"/>	<input type="checkbox"/>	<input type="checkbox"/>
July	<input checked="" type="checkbox"/>	<input type="checkbox"/>	<input type="checkbox"/>	<input type="checkbox"/>	<input type="checkbox"/>
August	<input checked="" type="checkbox"/>	<input type="checkbox"/>	<input type="checkbox"/>	<input type="checkbox"/>	<input type="checkbox"/>
September	<input checked="" type="checkbox"/>	<input type="checkbox"/>	<input type="checkbox"/>	<input type="checkbox"/>	<input type="checkbox"/>
October	<input checked="" type="checkbox"/>	<input type="checkbox"/>	<input type="checkbox"/>	<input type="checkbox"/>	<input type="checkbox"/>
November	<input checked="" type="checkbox"/>	<input type="checkbox"/>	<input type="checkbox"/>	<input type="checkbox"/>	<input type="checkbox"/>
December	<input checked="" type="checkbox"/>	<input type="checkbox"/>	<input type="checkbox"/>	<input type="checkbox"/>	<input type="checkbox"/>

What was your annual household income in 2016 and 2017?

	2016	2017
\$0 to \$29,999	<input checked="" type="checkbox"/>	<input checked="" type="checkbox"/>
\$30,000 to \$49,999	<input type="checkbox"/>	<input type="checkbox"/>
\$50,000 to \$74,999	<input type="checkbox"/>	<input type="checkbox"/>
\$75,000 to \$99,999	<input type="checkbox"/>	<input type="checkbox"/>
\$100,000 or more	<input type="checkbox"/>	<input type="checkbox"/>

What percentage of your income in 2017 did you receive from public or private employment, other than commercial fishing or processing? Full or part time, including employment with a tribal entity, Native Corporation, Yukon Kuskokwim Health Corporation, or the government.

100% ▼

What percentage of your income in 2017 did you receive from commercial fishing or processing?

0% ▼

What months each year do you and other members of your household participate in subsistence activities?

	You	Adult 2	Adult 3	Child 1	All others
January	<input type="checkbox"/>	<input checked="" type="checkbox"/>	<input type="checkbox"/>	<input type="checkbox"/>	<input type="checkbox"/>
February	<input type="checkbox"/>	<input checked="" type="checkbox"/>	<input type="checkbox"/>	<input type="checkbox"/>	<input type="checkbox"/>
March	<input type="checkbox"/>	<input checked="" type="checkbox"/>	<input type="checkbox"/>	<input type="checkbox"/>	<input type="checkbox"/>
April	<input type="checkbox"/>	<input checked="" type="checkbox"/>	<input type="checkbox"/>	<input type="checkbox"/>	<input type="checkbox"/>
May	<input type="checkbox"/>	<input checked="" type="checkbox"/>	<input type="checkbox"/>	<input type="checkbox"/>	<input type="checkbox"/>
June	<input checked="" type="checkbox"/>	<input checked="" type="checkbox"/>	<input type="checkbox"/>	<input type="checkbox"/>	<input type="checkbox"/>
July	<input checked="" type="checkbox"/>	<input checked="" type="checkbox"/>	<input type="checkbox"/>	<input type="checkbox"/>	<input type="checkbox"/>
August	<input checked="" type="checkbox"/>	<input checked="" type="checkbox"/>	<input type="checkbox"/>	<input type="checkbox"/>	<input type="checkbox"/>
September	<input checked="" type="checkbox"/>	<input checked="" type="checkbox"/>	<input type="checkbox"/>	<input type="checkbox"/>	<input type="checkbox"/>
October	<input type="checkbox"/>	<input checked="" type="checkbox"/>	<input type="checkbox"/>	<input type="checkbox"/>	<input type="checkbox"/>
November	<input type="checkbox"/>	<input checked="" type="checkbox"/>	<input type="checkbox"/>	<input type="checkbox"/>	<input type="checkbox"/>
December	<input type="checkbox"/>	<input checked="" type="checkbox"/>	<input type="checkbox"/>	<input type="checkbox"/>	<input type="checkbox"/>

Would you like to tell the team anything else that may assist with the project?

Note: This survey had the following lines initialed.

"We need the state to regularly maintain the AWAICS system."

"We do not want the Saint Mary's runway to be shortened, because it will help eliminate economic activities."

Your name

Your email address (only if you would like to be added to the project email list for notifications)

Your phone number

This content is neither created nor endorsed by Google.

Google Forms

St. Mary's Airport Improvements

For travelers, residents, and elected officials. The purpose of this survey is to gather information for the airport condition and needs assessment. The survey closes on May 18, 2018.

DOT&PF operates all programs without regard to race, religion, color, gender, age, marital status, ability, or national origin. Full Title VI Nondiscrimination Policy: dot.alaska.gov/tvi_statement.shtml. To file a complaint, go to: dot.alaska.gov/cvlrts/titlevi.shtml.

In what city or village do you primarily live?

Mtn. Village

Do you live there year-round?

Yes ▼

If not, please describe the places you live and what times of the year you are in each place.

In what ways do use the St. Mary's Airport?

Personal travel

Business travel

Ordering goods and items

Shipping out goods and items

Other: _____

How often do you use the St. Mary's airport? Please explain.

Couple times a year.

How many adults (18 years old and older) live in your household?

4 ▼

How many children (under 18 years old) live in your household?

5 or more ▼

What months each year do you and other members of your household work for income, in any job or self-employment?

	You	Adult 2	Adult 3	Child 1	All others
January	<input type="checkbox"/>	<input type="checkbox"/>	<input type="checkbox"/>	<input type="checkbox"/>	<input type="checkbox"/>
February	<input type="checkbox"/>	<input type="checkbox"/>	<input type="checkbox"/>	<input type="checkbox"/>	<input type="checkbox"/>
March	<input type="checkbox"/>	<input type="checkbox"/>	<input type="checkbox"/>	<input type="checkbox"/>	<input type="checkbox"/>
April	<input type="checkbox"/>	<input type="checkbox"/>	<input type="checkbox"/>	<input type="checkbox"/>	<input type="checkbox"/>
May	<input type="checkbox"/>	<input type="checkbox"/>	<input type="checkbox"/>	<input type="checkbox"/>	<input type="checkbox"/>
June	<input type="checkbox"/>	<input type="checkbox"/>	<input type="checkbox"/>	<input type="checkbox"/>	<input type="checkbox"/>
July	<input type="checkbox"/>	<input type="checkbox"/>	<input type="checkbox"/>	<input type="checkbox"/>	<input type="checkbox"/>
August	<input type="checkbox"/>	<input type="checkbox"/>	<input type="checkbox"/>	<input type="checkbox"/>	<input type="checkbox"/>
September	<input type="checkbox"/>	<input type="checkbox"/>	<input type="checkbox"/>	<input type="checkbox"/>	<input type="checkbox"/>
October	<input type="checkbox"/>	<input type="checkbox"/>	<input type="checkbox"/>	<input type="checkbox"/>	<input type="checkbox"/>
November	<input type="checkbox"/>	<input type="checkbox"/>	<input type="checkbox"/>	<input type="checkbox"/>	<input type="checkbox"/>
December	<input type="checkbox"/>	<input type="checkbox"/>	<input type="checkbox"/>	<input type="checkbox"/>	<input type="checkbox"/>

What was your annual household income in 2016 and 2017?

	2016	2017
\$0 to \$29,999	<input checked="" type="checkbox"/>	<input checked="" type="checkbox"/>
\$30,000 to \$49,999	<input type="checkbox"/>	<input type="checkbox"/>
\$50,000 to \$74,999	<input type="checkbox"/>	<input type="checkbox"/>
\$75,000 to \$99,999	<input type="checkbox"/>	<input type="checkbox"/>
\$100,000 or more	<input type="checkbox"/>	<input type="checkbox"/>

What percentage of your income in 2017 did you receive from public or private employment, other than commercial fishing or processing? Full or part time, including employment with a tribal entity, Native Corporation, Yukon Kuskokwim Health Corporation, or the government.

Choose ▼

What percentage of your income in 2017 did you receive from commercial fishing or processing?

Choose ▼

What months each year do you and other members of your household participate in subsistence activities?

	You	Adult 2	Adult 3	Child 1	All others
January	<input type="checkbox"/>	<input type="checkbox"/>	<input type="checkbox"/>	<input type="checkbox"/>	<input type="checkbox"/>
February	<input type="checkbox"/>	<input type="checkbox"/>	<input type="checkbox"/>	<input type="checkbox"/>	<input type="checkbox"/>
March	<input checked="" type="checkbox"/>	<input type="checkbox"/>	<input type="checkbox"/>	<input type="checkbox"/>	<input type="checkbox"/>
April	<input checked="" type="checkbox"/>	<input type="checkbox"/>	<input type="checkbox"/>	<input type="checkbox"/>	<input type="checkbox"/>
May	<input checked="" type="checkbox"/>	<input type="checkbox"/>	<input type="checkbox"/>	<input type="checkbox"/>	<input type="checkbox"/>
June	<input checked="" type="checkbox"/>	<input type="checkbox"/>	<input type="checkbox"/>	<input type="checkbox"/>	<input type="checkbox"/>
July	<input checked="" type="checkbox"/>	<input type="checkbox"/>	<input type="checkbox"/>	<input type="checkbox"/>	<input type="checkbox"/>
August	<input checked="" type="checkbox"/>	<input type="checkbox"/>	<input type="checkbox"/>	<input type="checkbox"/>	<input type="checkbox"/>
September	<input type="checkbox"/>	<input type="checkbox"/>	<input type="checkbox"/>	<input type="checkbox"/>	<input type="checkbox"/>
October	<input type="checkbox"/>	<input type="checkbox"/>	<input type="checkbox"/>	<input type="checkbox"/>	<input type="checkbox"/>
November	<input type="checkbox"/>	<input type="checkbox"/>	<input type="checkbox"/>	<input type="checkbox"/>	<input type="checkbox"/>
December	<input type="checkbox"/>	<input type="checkbox"/>	<input type="checkbox"/>	<input type="checkbox"/>	<input type="checkbox"/>

Would you like to tell the team anything else that may assist with the project?

Your name

Your email address (only if you would like to be added to the project email list for notifications)

Your phone number

This content is neither created nor endorsed by Google.

Google Forms

St. Mary's Airport Improvements

For travelers, residents, and elected officials. The purpose of this survey is to gather information for the airport condition and needs assessment. The survey closes on May 18, 2018.

DOT&PF operates all programs without regard to race, religion, color, gender, age, marital status, ability, or national origin. Full Title VI Nondiscrimination Policy: dot.alaska.gov/tvi_statement.shtml. To file a complaint, go to: dot.alaska.gov/cvlrts/titlevi.shtml.

In what city or village do you primarily live?

Saint Marys, AK

Do you live there year-round?

Yes ▼

If not, please describe the places you live and what times of the year you are in each place.

In what ways do use the St. Mary's Airport?

- Personal travel
- Business travel
- Ordering goods and items
- Shipping out goods and items
- Other: _____

How often do you use the St. Mary's airport? Please explain.

As often as my needs require. Be it personal or required to reach outside entities for health needs.

How many adults (18 years old and older) live in your household?

5 or more ▼

How many children (under 18 years old) live in your household?

1 ▼

What months each year do you and other members of your household work for income, in any job or self-employment?

	You	Adult 2	Adult 3	Child 1	All others
January	<input type="checkbox"/>	<input type="checkbox"/>	<input type="checkbox"/>	<input type="checkbox"/>	<input checked="" type="checkbox"/>
February	<input type="checkbox"/>	<input type="checkbox"/>	<input type="checkbox"/>	<input type="checkbox"/>	<input checked="" type="checkbox"/>
March	<input type="checkbox"/>	<input type="checkbox"/>	<input type="checkbox"/>	<input type="checkbox"/>	<input checked="" type="checkbox"/>
April	<input type="checkbox"/>	<input type="checkbox"/>	<input type="checkbox"/>	<input type="checkbox"/>	<input checked="" type="checkbox"/>
May	<input type="checkbox"/>	<input type="checkbox"/>	<input type="checkbox"/>	<input type="checkbox"/>	<input checked="" type="checkbox"/>
June	<input type="checkbox"/>	<input type="checkbox"/>	<input type="checkbox"/>	<input type="checkbox"/>	<input checked="" type="checkbox"/>
July	<input type="checkbox"/>	<input type="checkbox"/>	<input type="checkbox"/>	<input type="checkbox"/>	<input checked="" type="checkbox"/>
August	<input type="checkbox"/>	<input type="checkbox"/>	<input type="checkbox"/>	<input type="checkbox"/>	<input checked="" type="checkbox"/>
September	<input type="checkbox"/>	<input type="checkbox"/>	<input type="checkbox"/>	<input type="checkbox"/>	<input checked="" type="checkbox"/>
October	<input type="checkbox"/>	<input type="checkbox"/>	<input type="checkbox"/>	<input type="checkbox"/>	<input checked="" type="checkbox"/>
November	<input type="checkbox"/>	<input type="checkbox"/>	<input type="checkbox"/>	<input type="checkbox"/>	<input checked="" type="checkbox"/>
December	<input type="checkbox"/>	<input type="checkbox"/>	<input type="checkbox"/>	<input type="checkbox"/>	<input checked="" type="checkbox"/>

What was your annual household income in 2016 and 2017?

	2016	2017
\$0 to \$29,999	<input checked="" type="checkbox"/>	<input checked="" type="checkbox"/>
\$30,000 to \$49,999	<input type="checkbox"/>	<input type="checkbox"/>
\$50,000 to \$74,999	<input type="checkbox"/>	<input type="checkbox"/>
\$75,000 to \$99,999	<input type="checkbox"/>	<input type="checkbox"/>
\$100,000 or more	<input type="checkbox"/>	<input type="checkbox"/>

What percentage of your income in 2017 did you receive from public or private employment, other than commercial fishing or processing? Full or part time, including employment with a tribal entity, Native Corporation, Yukon Kuskokwim Health Corporation, or the government.

100% ▼

What percentage of your income in 2017 did you receive from commercial fishing or processing?

0% ▼

What months each year do you and other members of your household participate in subsistence activities?

	You	Adult 2	Adult 3	Child 1	All others
January	<input checked="" type="checkbox"/>	<input type="checkbox"/>	<input checked="" type="checkbox"/>	<input type="checkbox"/>	<input checked="" type="checkbox"/>
February	<input checked="" type="checkbox"/>	<input type="checkbox"/>	<input checked="" type="checkbox"/>	<input type="checkbox"/>	<input checked="" type="checkbox"/>
March	<input checked="" type="checkbox"/>	<input type="checkbox"/>	<input checked="" type="checkbox"/>	<input type="checkbox"/>	<input checked="" type="checkbox"/>
April	<input checked="" type="checkbox"/>	<input type="checkbox"/>	<input checked="" type="checkbox"/>	<input type="checkbox"/>	<input checked="" type="checkbox"/>
May	<input checked="" type="checkbox"/>	<input type="checkbox"/>	<input checked="" type="checkbox"/>	<input type="checkbox"/>	<input checked="" type="checkbox"/>
June	<input checked="" type="checkbox"/>	<input type="checkbox"/>	<input checked="" type="checkbox"/>	<input type="checkbox"/>	<input checked="" type="checkbox"/>
July	<input checked="" type="checkbox"/>	<input type="checkbox"/>	<input checked="" type="checkbox"/>	<input type="checkbox"/>	<input checked="" type="checkbox"/>
August	<input checked="" type="checkbox"/>	<input type="checkbox"/>	<input checked="" type="checkbox"/>	<input type="checkbox"/>	<input checked="" type="checkbox"/>
September	<input checked="" type="checkbox"/>	<input type="checkbox"/>	<input checked="" type="checkbox"/>	<input type="checkbox"/>	<input checked="" type="checkbox"/>
October	<input checked="" type="checkbox"/>	<input type="checkbox"/>	<input checked="" type="checkbox"/>	<input type="checkbox"/>	<input checked="" type="checkbox"/>
November	<input checked="" type="checkbox"/>	<input type="checkbox"/>	<input checked="" type="checkbox"/>	<input type="checkbox"/>	<input checked="" type="checkbox"/>
December	<input checked="" type="checkbox"/>	<input type="checkbox"/>	<input checked="" type="checkbox"/>	<input type="checkbox"/>	<input checked="" type="checkbox"/>

Would you like to tell the team anything else that may assist with the project?

All entities require air transport to meet the needs of the communities.

Your name

Your email address (only if you would like to be added to the project email list for notifications)

Your phone number

This content is neither created nor endorsed by Google.

Google Forms

St. Mary's Airport Improvements

For travelers, residents, and elected officials. The purpose of this survey is to gather information for the airport condition and needs assessment. The survey closes on May 18, 2018.

DOT&PF operates all programs without regard to race, religion, color, gender, age, marital status, ability, or national origin. Full Title VI Nondiscrimination Policy: dot.alaska.gov/tvi_statement.shtml. To file a complaint, go to: dot.alaska.gov/cvlrts/titlevi.shtml.

In what city or village do you primarily live?

St. Mary's Alaska

Do you live there year-round?

Yes ▼

If not, please describe the places you live and what times of the year you are in each place.

In what ways do use the St. Mary's Airport?

- Personal travel
 - Business travel
 - Ordering goods and items
 - Shipping out goods and items
 - Other: Pick up/bring family friends traveling
-

How often do you use the St. Mary's airport? Please explain.

When needed to travel.

How many adults (18 years old and older) live in your household?

4 ▼

How many children (under 18 years old) live in your household?

2 ▼

What months each year do you and other members of your household work for income, in any job or self-employment?

	You	Adult 2	Adult 3	Child 1	All others
January	<input checked="" type="checkbox"/>	<input type="checkbox"/>	<input checked="" type="checkbox"/>	<input type="checkbox"/>	<input type="checkbox"/>
February	<input checked="" type="checkbox"/>	<input type="checkbox"/>	<input checked="" type="checkbox"/>	<input type="checkbox"/>	<input type="checkbox"/>
March	<input checked="" type="checkbox"/>	<input type="checkbox"/>	<input checked="" type="checkbox"/>	<input type="checkbox"/>	<input type="checkbox"/>
April	<input checked="" type="checkbox"/>	<input type="checkbox"/>	<input checked="" type="checkbox"/>	<input type="checkbox"/>	<input type="checkbox"/>
May	<input checked="" type="checkbox"/>	<input type="checkbox"/>	<input checked="" type="checkbox"/>	<input type="checkbox"/>	<input type="checkbox"/>
June	<input type="checkbox"/>	<input type="checkbox"/>	<input checked="" type="checkbox"/>	<input type="checkbox"/>	<input type="checkbox"/>
July	<input type="checkbox"/>	<input type="checkbox"/>	<input checked="" type="checkbox"/>	<input type="checkbox"/>	<input type="checkbox"/>
August	<input checked="" type="checkbox"/>	<input type="checkbox"/>	<input checked="" type="checkbox"/>	<input type="checkbox"/>	<input type="checkbox"/>
September	<input checked="" type="checkbox"/>	<input type="checkbox"/>	<input checked="" type="checkbox"/>	<input type="checkbox"/>	<input type="checkbox"/>
October	<input checked="" type="checkbox"/>	<input type="checkbox"/>	<input checked="" type="checkbox"/>	<input type="checkbox"/>	<input type="checkbox"/>
November	<input checked="" type="checkbox"/>	<input type="checkbox"/>	<input checked="" type="checkbox"/>	<input type="checkbox"/>	<input type="checkbox"/>
December	<input checked="" type="checkbox"/>	<input type="checkbox"/>	<input checked="" type="checkbox"/>	<input type="checkbox"/>	<input type="checkbox"/>

What was your annual household income in 2016 and 2017?

	2016	2017
\$0 to \$29,999	<input type="checkbox"/>	<input type="checkbox"/>
\$30,000 to \$49,999	<input checked="" type="checkbox"/>	<input checked="" type="checkbox"/>
\$50,000 to \$74,999	<input type="checkbox"/>	<input type="checkbox"/>
\$75,000 to \$99,999	<input type="checkbox"/>	<input type="checkbox"/>
\$100,000 or more	<input type="checkbox"/>	<input type="checkbox"/>

What percentage of your income in 2017 did you receive from public or private employment, other than commercial fishing or processing? Full or part time, including employment with a tribal entity, Native Corporation, Yukon Kuskokwim Health Corporation, or the government.

20% ▼

What percentage of your income in 2017 did you receive from commercial fishing or processing?

0% ▼

What months each year do you and other members of your household participate in subsistence activities?

	You	Adult 2	Adult 3	Child 1	All others
January	<input checked="" type="checkbox"/>	<input checked="" type="checkbox"/>	<input checked="" type="checkbox"/>	<input checked="" type="checkbox"/>	<input checked="" type="checkbox"/>
February	<input checked="" type="checkbox"/>	<input checked="" type="checkbox"/>	<input checked="" type="checkbox"/>	<input checked="" type="checkbox"/>	<input checked="" type="checkbox"/>
March	<input checked="" type="checkbox"/>	<input checked="" type="checkbox"/>	<input checked="" type="checkbox"/>	<input checked="" type="checkbox"/>	<input checked="" type="checkbox"/>
April	<input checked="" type="checkbox"/>	<input checked="" type="checkbox"/>	<input checked="" type="checkbox"/>	<input checked="" type="checkbox"/>	<input checked="" type="checkbox"/>
May	<input checked="" type="checkbox"/>	<input checked="" type="checkbox"/>	<input checked="" type="checkbox"/>	<input checked="" type="checkbox"/>	<input checked="" type="checkbox"/>
June	<input checked="" type="checkbox"/>	<input checked="" type="checkbox"/>	<input checked="" type="checkbox"/>	<input checked="" type="checkbox"/>	<input checked="" type="checkbox"/>
July	<input checked="" type="checkbox"/>	<input checked="" type="checkbox"/>	<input checked="" type="checkbox"/>	<input checked="" type="checkbox"/>	<input checked="" type="checkbox"/>
August	<input checked="" type="checkbox"/>	<input checked="" type="checkbox"/>	<input checked="" type="checkbox"/>	<input checked="" type="checkbox"/>	<input checked="" type="checkbox"/>
September	<input checked="" type="checkbox"/>	<input checked="" type="checkbox"/>	<input checked="" type="checkbox"/>	<input checked="" type="checkbox"/>	<input checked="" type="checkbox"/>
October	<input checked="" type="checkbox"/>	<input checked="" type="checkbox"/>	<input checked="" type="checkbox"/>	<input checked="" type="checkbox"/>	<input checked="" type="checkbox"/>
November	<input checked="" type="checkbox"/>	<input checked="" type="checkbox"/>	<input checked="" type="checkbox"/>	<input checked="" type="checkbox"/>	<input checked="" type="checkbox"/>
December	<input checked="" type="checkbox"/>	<input checked="" type="checkbox"/>	<input checked="" type="checkbox"/>	<input checked="" type="checkbox"/>	<input checked="" type="checkbox"/>

Would you like to tell the team anything else that may assist with the project?

Your name

Your email address (only if you would like to be added to the project email list for notifications)

Your phone number

This content is neither created nor endorsed by Google.

Google Forms

St. Mary's Airport Improvements

For travelers, residents, and elected officials. The purpose of this survey is to gather information for the airport condition and needs assessment. The survey closes on May 18, 2018.

DOT&PF operates all programs without regard to race, religion, color, gender, age, marital status, ability, or national origin. Full Title VI Nondiscrimination Policy: dot.alaska.gov/tvi_statement.shtml. To file a complaint, go to: dot.alaska.gov/cvlrts/titlevi.shtml.

In what city or village do you primarily live?

St. Mary's, AK

Do you live there year-round?

Yes ▼

If not, please describe the places you live and what times of the year you are in each place.

In what ways do use the St. Mary's Airport?

- Personal travel
- Business travel
- Ordering goods and items
- Shipping out goods and items

Other: _____

How often do you use the St. Mary's airport? Please explain.

Daily mail, weekly freight, monthly travel.

How many adults (18 years old and older) live in your household?

2 ▼

How many children (under 18 years old) live in your household?

0 ▼

What months each year do you and other members of your household work for income, in any job or self-employment?

	You	Adult 2	Adult 3	Child 1	All others
January	<input checked="" type="checkbox"/>	<input checked="" type="checkbox"/>	<input type="checkbox"/>	<input type="checkbox"/>	<input type="checkbox"/>
February	<input checked="" type="checkbox"/>	<input checked="" type="checkbox"/>	<input type="checkbox"/>	<input type="checkbox"/>	<input type="checkbox"/>
March	<input checked="" type="checkbox"/>	<input checked="" type="checkbox"/>	<input type="checkbox"/>	<input type="checkbox"/>	<input type="checkbox"/>
April	<input checked="" type="checkbox"/>	<input checked="" type="checkbox"/>	<input type="checkbox"/>	<input type="checkbox"/>	<input type="checkbox"/>
May	<input checked="" type="checkbox"/>	<input checked="" type="checkbox"/>	<input type="checkbox"/>	<input type="checkbox"/>	<input type="checkbox"/>
June	<input type="checkbox"/>	<input checked="" type="checkbox"/>	<input type="checkbox"/>	<input type="checkbox"/>	<input type="checkbox"/>
July	<input type="checkbox"/>	<input checked="" type="checkbox"/>	<input type="checkbox"/>	<input type="checkbox"/>	<input type="checkbox"/>
August	<input checked="" type="checkbox"/>	<input checked="" type="checkbox"/>	<input type="checkbox"/>	<input type="checkbox"/>	<input type="checkbox"/>
September	<input checked="" type="checkbox"/>	<input checked="" type="checkbox"/>	<input type="checkbox"/>	<input type="checkbox"/>	<input type="checkbox"/>
October	<input checked="" type="checkbox"/>	<input checked="" type="checkbox"/>	<input type="checkbox"/>	<input type="checkbox"/>	<input type="checkbox"/>
November	<input checked="" type="checkbox"/>	<input checked="" type="checkbox"/>	<input type="checkbox"/>	<input type="checkbox"/>	<input type="checkbox"/>
December	<input checked="" type="checkbox"/>	<input checked="" type="checkbox"/>	<input type="checkbox"/>	<input type="checkbox"/>	<input type="checkbox"/>

What was your annual household income in 2016 and 2017?

	2016	2017
\$0 to \$29,999	<input type="checkbox"/>	<input type="checkbox"/>
\$30,000 to \$49,999	<input type="checkbox"/>	<input type="checkbox"/>
\$50,000 to \$74,999	<input type="checkbox"/>	<input type="checkbox"/>
\$75,000 to \$99,999	<input checked="" type="checkbox"/>	<input checked="" type="checkbox"/>
\$100,000 or more	<input type="checkbox"/>	<input type="checkbox"/>

What percentage of your income in 2017 did you receive from public or private employment, other than commercial fishing or processing? Full or part time, including employment with a tribal entity, Native Corporation, Yukon Kuskokwim Health Corporation, or the government.

100% ▼

What percentage of your income in 2017 did you receive from commercial fishing or processing?

Choose ▼

What months each year do you and other members of your household participate in subsistence activities?

	You	Adult 2	Adult 3	Child 1	All others
January	<input checked="" type="checkbox"/>	<input checked="" type="checkbox"/>	<input type="checkbox"/>	<input type="checkbox"/>	<input type="checkbox"/>
February	<input checked="" type="checkbox"/>	<input checked="" type="checkbox"/>	<input type="checkbox"/>	<input type="checkbox"/>	<input type="checkbox"/>
March	<input checked="" type="checkbox"/>	<input checked="" type="checkbox"/>	<input type="checkbox"/>	<input type="checkbox"/>	<input type="checkbox"/>
April	<input checked="" type="checkbox"/>	<input checked="" type="checkbox"/>	<input type="checkbox"/>	<input type="checkbox"/>	<input type="checkbox"/>
May	<input checked="" type="checkbox"/>	<input checked="" type="checkbox"/>	<input type="checkbox"/>	<input type="checkbox"/>	<input type="checkbox"/>
June	<input checked="" type="checkbox"/>	<input checked="" type="checkbox"/>	<input type="checkbox"/>	<input type="checkbox"/>	<input type="checkbox"/>
July	<input checked="" type="checkbox"/>	<input checked="" type="checkbox"/>	<input type="checkbox"/>	<input type="checkbox"/>	<input type="checkbox"/>
August	<input checked="" type="checkbox"/>	<input checked="" type="checkbox"/>	<input type="checkbox"/>	<input type="checkbox"/>	<input type="checkbox"/>
September	<input checked="" type="checkbox"/>	<input checked="" type="checkbox"/>	<input type="checkbox"/>	<input type="checkbox"/>	<input type="checkbox"/>
October	<input checked="" type="checkbox"/>	<input checked="" type="checkbox"/>	<input type="checkbox"/>	<input type="checkbox"/>	<input type="checkbox"/>
November	<input checked="" type="checkbox"/>	<input checked="" type="checkbox"/>	<input type="checkbox"/>	<input type="checkbox"/>	<input type="checkbox"/>
December	<input checked="" type="checkbox"/>	<input checked="" type="checkbox"/>	<input type="checkbox"/>	<input type="checkbox"/>	<input type="checkbox"/>

Would you like to tell the team anything else that may assist with the project?

Needless to say the St. Mary's airport is our only mode of transportation to access the greater part of Alaska and beyond. We rely on it for mail, freight and most travel. We need larger airports to haul in freight and bypass and haul out salmon in the summer and fall months. If changes were to occur, we need to have a full length cross-wind runway to improve accessibility.

Your name

Teresa Paukan

Your email address (only if you would like to be added to the project email list for notifications)

tpaukan@gmail.com

Your phone number

This content is neither created nor endorsed by Google.

Google Forms

St. Mary's Airport Improvements

For travelers, residents, and elected officials. The purpose of this survey is to gather information for the airport condition and needs assessment. The survey closes on May 18, 2018.

DOT&PF operates all programs without regard to race, religion, color, gender, age, marital status, ability, or national origin. Full Title VI Nondiscrimination Policy: dot.alaska.gov/tvi_statement.shtml. To file a complaint, go to: dot.alaska.gov/cvlrts/titlevi.shtml.

In what city or village do you primarily live?

Mtn Village

Do you live there year-round?

Yes ▼

If not, please describe the places you live and what times of the year you are in each place.

In what ways do use the St. Mary's Airport?

Personal travel

Business travel

Ordering goods and items

Shipping out goods and items

Other:

How often do you use the St. Mary's airport? Please explain.

I use it for travel and pick up products.

How many adults (18 years old and older) live in your household?

4 ▼

How many children (under 18 years old) live in your household?

3 ▼

What months each year do you and other members of your household work for income, in any job or self-employment?

	You	Adult 2	Adult 3	Child 1	All others
January	<input checked="" type="checkbox"/>	<input type="checkbox"/>	<input type="checkbox"/>	<input type="checkbox"/>	<input type="checkbox"/>
February	<input checked="" type="checkbox"/>	<input type="checkbox"/>	<input type="checkbox"/>	<input type="checkbox"/>	<input type="checkbox"/>
March	<input checked="" type="checkbox"/>	<input type="checkbox"/>	<input type="checkbox"/>	<input type="checkbox"/>	<input type="checkbox"/>
April	<input checked="" type="checkbox"/>	<input type="checkbox"/>	<input type="checkbox"/>	<input type="checkbox"/>	<input type="checkbox"/>
May	<input checked="" type="checkbox"/>	<input type="checkbox"/>	<input type="checkbox"/>	<input type="checkbox"/>	<input type="checkbox"/>
June	<input checked="" type="checkbox"/>	<input type="checkbox"/>	<input type="checkbox"/>	<input type="checkbox"/>	<input type="checkbox"/>
July	<input checked="" type="checkbox"/>	<input type="checkbox"/>	<input type="checkbox"/>	<input type="checkbox"/>	<input type="checkbox"/>
August	<input checked="" type="checkbox"/>	<input type="checkbox"/>	<input type="checkbox"/>	<input type="checkbox"/>	<input type="checkbox"/>
September	<input checked="" type="checkbox"/>	<input type="checkbox"/>	<input type="checkbox"/>	<input type="checkbox"/>	<input type="checkbox"/>
October	<input checked="" type="checkbox"/>	<input type="checkbox"/>	<input type="checkbox"/>	<input type="checkbox"/>	<input type="checkbox"/>
November	<input checked="" type="checkbox"/>	<input type="checkbox"/>	<input type="checkbox"/>	<input type="checkbox"/>	<input type="checkbox"/>
December	<input checked="" type="checkbox"/>	<input type="checkbox"/>	<input type="checkbox"/>	<input type="checkbox"/>	<input type="checkbox"/>

What was your annual household income in 2016 and 2017?

	2016	2017
\$0 to \$29,999	<input checked="" type="checkbox"/>	<input checked="" type="checkbox"/>
\$30,000 to \$49,999	<input type="checkbox"/>	<input type="checkbox"/>
\$50,000 to \$74,999	<input type="checkbox"/>	<input type="checkbox"/>
\$75,000 to \$99,999	<input type="checkbox"/>	<input type="checkbox"/>
\$100,000 or more	<input type="checkbox"/>	<input type="checkbox"/>

What percentage of your income in 2017 did you receive from public or private employment, other than commercial fishing or processing? Full or part time, including employment with a tribal entity, Native Corporation, Yukon Kuskokwim Health Corporation, or the government.

10% ▼

What percentage of your income in 2017 did you receive from commercial fishing or processing?

10% ▼

What months each year do you and other members of your household participate in subsistence activities?

	You	Adult 2	Adult 3	Child 1	All others
January	<input type="checkbox"/>	<input type="checkbox"/>	<input type="checkbox"/>	<input type="checkbox"/>	<input type="checkbox"/>
February	<input type="checkbox"/>	<input type="checkbox"/>	<input type="checkbox"/>	<input type="checkbox"/>	<input type="checkbox"/>
March	<input type="checkbox"/>	<input type="checkbox"/>	<input type="checkbox"/>	<input type="checkbox"/>	<input type="checkbox"/>
April	<input type="checkbox"/>	<input type="checkbox"/>	<input type="checkbox"/>	<input type="checkbox"/>	<input type="checkbox"/>
May	<input type="checkbox"/>	<input type="checkbox"/>	<input type="checkbox"/>	<input type="checkbox"/>	<input type="checkbox"/>
June	<input type="checkbox"/>	<input type="checkbox"/>	<input type="checkbox"/>	<input type="checkbox"/>	<input type="checkbox"/>
July	<input type="checkbox"/>	<input type="checkbox"/>	<input type="checkbox"/>	<input type="checkbox"/>	<input type="checkbox"/>
August	<input checked="" type="checkbox"/>	<input type="checkbox"/>	<input type="checkbox"/>	<input type="checkbox"/>	<input type="checkbox"/>
September	<input checked="" type="checkbox"/>	<input type="checkbox"/>	<input type="checkbox"/>	<input type="checkbox"/>	<input type="checkbox"/>
October	<input type="checkbox"/>	<input type="checkbox"/>	<input type="checkbox"/>	<input type="checkbox"/>	<input type="checkbox"/>
November	<input type="checkbox"/>	<input type="checkbox"/>	<input type="checkbox"/>	<input type="checkbox"/>	<input type="checkbox"/>
December	<input type="checkbox"/>	<input type="checkbox"/>	<input type="checkbox"/>	<input type="checkbox"/>	<input type="checkbox"/>

Would you like to tell the team anything else that may assist with the project?

Make it work put on LED roads lights.

Note: This survey had the following line initialed.

"We need the state to regularly maintain the AWAICS system."

Your name

Your email address (only if you would like to be added to the project email list for notifications)

serv72waskey@gmail.com

Your phone number

545-7236

This content is neither created nor endorsed by Google.

Google Forms

St. Mary's Airport Improvements

For travelers, residents, and elected officials. The purpose of this survey is to gather information for the airport condition and needs assessment. The survey closes on May 18, 2018.

DOT&PF operates all programs without regard to race, religion, color, gender, age, marital status, ability, or national origin. Full Title VI Nondiscrimination Policy: dot.alaska.gov/tvi_statement.shtml. To file a complaint, go to: dot.alaska.gov/cvlrts/titlevi.shtml.

In what city or village do you primarily live?

St. Mary's, Alaska

Do you live there year-round?

Yes ▼

If not, please describe the places you live and what times of the year you are in each place.

In what ways do use the St. Mary's Airport?

- Personal travel
- Business travel
- Ordering goods and items
- Shipping out goods and items

Other:

How often do you use the St. Mary's airport? Please explain.

Daily mail, weekly freight, monthly travel.

How many adults (18 years old and older) live in your household?

2 ▼

How many children (under 18 years old) live in your household?

0 ▼

What months each year do you and other members of your household work for income, in any job or self-employment?

	You	Adult 2	Adult 3	Child 1	All others
January	<input checked="" type="checkbox"/>	<input checked="" type="checkbox"/>	<input type="checkbox"/>	<input type="checkbox"/>	<input type="checkbox"/>
February	<input checked="" type="checkbox"/>	<input checked="" type="checkbox"/>	<input type="checkbox"/>	<input type="checkbox"/>	<input type="checkbox"/>
March	<input checked="" type="checkbox"/>	<input checked="" type="checkbox"/>	<input type="checkbox"/>	<input type="checkbox"/>	<input type="checkbox"/>
April	<input checked="" type="checkbox"/>	<input checked="" type="checkbox"/>	<input type="checkbox"/>	<input type="checkbox"/>	<input type="checkbox"/>
May	<input checked="" type="checkbox"/>	<input checked="" type="checkbox"/>	<input type="checkbox"/>	<input type="checkbox"/>	<input type="checkbox"/>
June	<input checked="" type="checkbox"/>	<input type="checkbox"/>	<input type="checkbox"/>	<input type="checkbox"/>	<input type="checkbox"/>
July	<input checked="" type="checkbox"/>	<input type="checkbox"/>	<input type="checkbox"/>	<input type="checkbox"/>	<input type="checkbox"/>
August	<input checked="" type="checkbox"/>	<input checked="" type="checkbox"/>	<input type="checkbox"/>	<input type="checkbox"/>	<input type="checkbox"/>
September	<input checked="" type="checkbox"/>	<input checked="" type="checkbox"/>	<input type="checkbox"/>	<input type="checkbox"/>	<input type="checkbox"/>
October	<input checked="" type="checkbox"/>	<input checked="" type="checkbox"/>	<input type="checkbox"/>	<input type="checkbox"/>	<input type="checkbox"/>
November	<input checked="" type="checkbox"/>	<input checked="" type="checkbox"/>	<input type="checkbox"/>	<input type="checkbox"/>	<input type="checkbox"/>
December	<input checked="" type="checkbox"/>	<input checked="" type="checkbox"/>	<input type="checkbox"/>	<input type="checkbox"/>	<input type="checkbox"/>

What was your annual household income in 2016 and 2017?

	2016	2017
\$0 to \$29,999	<input type="checkbox"/>	<input type="checkbox"/>
\$30,000 to \$49,999	<input type="checkbox"/>	<input checked="" type="checkbox"/>
\$50,000 to \$74,999	<input checked="" type="checkbox"/>	<input type="checkbox"/>
\$75,000 to \$99,999	<input type="checkbox"/>	<input type="checkbox"/>
\$100,000 or more	<input type="checkbox"/>	<input type="checkbox"/>

What percentage of your income in 2017 did you receive from public or private employment, other than commercial fishing or processing? Full or part time, including employment with a tribal entity, Native Corporation, Yukon Kuskokwim Health Corporation, or the government.

80% ▼

What percentage of your income in 2017 did you receive from commercial fishing or processing?

20% ▼

What months each year do you and other members of your household participate in subsistence activities?

	You	Adult 2	Adult 3	Child 1	All others
January	<input checked="" type="checkbox"/>	<input checked="" type="checkbox"/>	<input type="checkbox"/>	<input type="checkbox"/>	<input type="checkbox"/>
February	<input checked="" type="checkbox"/>	<input checked="" type="checkbox"/>	<input type="checkbox"/>	<input type="checkbox"/>	<input type="checkbox"/>
March	<input checked="" type="checkbox"/>	<input checked="" type="checkbox"/>	<input type="checkbox"/>	<input type="checkbox"/>	<input type="checkbox"/>
April	<input checked="" type="checkbox"/>	<input checked="" type="checkbox"/>	<input type="checkbox"/>	<input type="checkbox"/>	<input type="checkbox"/>
May	<input checked="" type="checkbox"/>	<input checked="" type="checkbox"/>	<input type="checkbox"/>	<input type="checkbox"/>	<input type="checkbox"/>
June	<input checked="" type="checkbox"/>	<input checked="" type="checkbox"/>	<input type="checkbox"/>	<input type="checkbox"/>	<input type="checkbox"/>
July	<input checked="" type="checkbox"/>	<input checked="" type="checkbox"/>	<input type="checkbox"/>	<input type="checkbox"/>	<input type="checkbox"/>
August	<input checked="" type="checkbox"/>	<input checked="" type="checkbox"/>	<input type="checkbox"/>	<input type="checkbox"/>	<input type="checkbox"/>
September	<input checked="" type="checkbox"/>	<input checked="" type="checkbox"/>	<input type="checkbox"/>	<input type="checkbox"/>	<input type="checkbox"/>
October	<input checked="" type="checkbox"/>	<input checked="" type="checkbox"/>	<input type="checkbox"/>	<input type="checkbox"/>	<input type="checkbox"/>
November	<input checked="" type="checkbox"/>	<input checked="" type="checkbox"/>	<input type="checkbox"/>	<input type="checkbox"/>	<input type="checkbox"/>
December	<input checked="" type="checkbox"/>	<input checked="" type="checkbox"/>	<input type="checkbox"/>	<input type="checkbox"/>	<input type="checkbox"/>

Would you like to tell the team anything else that may assist with the project?

The St. Mary's airport cannot be shortened because we need the Northern Air Cargo jet and Everetts DC-6 cargo planes for mail, freight, and summer commercial fishing fish hauls. The community of St. Mary's and the whole Yukon Delta region will be devastated and all the work done by the people to make this a hub will be for nothing. Ravn will be a monopoly in this region and the price of all goods and travel will skyrocket. We will go backwards on progress. We need a 6000 foot crosswind runway.

Your name

Francis C. Beans

Your email address (only if you would like to be added to the project email list for notifications)

francis.chunky.beans@gmail.com

Your phone number

907-438-6160

This content is neither created nor endorsed by Google.

Google Forms

St. Mary's Airport Improvements

For travelers, residents, and elected officials. The purpose of this survey is to gather information for the airport condition and needs assessment. The survey closes on May 18, 2018.

DOT&PF operates all programs without regard to race, religion, color, gender, age, marital status, ability, or national origin. Full Title VI Nondiscrimination Policy: dot.alaska.gov/tvi_statement.shtml. To file a complaint, go to: dot.alaska.gov/cvlrts/titlevi.shtml.

In what city or village do you primarily live?

Pitka's Point

Do you live there year-round?

Yes ▼

If not, please describe the places you live and what times of the year you are in each place.

In what ways do use the St. Mary's Airport?

- Personal travel
- Business travel
- Ordering goods and items
- Shipping out goods and items

Other:

How often do you use the St. Mary's airport? Please explain.

When ever I need to get somewhere there is no other road system, or to ship out big equipment.

How many adults (18 years old and older) live in your household?

1 ▼

How many children (under 18 years old) live in your household?

0 ▼

What months each year do you and other members of your household work for income, in any job or self-employment?

	You	Adult 2	Adult 3	Child 1	All others
January	<input checked="" type="checkbox"/>	<input type="checkbox"/>	<input type="checkbox"/>	<input type="checkbox"/>	<input type="checkbox"/>
February	<input checked="" type="checkbox"/>	<input type="checkbox"/>	<input type="checkbox"/>	<input type="checkbox"/>	<input type="checkbox"/>
March	<input checked="" type="checkbox"/>	<input type="checkbox"/>	<input type="checkbox"/>	<input type="checkbox"/>	<input type="checkbox"/>
April	<input checked="" type="checkbox"/>	<input type="checkbox"/>	<input type="checkbox"/>	<input type="checkbox"/>	<input type="checkbox"/>
May	<input checked="" type="checkbox"/>	<input type="checkbox"/>	<input type="checkbox"/>	<input type="checkbox"/>	<input type="checkbox"/>
June	<input checked="" type="checkbox"/>	<input type="checkbox"/>	<input type="checkbox"/>	<input type="checkbox"/>	<input type="checkbox"/>
July	<input checked="" type="checkbox"/>	<input type="checkbox"/>	<input type="checkbox"/>	<input type="checkbox"/>	<input type="checkbox"/>
August	<input checked="" type="checkbox"/>	<input type="checkbox"/>	<input type="checkbox"/>	<input type="checkbox"/>	<input type="checkbox"/>
September	<input checked="" type="checkbox"/>	<input type="checkbox"/>	<input type="checkbox"/>	<input type="checkbox"/>	<input type="checkbox"/>
October	<input checked="" type="checkbox"/>	<input type="checkbox"/>	<input type="checkbox"/>	<input type="checkbox"/>	<input type="checkbox"/>
November	<input checked="" type="checkbox"/>	<input type="checkbox"/>	<input type="checkbox"/>	<input type="checkbox"/>	<input type="checkbox"/>
December	<input checked="" type="checkbox"/>	<input type="checkbox"/>	<input type="checkbox"/>	<input type="checkbox"/>	<input type="checkbox"/>

What was your annual household income in 2016 and 2017?

	2016	2017
\$0 to \$29,999	<input checked="" type="checkbox"/>	<input checked="" type="checkbox"/>
\$30,000 to \$49,999	<input type="checkbox"/>	<input type="checkbox"/>
\$50,000 to \$74,999	<input type="checkbox"/>	<input type="checkbox"/>
\$75,000 to \$99,999	<input type="checkbox"/>	<input type="checkbox"/>
\$100,000 or more	<input type="checkbox"/>	<input type="checkbox"/>

What percentage of your income in 2017 did you receive from public or private employment, other than commercial fishing or processing? Full or part time, including employment with a tribal entity, Native Corporation, Yukon Kuskokwim Health Corporation, or the government.

80% ▼

What percentage of your income in 2017 did you receive from commercial fishing or processing?

10% ▼

What months each year do you and other members of your household participate in subsistence activities?

	You	Adult 2	Adult 3	Child 1	All others
January	<input checked="" type="checkbox"/>	<input type="checkbox"/>	<input type="checkbox"/>	<input type="checkbox"/>	<input type="checkbox"/>
February	<input checked="" type="checkbox"/>	<input type="checkbox"/>	<input type="checkbox"/>	<input type="checkbox"/>	<input type="checkbox"/>
March	<input checked="" type="checkbox"/>	<input type="checkbox"/>	<input type="checkbox"/>	<input type="checkbox"/>	<input type="checkbox"/>
April	<input checked="" type="checkbox"/>	<input type="checkbox"/>	<input type="checkbox"/>	<input type="checkbox"/>	<input type="checkbox"/>
May	<input checked="" type="checkbox"/>	<input type="checkbox"/>	<input type="checkbox"/>	<input type="checkbox"/>	<input type="checkbox"/>
June	<input checked="" type="checkbox"/>	<input type="checkbox"/>	<input type="checkbox"/>	<input type="checkbox"/>	<input type="checkbox"/>
July	<input checked="" type="checkbox"/>	<input type="checkbox"/>	<input type="checkbox"/>	<input type="checkbox"/>	<input type="checkbox"/>
August	<input checked="" type="checkbox"/>	<input type="checkbox"/>	<input type="checkbox"/>	<input type="checkbox"/>	<input type="checkbox"/>
September	<input checked="" type="checkbox"/>	<input type="checkbox"/>	<input type="checkbox"/>	<input type="checkbox"/>	<input type="checkbox"/>
October	<input checked="" type="checkbox"/>	<input type="checkbox"/>	<input type="checkbox"/>	<input type="checkbox"/>	<input type="checkbox"/>
November	<input checked="" type="checkbox"/>	<input type="checkbox"/>	<input type="checkbox"/>	<input type="checkbox"/>	<input type="checkbox"/>
December	<input checked="" type="checkbox"/>	<input type="checkbox"/>	<input type="checkbox"/>	<input type="checkbox"/>	<input type="checkbox"/>

Would you like to tell the team anything else that may assist with the project?

Do not shorten the St. Mary's Airport runway. If we ever had an environmental disaster of any kind that we'd need the larger carriers to come and bring emergency equipment like such as oil clean up kits or something that may cause a natural disaster. We'd have a good long runway to expect emergency equipment to get here fast (ASAP). This is one of the biggest landing strips in miles and miles in the higher elevation it's on with connecting road system to a barge dock.

Your name

Paul Lamont

Your email address (only if you would like to be added to the project email list for notifications)

Your phone number

907-438-2953 is my Native Corporation Ph #

This content is neither created nor endorsed by Google.

Google Forms

St. Mary's Airport Improvements

For travelers, residents, and elected officials. The purpose of this survey is to gather information for the airport condition and needs assessment. The survey closes on May 18, 2018.

DOT&PF operates all programs without regard to race, religion, color, gender, age, marital status, ability, or national origin. Full Title VI Nondiscrimination Policy: dot.alaska.gov/tvi_statement.shtml. To file a complaint, go to: dot.alaska.gov/cvlrts/titlevi.shtml.

In what city or village do you primarily live?

St. Mary's, AK

Do you live there year-round?

No ▼

If not, please describe the places you live and what times of the year you are in each place.

9 months in St. Mary's, 3 months in Oregon/Idaho

In what ways do use the St. Mary's Airport?

Personal travel

Business travel

Ordering goods and items

Shipping out goods and items

Other: _____

How often do you use the St. Mary's airport? Please explain.

2X month for 9 months, August - May

How many adults (18 years old and older) live in your household?

2 ▼

How many children (under 18 years old) live in your household?

Choose ▼

What months each year do you and other members of your household work for income, in any job or self-employment?

	You	Adult 2	Adult 3	Child 1	All others
January	<input checked="" type="checkbox"/>	<input checked="" type="checkbox"/>	<input type="checkbox"/>	<input type="checkbox"/>	<input type="checkbox"/>
February	<input checked="" type="checkbox"/>	<input checked="" type="checkbox"/>	<input type="checkbox"/>	<input type="checkbox"/>	<input type="checkbox"/>
March	<input checked="" type="checkbox"/>	<input checked="" type="checkbox"/>	<input type="checkbox"/>	<input type="checkbox"/>	<input type="checkbox"/>
April	<input checked="" type="checkbox"/>	<input checked="" type="checkbox"/>	<input type="checkbox"/>	<input type="checkbox"/>	<input type="checkbox"/>
May	<input checked="" type="checkbox"/>	<input checked="" type="checkbox"/>	<input type="checkbox"/>	<input type="checkbox"/>	<input type="checkbox"/>
June	<input checked="" type="checkbox"/>	<input checked="" type="checkbox"/>	<input type="checkbox"/>	<input type="checkbox"/>	<input type="checkbox"/>
July	<input checked="" type="checkbox"/>	<input checked="" type="checkbox"/>	<input type="checkbox"/>	<input type="checkbox"/>	<input type="checkbox"/>
August	<input checked="" type="checkbox"/>	<input checked="" type="checkbox"/>	<input type="checkbox"/>	<input type="checkbox"/>	<input type="checkbox"/>
September	<input checked="" type="checkbox"/>	<input checked="" type="checkbox"/>	<input type="checkbox"/>	<input type="checkbox"/>	<input type="checkbox"/>
October	<input checked="" type="checkbox"/>	<input checked="" type="checkbox"/>	<input type="checkbox"/>	<input type="checkbox"/>	<input type="checkbox"/>
November	<input checked="" type="checkbox"/>	<input checked="" type="checkbox"/>	<input type="checkbox"/>	<input type="checkbox"/>	<input type="checkbox"/>
December	<input checked="" type="checkbox"/>	<input checked="" type="checkbox"/>	<input type="checkbox"/>	<input type="checkbox"/>	<input type="checkbox"/>

What was your annual household income in 2016 and 2017?

	2016	2017
\$0 to \$29,999	<input type="checkbox"/>	<input type="checkbox"/>
\$30,000 to \$49,999	<input type="checkbox"/>	<input type="checkbox"/>
\$50,000 to \$74,999	<input type="checkbox"/>	<input type="checkbox"/>
\$75,000 to \$99,999	<input checked="" type="checkbox"/>	<input checked="" type="checkbox"/>
\$100,000 or more	<input type="checkbox"/>	<input type="checkbox"/>

What percentage of your income in 2017 did you receive from public or private employment, other than commercial fishing or processing? Full or part time, including employment with a tribal entity, Native Corporation, Yukon Kuskokwim Health Corporation, or the government.

100% ▼

What percentage of your income in 2017 did you receive from commercial fishing or processing?

0% ▼

What months each year do you and other members of your household participate in subsistence activities?

	You	Adult 2	Adult 3	Child 1	All others
January	<input type="checkbox"/>	<input type="checkbox"/>	<input type="checkbox"/>	<input type="checkbox"/>	<input type="checkbox"/>
February	<input type="checkbox"/>	<input type="checkbox"/>	<input type="checkbox"/>	<input type="checkbox"/>	<input type="checkbox"/>
March	<input type="checkbox"/>	<input type="checkbox"/>	<input type="checkbox"/>	<input type="checkbox"/>	<input type="checkbox"/>
April	<input type="checkbox"/>	<input type="checkbox"/>	<input type="checkbox"/>	<input type="checkbox"/>	<input type="checkbox"/>
May	<input type="checkbox"/>	<input type="checkbox"/>	<input type="checkbox"/>	<input type="checkbox"/>	<input type="checkbox"/>
June	<input type="checkbox"/>	<input type="checkbox"/>	<input type="checkbox"/>	<input type="checkbox"/>	<input type="checkbox"/>
July	<input type="checkbox"/>	<input type="checkbox"/>	<input type="checkbox"/>	<input type="checkbox"/>	<input type="checkbox"/>
August	<input checked="" type="checkbox"/>	<input checked="" type="checkbox"/>	<input type="checkbox"/>	<input type="checkbox"/>	<input type="checkbox"/>
September	<input checked="" type="checkbox"/>	<input checked="" type="checkbox"/>	<input type="checkbox"/>	<input type="checkbox"/>	<input type="checkbox"/>
October	<input type="checkbox"/>	<input type="checkbox"/>	<input type="checkbox"/>	<input type="checkbox"/>	<input type="checkbox"/>
November	<input type="checkbox"/>	<input type="checkbox"/>	<input type="checkbox"/>	<input type="checkbox"/>	<input type="checkbox"/>
December	<input type="checkbox"/>	<input type="checkbox"/>	<input type="checkbox"/>	<input type="checkbox"/>	<input type="checkbox"/>

Would you like to tell the team anything else that may assist with the project?

AWOS system needs to [be] in working condition ALL the time. When it is down we can't fly in or out. This causes missed Dr. appointments which can impact many people's health from this community and many other villages because St. Mary's airport is the hub. When AWOS is down it also affects mail delivery. Mail is vey importation as medicine, checks, and other important documents and packages arrive from the airplane services.

Please do Not shorten the runway! If shortened the medivac planes, and the heavy freight planes could not come in. This would be a big impact on the economy. Our prices for groceries here are already high and this would make them even higher.

Also our community is very reliant on commercial fishing. If the bigger planes don't come in or out the fishing industry would not be able to continue as the fish could not be sent out.

St. Mary's is the airport hub for many villages. The airport is our lifeline to the outside world. We have to fly, there are no roads to Anchorage, Alaska or all villages except one. Our airport must be well maintained for our communities economy and health.

Your name

Nikki and Cletus Case

Your email address (only if you would like to be added to the project email list for notifications)

nikkircase@yahoo.com

Your phone number

This content is neither created nor endorsed by Google.

Google Forms

St. Mary's Airport Improvements

For travelers, residents, and elected officials. The purpose of this survey is to gather information for the airport condition and needs assessment. The survey closes on May 18, 2018.

DOT&PF operates all programs without regard to race, religion, color, gender, age, marital status, ability, or national origin. Full Title VI Nondiscrimination Policy: dot.alaska.gov/tvi_statement.shtml. To file a complaint, go to: dot.alaska.gov/cvlrts/titlevi.shtml.

In what city or village do you primarily live?

St. Marys

Do you live there year-round?

Yes ▼

If not, please describe the places you live and what times of the year you are in each place.

In what ways do use the St. Mary's Airport?

- Personal travel
 - Business travel
 - Ordering goods and items
 - Shipping out goods and items
 - Other: Medical
-

How often do you use the St. Mary's airport? Please explain.

I have multiple medical problems that can only be addressed in Anchorage.

How many adults (18 years old and older) live in your household?

4 ▼

How many children (under 18 years old) live in your household?

1 ▼

What months each year do you and other members of your household work for income, in any job or self-employment?

	You	Adult 2	Adult 3	Child 1	All others
January	<input type="checkbox"/>	<input type="checkbox"/>	<input checked="" type="checkbox"/>	<input type="checkbox"/>	<input type="checkbox"/>
February	<input type="checkbox"/>	<input type="checkbox"/>	<input checked="" type="checkbox"/>	<input type="checkbox"/>	<input type="checkbox"/>
March	<input type="checkbox"/>	<input type="checkbox"/>	<input checked="" type="checkbox"/>	<input type="checkbox"/>	<input type="checkbox"/>
April	<input type="checkbox"/>	<input type="checkbox"/>	<input checked="" type="checkbox"/>	<input type="checkbox"/>	<input type="checkbox"/>
May	<input type="checkbox"/>	<input checked="" type="checkbox"/>	<input checked="" type="checkbox"/>	<input type="checkbox"/>	<input type="checkbox"/>
June	<input type="checkbox"/>	<input checked="" type="checkbox"/>	<input type="checkbox"/>	<input type="checkbox"/>	<input type="checkbox"/>
July	<input type="checkbox"/>	<input checked="" type="checkbox"/>	<input type="checkbox"/>	<input type="checkbox"/>	<input type="checkbox"/>
August	<input type="checkbox"/>	<input checked="" type="checkbox"/>	<input type="checkbox"/>	<input type="checkbox"/>	<input type="checkbox"/>
September	<input type="checkbox"/>	<input checked="" type="checkbox"/>	<input checked="" type="checkbox"/>	<input type="checkbox"/>	<input type="checkbox"/>
October	<input type="checkbox"/>	<input type="checkbox"/>	<input checked="" type="checkbox"/>	<input type="checkbox"/>	<input type="checkbox"/>
November	<input type="checkbox"/>	<input type="checkbox"/>	<input checked="" type="checkbox"/>	<input type="checkbox"/>	<input type="checkbox"/>
December	<input type="checkbox"/>	<input type="checkbox"/>	<input checked="" type="checkbox"/>	<input type="checkbox"/>	<input type="checkbox"/>

What was your annual household income in 2016 and 2017?

	2016	2017
\$0 to \$29,999	<input checked="" type="checkbox"/>	<input type="checkbox"/>
\$30,000 to \$49,999	<input type="checkbox"/>	<input checked="" type="checkbox"/>
\$50,000 to \$74,999	<input type="checkbox"/>	<input type="checkbox"/>
\$75,000 to \$99,999	<input type="checkbox"/>	<input type="checkbox"/>
\$100,000 or more	<input type="checkbox"/>	<input type="checkbox"/>

What percentage of your income in 2017 did you receive from public or private employment, other than commercial fishing or processing? Full or part time, including employment with a tribal entity, Native Corporation, Yukon Kuskokwim Health Corporation, or the government.

100% ▼

What percentage of your income in 2017 did you receive from commercial fishing or processing?

50% ▼

What months each year do you and other members of your household participate in subsistence activities?

	You	Adult 2	Adult 3	Child 1	All others
January	<input checked="" type="checkbox"/>	<input checked="" type="checkbox"/>	<input checked="" type="checkbox"/>	<input type="checkbox"/>	<input type="checkbox"/>
February	<input checked="" type="checkbox"/>	<input checked="" type="checkbox"/>	<input checked="" type="checkbox"/>	<input type="checkbox"/>	<input type="checkbox"/>
March	<input checked="" type="checkbox"/>	<input checked="" type="checkbox"/>	<input checked="" type="checkbox"/>	<input type="checkbox"/>	<input type="checkbox"/>
April	<input checked="" type="checkbox"/>	<input checked="" type="checkbox"/>	<input checked="" type="checkbox"/>	<input type="checkbox"/>	<input type="checkbox"/>
May	<input checked="" type="checkbox"/>	<input checked="" type="checkbox"/>	<input checked="" type="checkbox"/>	<input type="checkbox"/>	<input type="checkbox"/>
June	<input checked="" type="checkbox"/>	<input checked="" type="checkbox"/>	<input checked="" type="checkbox"/>	<input type="checkbox"/>	<input type="checkbox"/>
July	<input checked="" type="checkbox"/>	<input checked="" type="checkbox"/>	<input checked="" type="checkbox"/>	<input type="checkbox"/>	<input type="checkbox"/>
August	<input checked="" type="checkbox"/>	<input checked="" type="checkbox"/>	<input checked="" type="checkbox"/>	<input type="checkbox"/>	<input type="checkbox"/>
September	<input checked="" type="checkbox"/>	<input checked="" type="checkbox"/>	<input checked="" type="checkbox"/>	<input type="checkbox"/>	<input type="checkbox"/>
October	<input checked="" type="checkbox"/>	<input checked="" type="checkbox"/>	<input checked="" type="checkbox"/>	<input type="checkbox"/>	<input type="checkbox"/>
November	<input checked="" type="checkbox"/>	<input checked="" type="checkbox"/>	<input checked="" type="checkbox"/>	<input type="checkbox"/>	<input type="checkbox"/>
December	<input checked="" type="checkbox"/>	<input checked="" type="checkbox"/>	<input checked="" type="checkbox"/>	<input type="checkbox"/>	<input type="checkbox"/>

Would you like to tell the team anything else that may assist with the project?

Your name

Molly

Your email address (only if you would like to be added to the project email list for notifications)

Your phone number

This content is neither created nor endorsed by Google.

Google Forms

St. Mary's Airport Improvements

For travelers, residents, and elected officials. The purpose of this survey is to gather information for the airport condition and needs assessment. The survey closes on May 18, 2018.

DOT&PF operates all programs without regard to race, religion, color, gender, age, marital status, ability, or national origin. Full Title VI Nondiscrimination Policy: dot.alaska.gov/tvi_statement.shtml. To file a complaint, go to: dot.alaska.gov/cvlrts/titlevi.shtml.

In what city or village do you primarily live?

Mt. Village

Do you live there year-round?

Yes ▼

If not, please describe the places you live and what times of the year you are in each place.

In what ways do use the St. Mary's Airport?

- Personal travel
 - Business travel
 - Ordering goods and items
 - Shipping out goods and items
 - Other: Commercially caught salmon
-

How often do you use the St. Mary's airport? Please explain.

Use St. Mary's for medical, business meetings, sending out fish, getting [items] from Anchorage.

How many adults (18 years old and older) live in your household?

3 ▼

How many children (under 18 years old) live in your household?

2 ▼

What months each year do you and other members of your household work for income, in any job or self-employment?

	You	Adult 2	Adult 3	Child 1	All others
January	<input checked="" type="checkbox"/>	<input checked="" type="checkbox"/>	<input checked="" type="checkbox"/>	<input checked="" type="checkbox"/>	<input type="checkbox"/>
February	<input checked="" type="checkbox"/>	<input checked="" type="checkbox"/>	<input checked="" type="checkbox"/>	<input checked="" type="checkbox"/>	<input type="checkbox"/>
March	<input checked="" type="checkbox"/>	<input checked="" type="checkbox"/>	<input checked="" type="checkbox"/>	<input checked="" type="checkbox"/>	<input type="checkbox"/>
April	<input checked="" type="checkbox"/>	<input checked="" type="checkbox"/>	<input checked="" type="checkbox"/>	<input checked="" type="checkbox"/>	<input type="checkbox"/>
May	<input checked="" type="checkbox"/>	<input checked="" type="checkbox"/>	<input checked="" type="checkbox"/>	<input type="checkbox"/>	<input type="checkbox"/>
June	<input checked="" type="checkbox"/>	<input checked="" type="checkbox"/>	<input checked="" type="checkbox"/>	<input type="checkbox"/>	<input type="checkbox"/>
July	<input checked="" type="checkbox"/>	<input checked="" type="checkbox"/>	<input checked="" type="checkbox"/>	<input type="checkbox"/>	<input type="checkbox"/>
August	<input checked="" type="checkbox"/>	<input checked="" type="checkbox"/>	<input checked="" type="checkbox"/>	<input type="checkbox"/>	<input type="checkbox"/>
September	<input checked="" type="checkbox"/>	<input checked="" type="checkbox"/>	<input checked="" type="checkbox"/>	<input checked="" type="checkbox"/>	<input type="checkbox"/>
October	<input checked="" type="checkbox"/>	<input checked="" type="checkbox"/>	<input checked="" type="checkbox"/>	<input checked="" type="checkbox"/>	<input type="checkbox"/>
November	<input type="checkbox"/>	<input type="checkbox"/>	<input type="checkbox"/>	<input checked="" type="checkbox"/>	<input type="checkbox"/>
December	<input type="checkbox"/>	<input checked="" type="checkbox"/>	<input type="checkbox"/>	<input checked="" type="checkbox"/>	<input type="checkbox"/>

What was your annual household income in 2016 and 2017?

	2016	2017
\$0 to \$29,999	<input type="checkbox"/>	<input type="checkbox"/>
\$30,000 to \$49,999	<input type="checkbox"/>	<input checked="" type="checkbox"/>
\$50,000 to \$74,999	<input type="checkbox"/>	<input type="checkbox"/>
\$75,000 to \$99,999	<input type="checkbox"/>	<input type="checkbox"/>
\$100,000 or more	<input type="checkbox"/>	<input type="checkbox"/>

What percentage of your income in 2017 did you receive from public or private employment, other than commercial fishing or processing? Full or part time, including employment with a tribal entity, Native Corporation, Yukon Kuskokwim Health Corporation, or the government.

50% ▼

What percentage of your income in 2017 did you receive from commercial fishing or processing?

50% ▼

What months each year do you and other members of your household participate in subsistence activities?

	You	Adult 2	Adult 3	Child 1	All others
January	<input checked="" type="checkbox"/>	<input type="checkbox"/>	<input type="checkbox"/>	<input type="checkbox"/>	<input type="checkbox"/>
February	<input checked="" type="checkbox"/>	<input type="checkbox"/>	<input type="checkbox"/>	<input type="checkbox"/>	<input type="checkbox"/>
March	<input checked="" type="checkbox"/>	<input type="checkbox"/>	<input type="checkbox"/>	<input type="checkbox"/>	<input type="checkbox"/>
April	<input checked="" type="checkbox"/>	<input type="checkbox"/>	<input type="checkbox"/>	<input type="checkbox"/>	<input type="checkbox"/>
May	<input checked="" type="checkbox"/>	<input type="checkbox"/>	<input type="checkbox"/>	<input type="checkbox"/>	<input type="checkbox"/>
June	<input checked="" type="checkbox"/>	<input type="checkbox"/>	<input type="checkbox"/>	<input type="checkbox"/>	<input type="checkbox"/>
July	<input checked="" type="checkbox"/>	<input type="checkbox"/>	<input type="checkbox"/>	<input type="checkbox"/>	<input type="checkbox"/>
August	<input checked="" type="checkbox"/>	<input type="checkbox"/>	<input type="checkbox"/>	<input type="checkbox"/>	<input type="checkbox"/>
September	<input checked="" type="checkbox"/>	<input type="checkbox"/>	<input type="checkbox"/>	<input type="checkbox"/>	<input type="checkbox"/>
October	<input checked="" type="checkbox"/>	<input type="checkbox"/>	<input type="checkbox"/>	<input type="checkbox"/>	<input type="checkbox"/>
November	<input type="checkbox"/>	<input type="checkbox"/>	<input type="checkbox"/>	<input type="checkbox"/>	<input type="checkbox"/>
December	<input type="checkbox"/>	<input type="checkbox"/>	<input type="checkbox"/>	<input type="checkbox"/>	<input type="checkbox"/>

Would you like to tell the team anything else that may assist with the project?

At times large cargos may need to be flown in i.e. housing materials.

Note: This survey had the following lines initialed.

"We need the state to regularly maintain the AWAICS system."

"We do not want the Saint Mary's runway to be shortened, because it will help eliminate economic activities."

Your name

Mathew Waskey

Your email address (only if you would like to be added to the project email list for notifications)

Your phone number

591-2340, cell 591-6904

This content is neither created nor endorsed by Google.

Google Forms

St. Mary's Airport Improvements

For travelers, residents, and elected officials. The purpose of this survey is to gather information for the airport condition and needs assessment. The survey closes on May 18, 2018.

DOT&PF operates all programs without regard to race, religion, color, gender, age, marital status, ability, or national origin. Full Title VI Nondiscrimination Policy: dot.alaska.gov/tvi_statement.shtml. To file a complaint, go to: dot.alaska.gov/cvlrts/titlevi.shtml.

In what city or village do you primarily live?

Mtn. Village

Do you live there year-round?

Yes ▼

If not, please describe the places you live and what times of the year you are in each place.

In what ways do use the St. Mary's Airport?

- Personal travel
- Business travel
- Ordering goods and items
- Shipping out goods and items

Other:

How often do you use the St. Mary's airport? Please explain.

Personally, our family household members travel to and from St. Mary's airport to other destinations, usually each member travels between 2-4 times annually via KSM airport. We depend on this hub airport to meet our travel needs and delivery of personal freight items.

How many adults (18 years old and older) live in your household?

3 ▼

How many children (under 18 years old) live in your household?

2 ▼

What months each year do you and other members of your household work for income, in any job or self-employment?

	You	Adult 2	Adult 3	Child 1	All others
January	<input checked="" type="checkbox"/>	<input checked="" type="checkbox"/>	<input type="checkbox"/>	<input type="checkbox"/>	<input type="checkbox"/>
February	<input checked="" type="checkbox"/>	<input checked="" type="checkbox"/>	<input checked="" type="checkbox"/>	<input type="checkbox"/>	<input type="checkbox"/>
March	<input checked="" type="checkbox"/>	<input checked="" type="checkbox"/>	<input checked="" type="checkbox"/>	<input type="checkbox"/>	<input type="checkbox"/>
April	<input checked="" type="checkbox"/>	<input checked="" type="checkbox"/>	<input type="checkbox"/>	<input type="checkbox"/>	<input type="checkbox"/>
May	<input checked="" type="checkbox"/>	<input checked="" type="checkbox"/>	<input type="checkbox"/>	<input type="checkbox"/>	<input type="checkbox"/>
June	<input checked="" type="checkbox"/>	<input checked="" type="checkbox"/>	<input checked="" type="checkbox"/>	<input checked="" type="checkbox"/>	<input type="checkbox"/>
July	<input checked="" type="checkbox"/>	<input checked="" type="checkbox"/>	<input checked="" type="checkbox"/>	<input checked="" type="checkbox"/>	<input type="checkbox"/>
August	<input checked="" type="checkbox"/>	<input checked="" type="checkbox"/>	<input checked="" type="checkbox"/>	<input checked="" type="checkbox"/>	<input type="checkbox"/>
September	<input checked="" type="checkbox"/>	<input checked="" type="checkbox"/>	<input type="checkbox"/>	<input type="checkbox"/>	<input type="checkbox"/>
October	<input checked="" type="checkbox"/>	<input checked="" type="checkbox"/>	<input type="checkbox"/>	<input type="checkbox"/>	<input type="checkbox"/>
November	<input checked="" type="checkbox"/>	<input checked="" type="checkbox"/>	<input type="checkbox"/>	<input type="checkbox"/>	<input type="checkbox"/>
December	<input checked="" type="checkbox"/>	<input checked="" type="checkbox"/>	<input type="checkbox"/>	<input type="checkbox"/>	<input type="checkbox"/>

What was your annual household income in 2016 and 2017?

	2016	2017
\$0 to \$29,999	<input type="checkbox"/>	<input type="checkbox"/>
\$30,000 to \$49,999	<input checked="" type="checkbox"/>	<input checked="" type="checkbox"/>
\$50,000 to \$74,999	<input type="checkbox"/>	<input type="checkbox"/>
\$75,000 to \$99,999	<input type="checkbox"/>	<input type="checkbox"/>
\$100,000 or more	<input type="checkbox"/>	<input type="checkbox"/>

What percentage of your income in 2017 did you receive from public or private employment, other than commercial fishing or processing? Full or part time, including employment with a tribal entity, Native Corporation, Yukon Kuskokwim Health Corporation, or the government.

100% ▼

What percentage of your income in 2017 did you receive from commercial fishing or processing?

90% ▼

What months each year do you and other members of your household participate in subsistence activities?

	You	Adult 2	Adult 3	Child 1	All others
January	<input checked="" type="checkbox"/>	<input checked="" type="checkbox"/>	<input checked="" type="checkbox"/>	<input type="checkbox"/>	<input checked="" type="checkbox"/>
February	<input checked="" type="checkbox"/>	<input checked="" type="checkbox"/>	<input checked="" type="checkbox"/>	<input type="checkbox"/>	<input checked="" type="checkbox"/>
March	<input checked="" type="checkbox"/>	<input checked="" type="checkbox"/>	<input checked="" type="checkbox"/>	<input checked="" type="checkbox"/>	<input checked="" type="checkbox"/>
April	<input checked="" type="checkbox"/>	<input checked="" type="checkbox"/>	<input checked="" type="checkbox"/>	<input checked="" type="checkbox"/>	<input checked="" type="checkbox"/>
May	<input checked="" type="checkbox"/>	<input checked="" type="checkbox"/>	<input checked="" type="checkbox"/>	<input checked="" type="checkbox"/>	<input type="checkbox"/>
June	<input checked="" type="checkbox"/>	<input checked="" type="checkbox"/>	<input checked="" type="checkbox"/>	<input checked="" type="checkbox"/>	<input checked="" type="checkbox"/>
July	<input checked="" type="checkbox"/>	<input checked="" type="checkbox"/>	<input checked="" type="checkbox"/>	<input checked="" type="checkbox"/>	<input checked="" type="checkbox"/>
August	<input checked="" type="checkbox"/>	<input checked="" type="checkbox"/>	<input checked="" type="checkbox"/>	<input checked="" type="checkbox"/>	<input checked="" type="checkbox"/>
September	<input checked="" type="checkbox"/>	<input checked="" type="checkbox"/>	<input checked="" type="checkbox"/>	<input checked="" type="checkbox"/>	<input checked="" type="checkbox"/>
October	<input checked="" type="checkbox"/>	<input checked="" type="checkbox"/>	<input checked="" type="checkbox"/>	<input type="checkbox"/>	<input type="checkbox"/>
November	<input checked="" type="checkbox"/>	<input checked="" type="checkbox"/>	<input checked="" type="checkbox"/>	<input type="checkbox"/>	<input type="checkbox"/>
December	<input checked="" type="checkbox"/>	<input checked="" type="checkbox"/>	<input checked="" type="checkbox"/>	<input checked="" type="checkbox"/>	<input checked="" type="checkbox"/>

Would you like to tell the team anything else that may assist with the project?

Shortening the length of the KSM airport will adversely effect our dependence on subsistence - both commercially and personally. It will strongly impact our livelihoods in numerous ways and will decrease our economics. Jobs are sparse in rural areas, thus by doing this KSM airport project will have great impact on the commercial fishing industry. Why take away many people's chance at earning more income to meet their families' needs? Please re-consider. Thanks.

Note: This survey had the following lines initialed.

"We need the state to regularly maintain the AWAICS system."

"We do not want the Saint Mary's runway to be shortened, because it will help eliminate economic activities."

Your name

Melanie Dela Rosa

Your email address (only if you would like to be added to the project email list for notifications)

delmel20022002@yahoo.com

Your phone number

This content is neither created nor endorsed by Google.

Google Forms

St. Mary's Airport Improvements

For travelers, residents, and elected officials. The purpose of this survey is to gather information for the airport condition and needs assessment. The survey closes on May 18, 2018.

DOT&PF operates all programs without regard to race, religion, color, gender, age, marital status, ability, or national origin. Full Title VI Nondiscrimination Policy: dot.alaska.gov/tvi_statement.shtml. To file a complaint, go to: dot.alaska.gov/cvlrts/titlevi.shtml.

In what city or village do you primarily live?

St. Mary's

Do you live there year-round?

Yes ▼

If not, please describe the places you live and what times of the year you are in each place.

In what ways do use the St. Mary's Airport?

- Personal travel
- Business travel
- Ordering goods and items
- Shipping out goods and items
- Other: _____

How often do you use the St. Mary's airport? Please explain.

I use the airport many times of the year. Either traveling or picking up freight from the major airlines.

How many adults (18 years old and older) live in your household?

2 ▼

How many children (under 18 years old) live in your household?

1 ▼

What months each year do you and other members of your household work for income, in any job or self-employment?

	You	Adult 2	Adult 3	Child 1	All others
January	<input type="checkbox"/>	<input type="checkbox"/>	<input type="checkbox"/>	<input type="checkbox"/>	<input type="checkbox"/>
February	<input checked="" type="checkbox"/>	<input type="checkbox"/>	<input type="checkbox"/>	<input type="checkbox"/>	<input type="checkbox"/>
March	<input checked="" type="checkbox"/>	<input type="checkbox"/>	<input type="checkbox"/>	<input type="checkbox"/>	<input type="checkbox"/>
April	<input type="checkbox"/>	<input type="checkbox"/>	<input type="checkbox"/>	<input type="checkbox"/>	<input type="checkbox"/>
May	<input type="checkbox"/>	<input type="checkbox"/>	<input type="checkbox"/>	<input type="checkbox"/>	<input type="checkbox"/>
June	<input checked="" type="checkbox"/>	<input type="checkbox"/>	<input type="checkbox"/>	<input type="checkbox"/>	<input type="checkbox"/>
July	<input checked="" type="checkbox"/>	<input type="checkbox"/>	<input type="checkbox"/>	<input type="checkbox"/>	<input type="checkbox"/>
August	<input checked="" type="checkbox"/>	<input type="checkbox"/>	<input type="checkbox"/>	<input type="checkbox"/>	<input type="checkbox"/>
September	<input type="checkbox"/>	<input type="checkbox"/>	<input type="checkbox"/>	<input type="checkbox"/>	<input type="checkbox"/>
October	<input type="checkbox"/>	<input type="checkbox"/>	<input type="checkbox"/>	<input type="checkbox"/>	<input type="checkbox"/>
November	<input type="checkbox"/>	<input type="checkbox"/>	<input type="checkbox"/>	<input type="checkbox"/>	<input type="checkbox"/>
December	<input type="checkbox"/>	<input type="checkbox"/>	<input type="checkbox"/>	<input type="checkbox"/>	<input type="checkbox"/>

What was your annual household income in 2016 and 2017?

	2016	2017
\$0 to \$29,999	<input checked="" type="checkbox"/>	<input checked="" type="checkbox"/>
\$30,000 to \$49,999	<input type="checkbox"/>	<input type="checkbox"/>
\$50,000 to \$74,999	<input type="checkbox"/>	<input type="checkbox"/>
\$75,000 to \$99,999	<input type="checkbox"/>	<input type="checkbox"/>
\$100,000 or more	<input type="checkbox"/>	<input type="checkbox"/>

What percentage of your income in 2017 did you receive from public or private employment, other than commercial fishing or processing? Full or part time, including employment with a tribal entity, Native Corporation, Yukon Kuskokwim Health Corporation, or the government.

80% ▼

What percentage of your income in 2017 did you receive from commercial fishing or processing?

20% ▼

What months each year do you and other members of your household participate in subsistence activities?

	You	Adult 2	Adult 3	Child 1	All others
January	<input checked="" type="checkbox"/>	<input type="checkbox"/>	<input type="checkbox"/>	<input type="checkbox"/>	<input type="checkbox"/>
February	<input type="checkbox"/>	<input type="checkbox"/>	<input type="checkbox"/>	<input type="checkbox"/>	<input type="checkbox"/>
March	<input type="checkbox"/>	<input type="checkbox"/>	<input type="checkbox"/>	<input type="checkbox"/>	<input type="checkbox"/>
April	<input type="checkbox"/>	<input type="checkbox"/>	<input type="checkbox"/>	<input type="checkbox"/>	<input type="checkbox"/>
May	<input type="checkbox"/>	<input type="checkbox"/>	<input type="checkbox"/>	<input type="checkbox"/>	<input type="checkbox"/>
June	<input checked="" type="checkbox"/>	<input type="checkbox"/>	<input type="checkbox"/>	<input type="checkbox"/>	<input type="checkbox"/>
July	<input checked="" type="checkbox"/>	<input type="checkbox"/>	<input type="checkbox"/>	<input type="checkbox"/>	<input type="checkbox"/>
August	<input checked="" type="checkbox"/>	<input type="checkbox"/>	<input type="checkbox"/>	<input type="checkbox"/>	<input type="checkbox"/>
September	<input checked="" type="checkbox"/>	<input type="checkbox"/>	<input type="checkbox"/>	<input type="checkbox"/>	<input type="checkbox"/>
October	<input type="checkbox"/>	<input type="checkbox"/>	<input type="checkbox"/>	<input type="checkbox"/>	<input type="checkbox"/>
November	<input type="checkbox"/>	<input type="checkbox"/>	<input type="checkbox"/>	<input type="checkbox"/>	<input type="checkbox"/>
December	<input checked="" type="checkbox"/>	<input type="checkbox"/>	<input type="checkbox"/>	<input type="checkbox"/>	<input type="checkbox"/>

Would you like to tell the team anything else that may assist with the project?

Keep having community meetings on the update of the project.

Your name

Misa Beans

Your email address (only if you would like to be added to the project email list for notifications)

Your phone number

907-438-6354

This content is neither created nor endorsed by Google.

Google Forms

St. Mary's Airport Improvements

For travelers, residents, and elected officials. The purpose of this survey is to gather information for the airport condition and needs assessment. The survey closes on May 18, 2018.

DOT&PF operates all programs without regard to race, religion, color, gender, age, marital status, ability, or national origin. Full Title VI Nondiscrimination Policy: dot.alaska.gov/tvi_statement.shtml. To file a complaint, go to: dot.alaska.gov/cvlrts/titlevi.shtml.

In what city or village do you primarily live?

Mountain Village

Do you live there year-round?

Yes ▼

If not, please describe the places you live and what times of the year you are in each place.

In what ways do use the St. Mary's Airport?

- Personal travel
- Business travel
- Ordering goods and items
- Shipping out goods and items
- Other: My immediate family and whole town uses it.

How often do you use the St. Mary's airport? Please explain.

At least six times a year with business, health related, and personal travel. I use the freight airlines at least twice a year to order freight. I CANNOT Afford extra freight charges.

How many adults (18 years old and older) live in your household?

2 ▼

How many children (under 18 years old) live in your household?

0 ▼

What months each year do you and other members of your household work for income, in any job or self-employment?

	You	Adult 2	Adult 3	Child 1	All others
January	<input checked="" type="checkbox"/>	<input checked="" type="checkbox"/>	<input type="checkbox"/>	<input type="checkbox"/>	<input type="checkbox"/>
February	<input checked="" type="checkbox"/>	<input checked="" type="checkbox"/>	<input type="checkbox"/>	<input type="checkbox"/>	<input type="checkbox"/>
March	<input checked="" type="checkbox"/>	<input type="checkbox"/>	<input type="checkbox"/>	<input type="checkbox"/>	<input type="checkbox"/>
April	<input checked="" type="checkbox"/>	<input type="checkbox"/>	<input type="checkbox"/>	<input type="checkbox"/>	<input type="checkbox"/>
May	<input checked="" type="checkbox"/>	<input checked="" type="checkbox"/>	<input type="checkbox"/>	<input type="checkbox"/>	<input type="checkbox"/>
June	<input checked="" type="checkbox"/>	<input checked="" type="checkbox"/>	<input type="checkbox"/>	<input type="checkbox"/>	<input type="checkbox"/>
July	<input checked="" type="checkbox"/>	<input checked="" type="checkbox"/>	<input type="checkbox"/>	<input type="checkbox"/>	<input type="checkbox"/>
August	<input checked="" type="checkbox"/>	<input checked="" type="checkbox"/>	<input type="checkbox"/>	<input type="checkbox"/>	<input type="checkbox"/>
September	<input checked="" type="checkbox"/>	<input checked="" type="checkbox"/>	<input type="checkbox"/>	<input type="checkbox"/>	<input type="checkbox"/>
October	<input checked="" type="checkbox"/>	<input type="checkbox"/>	<input type="checkbox"/>	<input type="checkbox"/>	<input type="checkbox"/>
November	<input checked="" type="checkbox"/>	<input type="checkbox"/>	<input type="checkbox"/>	<input type="checkbox"/>	<input type="checkbox"/>
December	<input checked="" type="checkbox"/>	<input type="checkbox"/>	<input type="checkbox"/>	<input type="checkbox"/>	<input type="checkbox"/>

What was your annual household income in 2016 and 2017?

	2016	2017
\$0 to \$29,999	<input type="checkbox"/>	<input type="checkbox"/>
\$30,000 to \$49,999	<input checked="" type="checkbox"/>	<input checked="" type="checkbox"/>
\$50,000 to \$74,999	<input type="checkbox"/>	<input type="checkbox"/>
\$75,000 to \$99,999	<input type="checkbox"/>	<input type="checkbox"/>
\$100,000 or more	<input type="checkbox"/>	<input type="checkbox"/>

What percentage of your income in 2017 did you receive from public or private employment, other than commercial fishing or processing? Full or part time, including employment with a tribal entity, Native Corporation, Yukon Kuskokwim Health Corporation, or the government.

100% ▼

What percentage of your income in 2017 did you receive from commercial fishing or processing?

0% ▼

What months each year do you and other members of your household participate in subsistence activities?

	You	Adult 2	Adult 3	Child 1	All others
January	<input checked="" type="checkbox"/>	<input checked="" type="checkbox"/>	<input type="checkbox"/>	<input type="checkbox"/>	<input type="checkbox"/>
February	<input checked="" type="checkbox"/>	<input checked="" type="checkbox"/>	<input type="checkbox"/>	<input type="checkbox"/>	<input type="checkbox"/>
March	<input checked="" type="checkbox"/>	<input checked="" type="checkbox"/>	<input type="checkbox"/>	<input type="checkbox"/>	<input type="checkbox"/>
April	<input checked="" type="checkbox"/>	<input checked="" type="checkbox"/>	<input type="checkbox"/>	<input type="checkbox"/>	<input type="checkbox"/>
May	<input checked="" type="checkbox"/>	<input checked="" type="checkbox"/>	<input type="checkbox"/>	<input type="checkbox"/>	<input type="checkbox"/>
June	<input checked="" type="checkbox"/>	<input checked="" type="checkbox"/>	<input type="checkbox"/>	<input type="checkbox"/>	<input type="checkbox"/>
July	<input checked="" type="checkbox"/>	<input checked="" type="checkbox"/>	<input type="checkbox"/>	<input type="checkbox"/>	<input type="checkbox"/>
August	<input checked="" type="checkbox"/>	<input checked="" type="checkbox"/>	<input type="checkbox"/>	<input type="checkbox"/>	<input type="checkbox"/>
September	<input checked="" type="checkbox"/>	<input checked="" type="checkbox"/>	<input type="checkbox"/>	<input type="checkbox"/>	<input type="checkbox"/>
October	<input checked="" type="checkbox"/>	<input checked="" type="checkbox"/>	<input type="checkbox"/>	<input type="checkbox"/>	<input type="checkbox"/>
November	<input checked="" type="checkbox"/>	<input checked="" type="checkbox"/>	<input type="checkbox"/>	<input type="checkbox"/>	<input type="checkbox"/>
December	<input checked="" type="checkbox"/>	<input checked="" type="checkbox"/>	<input type="checkbox"/>	<input type="checkbox"/>	<input type="checkbox"/>

Would you like to tell the team anything else that may assist with the project?

Why in the world would anyone attempt to take away our means of travel and living, with all the inflation, none of us would be able to afford to travel or pay more for travel. This affects our elders and children the most.

Note: This survey had the following lines initialed.

"We need the state to regularly maintain the AWAICS system."

"We do not want the Saint Mary's runway to be shortened, because it will help eliminate economic activities."

Your name

Lorraine Long

Your email address (only if you would like to be added to the project email list for notifications)

Your phone number

1-907-591-6501

This content is neither created nor endorsed by Google.

Google Forms

St. Mary's Airport Improvements

For travelers, residents, and elected officials. The purpose of this survey is to gather information for the airport condition and needs assessment. The survey closes on May 18, 2018.

DOT&PF operates all programs without regard to race, religion, color, gender, age, marital status, ability, or national origin. Full Title VI Nondiscrimination Policy: dot.alaska.gov/tvi_statement.shtml. To file a complaint, go to: dot.alaska.gov/cvlrts/titlevi.shtml.

In what city or village do you primarily live?

St. Mary's, AK 99658

Do you live there year-round?

Yes ▼

If not, please describe the places you live and what times of the year you are in each place.

In what ways do use the St. Mary's Airport?

- Personal travel
 - Business travel
 - Ordering goods and items
 - Shipping out goods and items
 - Other: Medical Transportation
-

How often do you use the St. Mary's airport? Please explain.

It depends on medical/hospital needs funerals and events in other communities I would say frequently.

How many adults (18 years old and older) live in your household?

2 ▼

How many children (under 18 years old) live in your household?

Choose ▼

What months each year do you and other members of your household work for income, in any job or self-employment?

	You	Adult 2	Adult 3	Child 1	All others
January	<input type="checkbox"/>	<input type="checkbox"/>	<input type="checkbox"/>	<input type="checkbox"/>	<input type="checkbox"/>
February	<input type="checkbox"/>	<input type="checkbox"/>	<input type="checkbox"/>	<input type="checkbox"/>	<input type="checkbox"/>
March	<input type="checkbox"/>	<input type="checkbox"/>	<input type="checkbox"/>	<input type="checkbox"/>	<input type="checkbox"/>
April	<input type="checkbox"/>	<input type="checkbox"/>	<input type="checkbox"/>	<input type="checkbox"/>	<input type="checkbox"/>
May	<input checked="" type="checkbox"/>	<input type="checkbox"/>	<input type="checkbox"/>	<input type="checkbox"/>	<input type="checkbox"/>
June	<input checked="" type="checkbox"/>	<input type="checkbox"/>	<input type="checkbox"/>	<input type="checkbox"/>	<input type="checkbox"/>
July	<input checked="" type="checkbox"/>	<input type="checkbox"/>	<input type="checkbox"/>	<input type="checkbox"/>	<input type="checkbox"/>
August	<input checked="" type="checkbox"/>	<input type="checkbox"/>	<input type="checkbox"/>	<input type="checkbox"/>	<input type="checkbox"/>
September	<input type="checkbox"/>	<input type="checkbox"/>	<input type="checkbox"/>	<input type="checkbox"/>	<input type="checkbox"/>
October	<input type="checkbox"/>	<input type="checkbox"/>	<input type="checkbox"/>	<input type="checkbox"/>	<input type="checkbox"/>
November	<input type="checkbox"/>	<input type="checkbox"/>	<input type="checkbox"/>	<input type="checkbox"/>	<input type="checkbox"/>
December	<input type="checkbox"/>	<input type="checkbox"/>	<input type="checkbox"/>	<input type="checkbox"/>	<input type="checkbox"/>

What was your annual household income in 2016 and 2017?

	2016	2017
\$0 to \$29,999	<input checked="" type="checkbox"/>	<input checked="" type="checkbox"/>
\$30,000 to \$49,999	<input type="checkbox"/>	<input type="checkbox"/>
\$50,000 to \$74,999	<input type="checkbox"/>	<input type="checkbox"/>
\$75,000 to \$99,999	<input type="checkbox"/>	<input type="checkbox"/>
\$100,000 or more	<input type="checkbox"/>	<input type="checkbox"/>

What percentage of your income in 2017 did you receive from public or private employment, other than commercial fishing or processing? Full or part time, including employment with a tribal entity, Native Corporation, Yukon Kuskokwim Health Corporation, or the government.

10% ▼

What percentage of your income in 2017 did you receive from commercial fishing or processing?

10% ▼

What months each year do you and other members of your household participate in subsistence activities?

	You	Adult 2	Adult 3	Child 1	All others
January	<input type="checkbox"/>	<input checked="" type="checkbox"/>	<input type="checkbox"/>	<input type="checkbox"/>	<input type="checkbox"/>
February	<input type="checkbox"/>	<input checked="" type="checkbox"/>	<input type="checkbox"/>	<input type="checkbox"/>	<input type="checkbox"/>
March	<input type="checkbox"/>	<input checked="" type="checkbox"/>	<input type="checkbox"/>	<input type="checkbox"/>	<input type="checkbox"/>
April	<input type="checkbox"/>	<input checked="" type="checkbox"/>	<input type="checkbox"/>	<input type="checkbox"/>	<input type="checkbox"/>
May	<input type="checkbox"/>	<input checked="" type="checkbox"/>	<input type="checkbox"/>	<input type="checkbox"/>	<input type="checkbox"/>
June	<input type="checkbox"/>	<input checked="" type="checkbox"/>	<input type="checkbox"/>	<input type="checkbox"/>	<input type="checkbox"/>
July	<input type="checkbox"/>	<input checked="" type="checkbox"/>	<input type="checkbox"/>	<input type="checkbox"/>	<input type="checkbox"/>
August	<input type="checkbox"/>	<input checked="" type="checkbox"/>	<input type="checkbox"/>	<input type="checkbox"/>	<input type="checkbox"/>
September	<input type="checkbox"/>	<input checked="" type="checkbox"/>	<input type="checkbox"/>	<input type="checkbox"/>	<input type="checkbox"/>
October	<input type="checkbox"/>	<input checked="" type="checkbox"/>	<input type="checkbox"/>	<input type="checkbox"/>	<input type="checkbox"/>
November	<input type="checkbox"/>	<input checked="" type="checkbox"/>	<input type="checkbox"/>	<input type="checkbox"/>	<input type="checkbox"/>
December	<input type="checkbox"/>	<input checked="" type="checkbox"/>	<input type="checkbox"/>	<input type="checkbox"/>	<input type="checkbox"/>

Would you like to tell the team anything else that may assist with the project?

Everything that has to do with aviation is vital in all aspects in order live rural Alaska - Any and All improvements are needed and welcome.

Your name

Louis George Jr

Your email address (only if you would like to be added to the project email list for notifications)

Your phone number

907-438-2850

This content is neither created nor endorsed by Google.

Google Forms

St. Mary's Airport Improvements

For travelers, residents, and elected officials. The purpose of this survey is to gather information for the airport condition and needs assessment. The survey closes on May 18, 2018.

DOT&PF operates all programs without regard to race, religion, color, gender, age, marital status, ability, or national origin. Full Title VI Nondiscrimination Policy: dot.alaska.gov/tvi_statement.shtml. To file a complaint, go to: dot.alaska.gov/cvlrts/titlevi.shtml.

In what city or village do you primarily live?

Mountain Village

Do you live there year-round?

Yes ▼

If not, please describe the places you live and what times of the year you are in each place.

(I only live in Mountain, but I (we) do travel to other villages (St. Mary's, Pitkas Point, Pilot Station, Marshall (Fortuna Ledge), to do shopping and medical (KSM)). Medical service do rely on freight carriers too, so that will impact the medical industry, too.)

In what ways do use the St. Mary's Airport?

- Personal travel
- Business travel
- Ordering goods and items
- Shipping out goods and items

Other: _____

How often do you use the St. Mary's airport? Please explain.

At LEAST three times a year.

How many adults (18 years old and older) live in your household?

5 or more ▼

How many children (under 18 years old) live in your household?

5 or more ▼

What months each year do you and other members of your household work for income, in any job or self-employment?

	You	Adult 2	Adult 3	Child 1	All others
January	<input type="checkbox"/>	<input checked="" type="checkbox"/>	<input checked="" type="checkbox"/>	<input type="checkbox"/>	<input type="checkbox"/>
February	<input type="checkbox"/>	<input checked="" type="checkbox"/>	<input checked="" type="checkbox"/>	<input type="checkbox"/>	<input type="checkbox"/>
March	<input type="checkbox"/>	<input checked="" type="checkbox"/>	<input checked="" type="checkbox"/>	<input type="checkbox"/>	<input type="checkbox"/>
April	<input type="checkbox"/>	<input checked="" type="checkbox"/>	<input checked="" type="checkbox"/>	<input type="checkbox"/>	<input type="checkbox"/>
May	<input type="checkbox"/>	<input checked="" type="checkbox"/>	<input checked="" type="checkbox"/>	<input type="checkbox"/>	<input type="checkbox"/>
June	<input type="checkbox"/>	<input type="checkbox"/>	<input type="checkbox"/>	<input type="checkbox"/>	<input type="checkbox"/>
July	<input type="checkbox"/>	<input type="checkbox"/>	<input type="checkbox"/>	<input type="checkbox"/>	<input type="checkbox"/>
August	<input type="checkbox"/>	<input checked="" type="checkbox"/>	<input type="checkbox"/>	<input type="checkbox"/>	<input type="checkbox"/>
September	<input type="checkbox"/>	<input checked="" type="checkbox"/>	<input type="checkbox"/>	<input type="checkbox"/>	<input type="checkbox"/>
October	<input type="checkbox"/>	<input checked="" type="checkbox"/>	<input type="checkbox"/>	<input type="checkbox"/>	<input type="checkbox"/>
November	<input type="checkbox"/>	<input checked="" type="checkbox"/>	<input type="checkbox"/>	<input type="checkbox"/>	<input type="checkbox"/>
December	<input type="checkbox"/>	<input checked="" type="checkbox"/>	<input type="checkbox"/>	<input type="checkbox"/>	<input type="checkbox"/>

What was your annual household income in 2016 and 2017?

	2016	2017
\$0 to \$29,999	<input type="checkbox"/>	<input type="checkbox"/>
\$30,000 to \$49,999	<input checked="" type="checkbox"/>	<input checked="" type="checkbox"/>
\$50,000 to \$74,999	<input type="checkbox"/>	<input type="checkbox"/>
\$75,000 to \$99,999	<input type="checkbox"/>	<input type="checkbox"/>
\$100,000 or more	<input type="checkbox"/>	<input type="checkbox"/>

What percentage of your income in 2017 did you receive from public or private employment, other than commercial fishing or processing? Full or part time, including employment with a tribal entity, Native Corporation, Yukon Kuskokwim Health Corporation, or the government.

0% ▼

What percentage of your income in 2017 did you receive from commercial fishing or processing?

0% ▼

What months each year do you and other members of your household participate in subsistence activities?

	You	Adult 2	Adult 3	Child 1	All others
January	<input type="checkbox"/>	<input type="checkbox"/>	<input type="checkbox"/>	<input type="checkbox"/>	<input type="checkbox"/>
February	<input checked="" type="checkbox"/>	<input type="checkbox"/>	<input type="checkbox"/>	<input type="checkbox"/>	<input type="checkbox"/>
March	<input checked="" type="checkbox"/>	<input type="checkbox"/>	<input type="checkbox"/>	<input type="checkbox"/>	<input type="checkbox"/>
April	<input checked="" type="checkbox"/>	<input type="checkbox"/>	<input type="checkbox"/>	<input type="checkbox"/>	<input type="checkbox"/>
May	<input checked="" type="checkbox"/>	<input checked="" type="checkbox"/>	<input checked="" type="checkbox"/>	<input type="checkbox"/>	<input checked="" type="checkbox"/>
June	<input checked="" type="checkbox"/>	<input checked="" type="checkbox"/>	<input checked="" type="checkbox"/>	<input type="checkbox"/>	<input checked="" type="checkbox"/>
July	<input checked="" type="checkbox"/>	<input checked="" type="checkbox"/>	<input checked="" type="checkbox"/>	<input type="checkbox"/>	<input checked="" type="checkbox"/>
August	<input checked="" type="checkbox"/>	<input checked="" type="checkbox"/>	<input checked="" type="checkbox"/>	<input type="checkbox"/>	<input checked="" type="checkbox"/>
September	<input checked="" type="checkbox"/>	<input checked="" type="checkbox"/>	<input checked="" type="checkbox"/>	<input type="checkbox"/>	<input checked="" type="checkbox"/>
October	<input checked="" type="checkbox"/>	<input checked="" type="checkbox"/>	<input checked="" type="checkbox"/>	<input type="checkbox"/>	<input checked="" type="checkbox"/>
November	<input checked="" type="checkbox"/>	<input type="checkbox"/>	<input type="checkbox"/>	<input type="checkbox"/>	<input type="checkbox"/>
December	<input type="checkbox"/>	<input type="checkbox"/>	<input type="checkbox"/>	<input type="checkbox"/>	<input type="checkbox"/>

Would you like to tell the team anything else that may assist with the project?

Air freight service is our life blood, and we will not get our sustenance that is required by government fundings. Yes we've got subsistence, but we cannot live on it, because we will have to revert to the old ways of which we all don't have the knowledge. Our ways will be completely gone, because we won't be able to own machines and supplies coming off the freight carriers.

Note: This survey had the following lines initialed.

"We need the state to regularly maintain the AWAICS system."

"We do not want the Saint Mary's runway to be shortened, because it will help eliminate economic activities."

Your name

Fred Beans

Your email address (only if you would like to be added to the project email list for notifications)

ayuk_biyuk@yahoo.com

Your phone number

907-591-2948

This content is neither created nor endorsed by Google.

Google Forms

St. Mary's Airport Improvements

For travelers, residents, and elected officials. The purpose of this survey is to gather information for the airport condition and needs assessment. The survey closes on May 18, 2018.

DOT&PF operates all programs without regard to race, religion, color, gender, age, marital status, ability, or national origin. Full Title VI Nondiscrimination Policy: dot.alaska.gov/tvi_statement.shtml. To file a complaint, go to: dot.alaska.gov/cvlrts/titlevi.shtml.

In what city or village do you primarily live?

Mtn. Village

Do you live there year-round?

Yes ▼

If not, please describe the places you live and what times of the year you are in each place.

In what ways do use the St. Mary's Airport?

- Personal travel
- Business travel
- Ordering goods and items
- Shipping out goods and items
- Other: _____

How often do you use the St. Mary's airport? Please explain.

How many adults (18 years old and older) live in your household?

5 or more ▼

How many children (under 18 years old) live in your household?

5 or more ▼

What months each year do you and other members of your household work for income, in any job or self-employment?

	You	Adult 2	Adult 3	Child 1	All others
January	<input type="checkbox"/>	<input type="checkbox"/>	<input type="checkbox"/>	<input type="checkbox"/>	<input type="checkbox"/>
February	<input type="checkbox"/>	<input type="checkbox"/>	<input type="checkbox"/>	<input type="checkbox"/>	<input type="checkbox"/>
March	<input type="checkbox"/>	<input type="checkbox"/>	<input type="checkbox"/>	<input type="checkbox"/>	<input type="checkbox"/>
April	<input type="checkbox"/>	<input type="checkbox"/>	<input type="checkbox"/>	<input type="checkbox"/>	<input type="checkbox"/>
May	<input type="checkbox"/>	<input type="checkbox"/>	<input type="checkbox"/>	<input type="checkbox"/>	<input type="checkbox"/>
June	<input type="checkbox"/>	<input type="checkbox"/>	<input type="checkbox"/>	<input type="checkbox"/>	<input type="checkbox"/>
July	<input type="checkbox"/>	<input type="checkbox"/>	<input type="checkbox"/>	<input type="checkbox"/>	<input type="checkbox"/>
August	<input type="checkbox"/>	<input type="checkbox"/>	<input type="checkbox"/>	<input type="checkbox"/>	<input type="checkbox"/>
September	<input type="checkbox"/>	<input type="checkbox"/>	<input type="checkbox"/>	<input type="checkbox"/>	<input type="checkbox"/>
October	<input type="checkbox"/>	<input type="checkbox"/>	<input type="checkbox"/>	<input type="checkbox"/>	<input type="checkbox"/>
November	<input type="checkbox"/>	<input type="checkbox"/>	<input type="checkbox"/>	<input type="checkbox"/>	<input type="checkbox"/>
December	<input type="checkbox"/>	<input type="checkbox"/>	<input type="checkbox"/>	<input type="checkbox"/>	<input type="checkbox"/>

What was your annual household income in 2016 and 2017?

	2016	2017
\$0 to \$29,999	<input type="checkbox"/>	<input type="checkbox"/>
\$30,000 to \$49,999	<input type="checkbox"/>	<input type="checkbox"/>
\$50,000 to \$74,999	<input type="checkbox"/>	<input type="checkbox"/>
\$75,000 to \$99,999	<input type="checkbox"/>	<input type="checkbox"/>
\$100,000 or more	<input type="checkbox"/>	<input type="checkbox"/>

What percentage of your income in 2017 did you receive from public or private employment, other than commercial fishing or processing? Full or part time, including employment with a tribal entity, Native Corporation, Yukon Kuskokwim Health Corporation, or the government.

100% ▼

What percentage of your income in 2017 did you receive from commercial fishing or processing?

0% ▼

What months each year do you and other members of your household participate in subsistence activities?

	You	Adult 2	Adult 3	Child 1	All others
January	<input checked="" type="checkbox"/>	<input checked="" type="checkbox"/>	<input checked="" type="checkbox"/>	<input type="checkbox"/>	<input type="checkbox"/>
February	<input checked="" type="checkbox"/>	<input checked="" type="checkbox"/>	<input checked="" type="checkbox"/>	<input type="checkbox"/>	<input type="checkbox"/>
March	<input checked="" type="checkbox"/>	<input checked="" type="checkbox"/>	<input checked="" type="checkbox"/>	<input type="checkbox"/>	<input type="checkbox"/>
April	<input checked="" type="checkbox"/>	<input checked="" type="checkbox"/>	<input checked="" type="checkbox"/>	<input type="checkbox"/>	<input type="checkbox"/>
May	<input checked="" type="checkbox"/>	<input checked="" type="checkbox"/>	<input checked="" type="checkbox"/>	<input type="checkbox"/>	<input type="checkbox"/>
June	<input checked="" type="checkbox"/>	<input checked="" type="checkbox"/>	<input checked="" type="checkbox"/>	<input type="checkbox"/>	<input type="checkbox"/>
July	<input checked="" type="checkbox"/>	<input checked="" type="checkbox"/>	<input checked="" type="checkbox"/>	<input type="checkbox"/>	<input type="checkbox"/>
August	<input checked="" type="checkbox"/>	<input checked="" type="checkbox"/>	<input checked="" type="checkbox"/>	<input type="checkbox"/>	<input type="checkbox"/>
September	<input checked="" type="checkbox"/>	<input checked="" type="checkbox"/>	<input checked="" type="checkbox"/>	<input type="checkbox"/>	<input type="checkbox"/>
October	<input checked="" type="checkbox"/>	<input checked="" type="checkbox"/>	<input checked="" type="checkbox"/>	<input type="checkbox"/>	<input type="checkbox"/>
November	<input checked="" type="checkbox"/>	<input checked="" type="checkbox"/>	<input checked="" type="checkbox"/>	<input type="checkbox"/>	<input type="checkbox"/>
December	<input checked="" type="checkbox"/>	<input checked="" type="checkbox"/>	<input checked="" type="checkbox"/>	<input type="checkbox"/>	<input type="checkbox"/>

Would you like to tell the team anything else that may assist with the project?

Note: This survey had the following lines initialed.

"We need the state to regularly maintain the AWAICS system."

"We do not want the Saint Mary's runway to be shortened, because it will help eliminate economic activities."

Your name

Esther Hunter

Your email address (only if you would like to be added to the project email list for notifications)

Your phone number

This content is neither created nor endorsed by Google.

Google Forms

St. Mary's Airport Improvements

For travelers, residents, and elected officials. The purpose of this survey is to gather information for the airport condition and needs assessment. The survey closes on May 18, 2018.

DOT&PF operates all programs without regard to race, religion, color, gender, age, marital status, ability, or national origin. Full Title VI Nondiscrimination Policy: dot.alaska.gov/tvi_statement.shtml. To file a complaint, go to: dot.alaska.gov/cvlrts/titlevi.shtml.

In what city or village do you primarily live?

Mtn. Village

Do you live there year-round?

Yes ▼

If not, please describe the places you live and what times of the year you are in each place.

In what ways do use the St. Mary's Airport?

- Personal travel
 - Business travel
 - Ordering goods and items
 - Shipping out goods and items
 - Other: Family remains after autopsy
-

How often do you use the St. Mary's airport? Please explain.

Everyday to expect mail and supplies.

How many adults (18 years old and older) live in your household?

4 ▼

How many children (under 18 years old) live in your household?

0 ▼

What months each year do you and other members of your household work for income, in any job or self-employment?

	You	Adult 2	Adult 3	Child 1	All others
January	<input checked="" type="checkbox"/>	<input type="checkbox"/>	<input type="checkbox"/>	<input type="checkbox"/>	<input type="checkbox"/>
February	<input checked="" type="checkbox"/>	<input type="checkbox"/>	<input type="checkbox"/>	<input type="checkbox"/>	<input type="checkbox"/>
March	<input checked="" type="checkbox"/>	<input type="checkbox"/>	<input type="checkbox"/>	<input type="checkbox"/>	<input type="checkbox"/>
April	<input checked="" type="checkbox"/>	<input type="checkbox"/>	<input type="checkbox"/>	<input type="checkbox"/>	<input type="checkbox"/>
May	<input checked="" type="checkbox"/>	<input type="checkbox"/>	<input type="checkbox"/>	<input type="checkbox"/>	<input type="checkbox"/>
June	<input checked="" type="checkbox"/>	<input type="checkbox"/>	<input type="checkbox"/>	<input type="checkbox"/>	<input type="checkbox"/>
July	<input checked="" type="checkbox"/>	<input type="checkbox"/>	<input type="checkbox"/>	<input type="checkbox"/>	<input type="checkbox"/>
August	<input checked="" type="checkbox"/>	<input type="checkbox"/>	<input type="checkbox"/>	<input type="checkbox"/>	<input type="checkbox"/>
September	<input checked="" type="checkbox"/>	<input type="checkbox"/>	<input type="checkbox"/>	<input type="checkbox"/>	<input type="checkbox"/>
October	<input checked="" type="checkbox"/>	<input type="checkbox"/>	<input type="checkbox"/>	<input type="checkbox"/>	<input type="checkbox"/>
November	<input checked="" type="checkbox"/>	<input type="checkbox"/>	<input type="checkbox"/>	<input type="checkbox"/>	<input type="checkbox"/>
December	<input checked="" type="checkbox"/>	<input type="checkbox"/>	<input type="checkbox"/>	<input type="checkbox"/>	<input type="checkbox"/>

What was your annual household income in 2016 and 2017?

	2016	2017
\$0 to \$29,999	<input type="checkbox"/>	<input type="checkbox"/>
\$30,000 to \$49,999	<input type="checkbox"/>	<input type="checkbox"/>
\$50,000 to \$74,999	<input checked="" type="checkbox"/>	<input checked="" type="checkbox"/>
\$75,000 to \$99,999	<input type="checkbox"/>	<input type="checkbox"/>
\$100,000 or more	<input type="checkbox"/>	<input type="checkbox"/>

What percentage of your income in 2017 did you receive from public or private employment, other than commercial fishing or processing? Full or part time, including employment with a tribal entity, Native Corporation, Yukon Kuskokwim Health Corporation, or the government.

100% ▼

What percentage of your income in 2017 did you receive from commercial fishing or processing?

0% ▼

What months each year do you and other members of your household participate in subsistence activities?

	You	Adult 2	Adult 3	Child 1	All others
January	<input type="checkbox"/>	<input type="checkbox"/>	<input type="checkbox"/>	<input type="checkbox"/>	<input type="checkbox"/>
February	<input type="checkbox"/>	<input type="checkbox"/>	<input type="checkbox"/>	<input type="checkbox"/>	<input type="checkbox"/>
March	<input type="checkbox"/>	<input type="checkbox"/>	<input checked="" type="checkbox"/>	<input type="checkbox"/>	<input type="checkbox"/>
April	<input type="checkbox"/>	<input type="checkbox"/>	<input checked="" type="checkbox"/>	<input type="checkbox"/>	<input type="checkbox"/>
May	<input type="checkbox"/>	<input type="checkbox"/>	<input checked="" type="checkbox"/>	<input type="checkbox"/>	<input type="checkbox"/>
June	<input type="checkbox"/>	<input type="checkbox"/>	<input checked="" type="checkbox"/>	<input type="checkbox"/>	<input type="checkbox"/>
July	<input type="checkbox"/>	<input type="checkbox"/>	<input checked="" type="checkbox"/>	<input type="checkbox"/>	<input type="checkbox"/>
August	<input type="checkbox"/>	<input type="checkbox"/>	<input checked="" type="checkbox"/>	<input type="checkbox"/>	<input type="checkbox"/>
September	<input type="checkbox"/>	<input type="checkbox"/>	<input checked="" type="checkbox"/>	<input type="checkbox"/>	<input type="checkbox"/>
October	<input type="checkbox"/>	<input type="checkbox"/>	<input type="checkbox"/>	<input type="checkbox"/>	<input type="checkbox"/>
November	<input type="checkbox"/>	<input type="checkbox"/>	<input type="checkbox"/>	<input type="checkbox"/>	<input type="checkbox"/>
December	<input type="checkbox"/>	<input type="checkbox"/>	<input type="checkbox"/>	<input type="checkbox"/>	<input type="checkbox"/>

Would you like to tell the team anything else that may assist with the project?

Note: This survey had the following lines initialed.

"We need the state to regularly maintain the AWAICS system."

"We do not want the Saint Mary's runway to be shortened, because it will help eliminate economic activities."

Your name

Esther A. Brown

Your email address (only if you would like to be added to the project email list for notifications)

Your phone number

591-6280

This content is neither created nor endorsed by Google.

Google Forms

St. Mary's Airport Improvements

For travelers, residents, and elected officials. The purpose of this survey is to gather information for the airport condition and needs assessment. The survey closes on May 18, 2018.

DOT&PF operates all programs without regard to race, religion, color, gender, age, marital status, ability, or national origin. Full Title VI Nondiscrimination Policy: dot.alaska.gov/tvi_statement.shtml. To file a complaint, go to: dot.alaska.gov/cvlrts/titlevi.shtml.

In what city or village do you primarily live?

St. Mary's

Do you live there year-round?

Yes ▼

If not, please describe the places you live and what times of the year you are in each place.

In what ways do use the St. Mary's Airport?

- Personal travel
- Business travel
- Ordering goods and items
- Shipping out goods and items

Other:

How often do you use the St. Mary's airport? Please explain.

For health check-ups and dental.

How many adults (18 years old and older) live in your household?

1 ▼

How many children (under 18 years old) live in your household?

0 ▼

What months each year do you and other members of your household work for income, in any job or self-employment?

	You	Adult 2	Adult 3	Child 1	All others
January	<input type="checkbox"/>	<input type="checkbox"/>	<input type="checkbox"/>	<input type="checkbox"/>	<input type="checkbox"/>
February	<input type="checkbox"/>	<input type="checkbox"/>	<input type="checkbox"/>	<input type="checkbox"/>	<input type="checkbox"/>
March	<input type="checkbox"/>	<input type="checkbox"/>	<input type="checkbox"/>	<input type="checkbox"/>	<input type="checkbox"/>
April	<input type="checkbox"/>	<input type="checkbox"/>	<input type="checkbox"/>	<input type="checkbox"/>	<input type="checkbox"/>
May	<input checked="" type="checkbox"/>	<input type="checkbox"/>	<input type="checkbox"/>	<input type="checkbox"/>	<input type="checkbox"/>
June	<input checked="" type="checkbox"/>	<input type="checkbox"/>	<input type="checkbox"/>	<input type="checkbox"/>	<input type="checkbox"/>
July	<input checked="" type="checkbox"/>	<input type="checkbox"/>	<input type="checkbox"/>	<input type="checkbox"/>	<input type="checkbox"/>
August	<input checked="" type="checkbox"/>	<input type="checkbox"/>	<input type="checkbox"/>	<input type="checkbox"/>	<input type="checkbox"/>
September	<input type="checkbox"/>	<input type="checkbox"/>	<input type="checkbox"/>	<input type="checkbox"/>	<input type="checkbox"/>
October	<input type="checkbox"/>	<input type="checkbox"/>	<input type="checkbox"/>	<input type="checkbox"/>	<input type="checkbox"/>
November	<input type="checkbox"/>	<input type="checkbox"/>	<input type="checkbox"/>	<input type="checkbox"/>	<input type="checkbox"/>
December	<input type="checkbox"/>	<input type="checkbox"/>	<input type="checkbox"/>	<input type="checkbox"/>	<input type="checkbox"/>

What was your annual household income in 2016 and 2017?

	2016	2017
\$0 to \$29,999	<input checked="" type="checkbox"/>	<input checked="" type="checkbox"/>
\$30,000 to \$49,999	<input type="checkbox"/>	<input type="checkbox"/>
\$50,000 to \$74,999	<input type="checkbox"/>	<input type="checkbox"/>
\$75,000 to \$99,999	<input type="checkbox"/>	<input type="checkbox"/>
\$100,000 or more	<input type="checkbox"/>	<input type="checkbox"/>

What percentage of your income in 2017 did you receive from public or private employment, other than commercial fishing or processing? Full or part time, including employment with a tribal entity, Native Corporation, Yukon Kuskokwim Health Corporation, or the government.

10% ▼

What percentage of your income in 2017 did you receive from commercial fishing or processing?

20% ▼

What months each year do you and other members of your household participate in subsistence activities?

	You	Adult 2	Adult 3	Child 1	All others
January	<input type="checkbox"/>	<input type="checkbox"/>	<input type="checkbox"/>	<input type="checkbox"/>	<input type="checkbox"/>
February	<input type="checkbox"/>	<input type="checkbox"/>	<input type="checkbox"/>	<input type="checkbox"/>	<input type="checkbox"/>
March	<input type="checkbox"/>	<input type="checkbox"/>	<input type="checkbox"/>	<input type="checkbox"/>	<input type="checkbox"/>
April	<input checked="" type="checkbox"/>	<input type="checkbox"/>	<input type="checkbox"/>	<input type="checkbox"/>	<input type="checkbox"/>
May	<input checked="" type="checkbox"/>	<input type="checkbox"/>	<input type="checkbox"/>	<input type="checkbox"/>	<input type="checkbox"/>
June	<input checked="" type="checkbox"/>	<input type="checkbox"/>	<input type="checkbox"/>	<input type="checkbox"/>	<input type="checkbox"/>
July	<input type="checkbox"/>	<input type="checkbox"/>	<input type="checkbox"/>	<input type="checkbox"/>	<input type="checkbox"/>
August	<input checked="" type="checkbox"/>	<input type="checkbox"/>	<input type="checkbox"/>	<input type="checkbox"/>	<input type="checkbox"/>
September	<input checked="" type="checkbox"/>	<input type="checkbox"/>	<input type="checkbox"/>	<input type="checkbox"/>	<input type="checkbox"/>
October	<input checked="" type="checkbox"/>	<input type="checkbox"/>	<input type="checkbox"/>	<input type="checkbox"/>	<input type="checkbox"/>
November	<input type="checkbox"/>	<input type="checkbox"/>	<input type="checkbox"/>	<input type="checkbox"/>	<input type="checkbox"/>
December	<input type="checkbox"/>	<input type="checkbox"/>	<input type="checkbox"/>	<input type="checkbox"/>	<input type="checkbox"/>

Would you like to tell the team anything else that may assist with the project?

Your name

Christopher Miki

Your email address (only if you would like to be added to the project email list for notifications)

Your phone number

This content is neither created nor endorsed by Google.

Google Forms

St. Mary's Airport Improvements

For travelers, residents, and elected officials. The purpose of this survey is to gather information for the airport condition and needs assessment. The survey closes on May 18, 2018.

DOT&PF operates all programs without regard to race, religion, color, gender, age, marital status, ability, or national origin. Full Title VI Nondiscrimination Policy: dot.alaska.gov/tvi_statement.shtml. To file a complaint, go to: dot.alaska.gov/cvlrts/titlevi.shtml.

In what city or village do you primarily live?

Mt. Village

Do you live there year-round?

Yes



If not, please describe the places you live and what times of the year you are in each place.

Primarily here at Mt.

In what ways do use the St. Mary's Airport?

- Personal travel
- Business travel
- Ordering goods and items
- Shipping out goods and items

Other: _____

How often do you use the St. Mary's airport? Please explain.

How many adults (18 years old and older) live in your household?

3 ▼

How many children (under 18 years old) live in your household?

2 ▼

What months each year do you and other members of your household work for income, in any job or self-employment?

	You	Adult 2	Adult 3	Child 1	All others
January	<input type="checkbox"/>	<input type="checkbox"/>	<input type="checkbox"/>	<input type="checkbox"/>	<input type="checkbox"/>
February	<input type="checkbox"/>	<input type="checkbox"/>	<input type="checkbox"/>	<input type="checkbox"/>	<input type="checkbox"/>
March	<input type="checkbox"/>	<input checked="" type="checkbox"/>	<input type="checkbox"/>	<input type="checkbox"/>	<input type="checkbox"/>
April	<input type="checkbox"/>	<input checked="" type="checkbox"/>	<input type="checkbox"/>	<input type="checkbox"/>	<input type="checkbox"/>
May	<input type="checkbox"/>	<input type="checkbox"/>	<input type="checkbox"/>	<input type="checkbox"/>	<input type="checkbox"/>
June	<input checked="" type="checkbox"/>	<input type="checkbox"/>	<input type="checkbox"/>	<input type="checkbox"/>	<input type="checkbox"/>
July	<input checked="" type="checkbox"/>	<input type="checkbox"/>	<input type="checkbox"/>	<input type="checkbox"/>	<input type="checkbox"/>
August	<input checked="" type="checkbox"/>	<input type="checkbox"/>	<input type="checkbox"/>	<input type="checkbox"/>	<input type="checkbox"/>
September	<input checked="" type="checkbox"/>	<input type="checkbox"/>	<input type="checkbox"/>	<input type="checkbox"/>	<input type="checkbox"/>
October	<input type="checkbox"/>	<input type="checkbox"/>	<input type="checkbox"/>	<input type="checkbox"/>	<input type="checkbox"/>
November	<input type="checkbox"/>	<input type="checkbox"/>	<input type="checkbox"/>	<input type="checkbox"/>	<input type="checkbox"/>
December	<input type="checkbox"/>	<input type="checkbox"/>	<input type="checkbox"/>	<input type="checkbox"/>	<input type="checkbox"/>

What was your annual household income in 2016 and 2017?

	2016	2017
\$0 to \$29,999	<input checked="" type="checkbox"/>	<input checked="" type="checkbox"/>
\$30,000 to \$49,999	<input type="checkbox"/>	<input type="checkbox"/>
\$50,000 to \$74,999	<input type="checkbox"/>	<input type="checkbox"/>
\$75,000 to \$99,999	<input type="checkbox"/>	<input type="checkbox"/>
\$100,000 or more	<input type="checkbox"/>	<input type="checkbox"/>

What percentage of your income in 2017 did you receive from public or private employment, other than commercial fishing or processing? Full or part time, including employment with a tribal entity, Native Corporation, Yukon Kuskokwim Health Corporation, or the government.

100% ▼

What percentage of your income in 2017 did you receive from commercial fishing or processing?

80% ▼

What months each year do you and other members of your household participate in subsistence activities?

	You	Adult 2	Adult 3	Child 1	All others
January	<input checked="" type="checkbox"/>	<input type="checkbox"/>	<input type="checkbox"/>	<input type="checkbox"/>	<input type="checkbox"/>
February	<input checked="" type="checkbox"/>	<input type="checkbox"/>	<input type="checkbox"/>	<input type="checkbox"/>	<input type="checkbox"/>
March	<input checked="" type="checkbox"/>	<input type="checkbox"/>	<input type="checkbox"/>	<input type="checkbox"/>	<input type="checkbox"/>
April	<input checked="" type="checkbox"/>	<input type="checkbox"/>	<input type="checkbox"/>	<input type="checkbox"/>	<input type="checkbox"/>
May	<input checked="" type="checkbox"/>	<input type="checkbox"/>	<input type="checkbox"/>	<input type="checkbox"/>	<input type="checkbox"/>
June	<input checked="" type="checkbox"/>	<input type="checkbox"/>	<input type="checkbox"/>	<input type="checkbox"/>	<input type="checkbox"/>
July	<input checked="" type="checkbox"/>	<input type="checkbox"/>	<input type="checkbox"/>	<input type="checkbox"/>	<input type="checkbox"/>
August	<input checked="" type="checkbox"/>	<input type="checkbox"/>	<input type="checkbox"/>	<input type="checkbox"/>	<input type="checkbox"/>
September	<input checked="" type="checkbox"/>	<input type="checkbox"/>	<input type="checkbox"/>	<input type="checkbox"/>	<input type="checkbox"/>
October	<input checked="" type="checkbox"/>	<input type="checkbox"/>	<input type="checkbox"/>	<input type="checkbox"/>	<input type="checkbox"/>
November	<input checked="" type="checkbox"/>	<input type="checkbox"/>	<input type="checkbox"/>	<input type="checkbox"/>	<input type="checkbox"/>
December	<input checked="" type="checkbox"/>	<input type="checkbox"/>	<input type="checkbox"/>	<input type="checkbox"/>	<input type="checkbox"/>

Would you like to tell the team anything else that may assist with the project?

Your name

A. Bruce

Your email address (only if you would like to be added to the project email list for notifications)

Your phone number

This content is neither created nor endorsed by Google.

Google Forms

St. Mary's Airport Improvements

For travelers, residents, and elected officials. The purpose of this survey is to gather information for the airport condition and needs assessment. The survey closes on May 18, 2018.

DOT&PF operates all programs without regard to race, religion, color, gender, age, marital status, ability, or national origin. Full Title VI Nondiscrimination Policy: dot.alaska.gov/tvi_statement.shtml. To file a complaint, go to: dot.alaska.gov/cvlrts/titlevi.shtml.

In what city or village do you primarily live?

St. Mary's Alaska

Do you live there year-round?

Yes ▼

If not, please describe the places you live and what times of the year you are in each place.

In what ways do use the St. Mary's Airport?

- Personal travel
- Business travel
- Ordering goods and items
- Shipping out goods and items

Other: _____

How often do you use the St. Mary's airport? Please explain.

Almost every month escorting friends or family to medical appt.

How many adults (18 years old and older) live in your household?

4 ▼

How many children (under 18 years old) live in your household?

1 ▼

What months each year do you and other members of your household work for income, in any job or self-employment?

	You	Adult 2	Adult 3	Child 1	All others
January	<input checked="" type="checkbox"/>	<input checked="" type="checkbox"/>	<input type="checkbox"/>	<input type="checkbox"/>	<input type="checkbox"/>
February	<input checked="" type="checkbox"/>	<input checked="" type="checkbox"/>	<input type="checkbox"/>	<input type="checkbox"/>	<input type="checkbox"/>
March	<input checked="" type="checkbox"/>	<input checked="" type="checkbox"/>	<input type="checkbox"/>	<input type="checkbox"/>	<input type="checkbox"/>
April	<input checked="" type="checkbox"/>	<input checked="" type="checkbox"/>	<input type="checkbox"/>	<input type="checkbox"/>	<input type="checkbox"/>
May	<input checked="" type="checkbox"/>	<input checked="" type="checkbox"/>	<input type="checkbox"/>	<input type="checkbox"/>	<input type="checkbox"/>
June	<input checked="" type="checkbox"/>	<input type="checkbox"/>	<input checked="" type="checkbox"/>	<input type="checkbox"/>	<input type="checkbox"/>
July	<input checked="" type="checkbox"/>	<input type="checkbox"/>	<input checked="" type="checkbox"/>	<input type="checkbox"/>	<input type="checkbox"/>
August	<input checked="" type="checkbox"/>	<input checked="" type="checkbox"/>	<input checked="" type="checkbox"/>	<input type="checkbox"/>	<input type="checkbox"/>
September	<input checked="" type="checkbox"/>	<input checked="" type="checkbox"/>	<input checked="" type="checkbox"/>	<input type="checkbox"/>	<input type="checkbox"/>
October	<input checked="" type="checkbox"/>	<input checked="" type="checkbox"/>	<input checked="" type="checkbox"/>	<input type="checkbox"/>	<input type="checkbox"/>
November	<input checked="" type="checkbox"/>	<input checked="" type="checkbox"/>	<input checked="" type="checkbox"/>	<input type="checkbox"/>	<input type="checkbox"/>
December	<input checked="" type="checkbox"/>	<input checked="" type="checkbox"/>	<input type="checkbox"/>	<input type="checkbox"/>	<input type="checkbox"/>

What was your annual household income in 2016 and 2017?

	2016	2017
\$0 to \$29,999	<input checked="" type="checkbox"/>	<input type="checkbox"/>
\$30,000 to \$49,999	<input type="checkbox"/>	<input checked="" type="checkbox"/>
\$50,000 to \$74,999	<input type="checkbox"/>	<input type="checkbox"/>
\$75,000 to \$99,999	<input type="checkbox"/>	<input type="checkbox"/>
\$100,000 or more	<input type="checkbox"/>	<input type="checkbox"/>

What percentage of your income in 2017 did you receive from public or private employment, other than commercial fishing or processing? Full or part time, including employment with a tribal entity, Native Corporation, Yukon Kuskokwim Health Corporation, or the government.

100% ▼

What percentage of your income in 2017 did you receive from commercial fishing or processing?

50% ▼

What months each year do you and other members of your household participate in subsistence activities?

	You	Adult 2	Adult 3	Child 1	All others
January	<input checked="" type="checkbox"/>	<input type="checkbox"/>	<input type="checkbox"/>	<input type="checkbox"/>	<input type="checkbox"/>
February	<input checked="" type="checkbox"/>	<input type="checkbox"/>	<input type="checkbox"/>	<input type="checkbox"/>	<input type="checkbox"/>
March	<input checked="" type="checkbox"/>	<input type="checkbox"/>	<input type="checkbox"/>	<input type="checkbox"/>	<input type="checkbox"/>
April	<input checked="" type="checkbox"/>	<input type="checkbox"/>	<input type="checkbox"/>	<input type="checkbox"/>	<input type="checkbox"/>
May	<input checked="" type="checkbox"/>	<input checked="" type="checkbox"/>	<input checked="" type="checkbox"/>	<input type="checkbox"/>	<input type="checkbox"/>
June	<input checked="" type="checkbox"/>	<input checked="" type="checkbox"/>	<input checked="" type="checkbox"/>	<input type="checkbox"/>	<input type="checkbox"/>
July	<input checked="" type="checkbox"/>	<input checked="" type="checkbox"/>	<input checked="" type="checkbox"/>	<input type="checkbox"/>	<input type="checkbox"/>
August	<input checked="" type="checkbox"/>	<input checked="" type="checkbox"/>	<input checked="" type="checkbox"/>	<input type="checkbox"/>	<input type="checkbox"/>
September	<input checked="" type="checkbox"/>	<input checked="" type="checkbox"/>	<input checked="" type="checkbox"/>	<input type="checkbox"/>	<input type="checkbox"/>
October	<input checked="" type="checkbox"/>	<input type="checkbox"/>	<input type="checkbox"/>	<input type="checkbox"/>	<input type="checkbox"/>
November	<input checked="" type="checkbox"/>	<input type="checkbox"/>	<input type="checkbox"/>	<input type="checkbox"/>	<input type="checkbox"/>
December	<input checked="" type="checkbox"/>	<input type="checkbox"/>	<input checked="" type="checkbox"/>	<input type="checkbox"/>	<input type="checkbox"/>

Would you like to tell the team anything else that may assist with the project?

Your name

Augusta Westdahl

Your email address (only if you would like to be added to the project email list for notifications)

Your phone number

(907) 438-6370

This content is neither created nor endorsed by Google.

Google Forms

St. Mary's Airport Improvements

For travelers, residents, and elected officials. The purpose of this survey is to gather information for the airport condition and needs assessment. The survey closes on May 18, 2018.

DOT&PF operates all programs without regard to race, religion, color, gender, age, marital status, ability, or national origin. Full Title VI Nondiscrimination Policy: dot.alaska.gov/tvi_statement.shtml. To file a complaint, go to: dot.alaska.gov/cvlrts/titlevi.shtml.

In what city or village do you primarily live?

St. Mary's

Do you live there year-round?

Yes ▼

If not, please describe the places you live and what times of the year you are in each place.

In what ways do use the St. Mary's Airport?

- Personal travel
- Business travel
- Ordering goods and items
- Shipping out goods and items

Other:

How often do you use the St. Mary's airport? Please explain.

How many adults (18 years old and older) live in your household?

5 or more ▼

How many children (under 18 years old) live in your household?

5 or more ▼

What months each year do you and other members of your household work for income, in any job or self-employment?

	You	Adult 2	Adult 3	Child 1	All others
January	<input checked="" type="checkbox"/>	<input type="checkbox"/>	<input type="checkbox"/>	<input type="checkbox"/>	<input type="checkbox"/>
February	<input checked="" type="checkbox"/>	<input type="checkbox"/>	<input type="checkbox"/>	<input type="checkbox"/>	<input type="checkbox"/>
March	<input checked="" type="checkbox"/>	<input type="checkbox"/>	<input type="checkbox"/>	<input type="checkbox"/>	<input type="checkbox"/>
April	<input checked="" type="checkbox"/>	<input type="checkbox"/>	<input type="checkbox"/>	<input type="checkbox"/>	<input type="checkbox"/>
May	<input checked="" type="checkbox"/>	<input checked="" type="checkbox"/>	<input checked="" type="checkbox"/>	<input type="checkbox"/>	<input type="checkbox"/>
June	<input checked="" type="checkbox"/>	<input checked="" type="checkbox"/>	<input checked="" type="checkbox"/>	<input checked="" type="checkbox"/>	<input type="checkbox"/>
July	<input checked="" type="checkbox"/>	<input checked="" type="checkbox"/>	<input checked="" type="checkbox"/>	<input checked="" type="checkbox"/>	<input type="checkbox"/>
August	<input checked="" type="checkbox"/>	<input checked="" type="checkbox"/>	<input type="checkbox"/>	<input type="checkbox"/>	<input type="checkbox"/>
September	<input checked="" type="checkbox"/>	<input checked="" type="checkbox"/>	<input type="checkbox"/>	<input type="checkbox"/>	<input type="checkbox"/>
October	<input checked="" type="checkbox"/>	<input checked="" type="checkbox"/>	<input type="checkbox"/>	<input type="checkbox"/>	<input type="checkbox"/>
November	<input checked="" type="checkbox"/>	<input type="checkbox"/>	<input type="checkbox"/>	<input type="checkbox"/>	<input type="checkbox"/>
December	<input checked="" type="checkbox"/>	<input type="checkbox"/>	<input type="checkbox"/>	<input type="checkbox"/>	<input type="checkbox"/>

What was your annual household income in 2016 and 2017?

	2016	2017
\$0 to \$29,999	<input checked="" type="checkbox"/>	<input checked="" type="checkbox"/>
\$30,000 to \$49,999	<input type="checkbox"/>	<input type="checkbox"/>
\$50,000 to \$74,999	<input type="checkbox"/>	<input type="checkbox"/>
\$75,000 to \$99,999	<input type="checkbox"/>	<input type="checkbox"/>
\$100,000 or more	<input type="checkbox"/>	<input type="checkbox"/>

What percentage of your income in 2017 did you receive from public or private employment, other than commercial fishing or processing? Full or part time, including employment with a tribal entity, Native Corporation, Yukon Kuskokwim Health Corporation, or the government.

20% ▼

What percentage of your income in 2017 did you receive from commercial fishing or processing?

20% ▼

What months each year do you and other members of your household participate in subsistence activities?

	You	Adult 2	Adult 3	Child 1	All others
January	<input type="checkbox"/>	<input checked="" type="checkbox"/>	<input type="checkbox"/>	<input type="checkbox"/>	<input checked="" type="checkbox"/>
February	<input type="checkbox"/>	<input checked="" type="checkbox"/>	<input type="checkbox"/>	<input type="checkbox"/>	<input checked="" type="checkbox"/>
March	<input type="checkbox"/>	<input checked="" type="checkbox"/>	<input type="checkbox"/>	<input type="checkbox"/>	<input checked="" type="checkbox"/>
April	<input type="checkbox"/>	<input checked="" type="checkbox"/>	<input type="checkbox"/>	<input type="checkbox"/>	<input checked="" type="checkbox"/>
May	<input type="checkbox"/>	<input checked="" type="checkbox"/>	<input type="checkbox"/>	<input type="checkbox"/>	<input checked="" type="checkbox"/>
June	<input checked="" type="checkbox"/>	<input checked="" type="checkbox"/>	<input checked="" type="checkbox"/>	<input checked="" type="checkbox"/>	<input checked="" type="checkbox"/>
July	<input checked="" type="checkbox"/>	<input checked="" type="checkbox"/>	<input checked="" type="checkbox"/>	<input checked="" type="checkbox"/>	<input checked="" type="checkbox"/>
August	<input checked="" type="checkbox"/>	<input checked="" type="checkbox"/>	<input checked="" type="checkbox"/>	<input checked="" type="checkbox"/>	<input checked="" type="checkbox"/>
September	<input checked="" type="checkbox"/>	<input checked="" type="checkbox"/>	<input checked="" type="checkbox"/>	<input checked="" type="checkbox"/>	<input checked="" type="checkbox"/>
October	<input type="checkbox"/>	<input checked="" type="checkbox"/>	<input type="checkbox"/>	<input type="checkbox"/>	<input checked="" type="checkbox"/>
November	<input type="checkbox"/>	<input checked="" type="checkbox"/>	<input type="checkbox"/>	<input type="checkbox"/>	<input checked="" type="checkbox"/>
December	<input type="checkbox"/>	<input checked="" type="checkbox"/>	<input type="checkbox"/>	<input type="checkbox"/>	<input checked="" type="checkbox"/>

Would you like to tell the team anything else that may assist with the project?

Would help the surrounding village's our store the business stuff that needs to help with the whole community needs even summer time work with fish, jobs for people that are able to only work summer time.

Your name

Agnes George

Your email address (only if you would like to be added to the project email list for notifications)

a.george1993@yahoo.com

Your phone number

(907) 438-6732

This content is neither created nor endorsed by Google.

Google Forms

St. Mary's Airport Improvements

For travelers, residents, and elected officials. The purpose of this survey is to gather information for the airport condition and needs assessment. The survey closes on May 18, 2018.

DOT&PF operates all programs without regard to race, religion, color, gender, age, marital status, ability, or national origin. Full Title VI Nondiscrimination Policy: dot.alaska.gov/tvi_statement.shtml. To file a complaint, go to: dot.alaska.gov/cvlrts/titlevi.shtml.

In what city or village do you primarily live?

St. Mary's

Do you live there year-round?

Yes ▼

If not, please describe the places you live and what times of the year you are in each place.

In what ways do use the St. Mary's Airport?

- Personal travel
- Business travel
- Ordering goods and items
- Shipping out goods and items

Other:

How often do you use the St. Mary's airport? Please explain.

On business travel whenever I need to, medical travel, hard to say when we need medical travel. I order my household and food supply out of Anchorage just about every 2 weeks and sometimes need to ship by freight.

How many adults (18 years old and older) live in your household?

1 ▼

How many children (under 18 years old) live in your household?

3 ▼

What months each year do you and other members of your household work for income, in any job or self-employment?

	You	Adult 2	Adult 3	Child 1	All others
January	<input checked="" type="checkbox"/>	<input type="checkbox"/>	<input type="checkbox"/>	<input type="checkbox"/>	<input type="checkbox"/>
February	<input checked="" type="checkbox"/>	<input type="checkbox"/>	<input type="checkbox"/>	<input type="checkbox"/>	<input type="checkbox"/>
March	<input checked="" type="checkbox"/>	<input type="checkbox"/>	<input type="checkbox"/>	<input type="checkbox"/>	<input type="checkbox"/>
April	<input checked="" type="checkbox"/>	<input type="checkbox"/>	<input type="checkbox"/>	<input type="checkbox"/>	<input type="checkbox"/>
May	<input checked="" type="checkbox"/>	<input type="checkbox"/>	<input type="checkbox"/>	<input type="checkbox"/>	<input type="checkbox"/>
June	<input checked="" type="checkbox"/>	<input type="checkbox"/>	<input type="checkbox"/>	<input checked="" type="checkbox"/>	<input checked="" type="checkbox"/>
July	<input checked="" type="checkbox"/>	<input type="checkbox"/>	<input type="checkbox"/>	<input checked="" type="checkbox"/>	<input checked="" type="checkbox"/>
August	<input checked="" type="checkbox"/>	<input type="checkbox"/>	<input type="checkbox"/>	<input checked="" type="checkbox"/>	<input checked="" type="checkbox"/>
September	<input checked="" type="checkbox"/>	<input type="checkbox"/>	<input type="checkbox"/>	<input type="checkbox"/>	<input type="checkbox"/>
October	<input checked="" type="checkbox"/>	<input type="checkbox"/>	<input type="checkbox"/>	<input type="checkbox"/>	<input type="checkbox"/>
November	<input checked="" type="checkbox"/>	<input type="checkbox"/>	<input type="checkbox"/>	<input type="checkbox"/>	<input type="checkbox"/>
December	<input checked="" type="checkbox"/>	<input type="checkbox"/>	<input type="checkbox"/>	<input type="checkbox"/>	<input type="checkbox"/>

What was your annual household income in 2016 and 2017?

	2016	2017
\$0 to \$29,999	<input type="checkbox"/>	<input type="checkbox"/>
\$30,000 to \$49,999	<input checked="" type="checkbox"/>	<input checked="" type="checkbox"/>
\$50,000 to \$74,999	<input type="checkbox"/>	<input type="checkbox"/>
\$75,000 to \$99,999	<input type="checkbox"/>	<input type="checkbox"/>
\$100,000 or more	<input type="checkbox"/>	<input type="checkbox"/>

What percentage of your income in 2017 did you receive from public or private employment, other than commercial fishing or processing? Full or part time, including employment with a tribal entity, Native Corporation, Yukon Kuskokwim Health Corporation, or the government.

100% ▼

What percentage of your income in 2017 did you receive from commercial fishing or processing?

Choose ▼

What months each year do you and other members of your household participate in subsistence activities?

	You	Adult 2	Adult 3	Child 1	All others
January	<input type="checkbox"/>	<input type="checkbox"/>	<input type="checkbox"/>	<input type="checkbox"/>	<input type="checkbox"/>
February	<input type="checkbox"/>	<input type="checkbox"/>	<input type="checkbox"/>	<input type="checkbox"/>	<input type="checkbox"/>
March	<input checked="" type="checkbox"/>	<input type="checkbox"/>	<input type="checkbox"/>	<input checked="" type="checkbox"/>	<input checked="" type="checkbox"/>
April	<input checked="" type="checkbox"/>	<input type="checkbox"/>	<input type="checkbox"/>	<input checked="" type="checkbox"/>	<input checked="" type="checkbox"/>
May	<input type="checkbox"/>	<input type="checkbox"/>	<input type="checkbox"/>	<input type="checkbox"/>	<input type="checkbox"/>
June	<input checked="" type="checkbox"/>	<input type="checkbox"/>	<input type="checkbox"/>	<input checked="" type="checkbox"/>	<input checked="" type="checkbox"/>
July	<input checked="" type="checkbox"/>	<input type="checkbox"/>	<input type="checkbox"/>	<input checked="" type="checkbox"/>	<input checked="" type="checkbox"/>
August	<input checked="" type="checkbox"/>	<input type="checkbox"/>	<input type="checkbox"/>	<input checked="" type="checkbox"/>	<input checked="" type="checkbox"/>
September	<input checked="" type="checkbox"/>	<input type="checkbox"/>	<input type="checkbox"/>	<input checked="" type="checkbox"/>	<input checked="" type="checkbox"/>
October	<input type="checkbox"/>	<input type="checkbox"/>	<input type="checkbox"/>	<input type="checkbox"/>	<input type="checkbox"/>
November	<input type="checkbox"/>	<input type="checkbox"/>	<input type="checkbox"/>	<input type="checkbox"/>	<input type="checkbox"/>
December	<input type="checkbox"/>	<input type="checkbox"/>	<input type="checkbox"/>	<input type="checkbox"/>	<input type="checkbox"/>

Would you like to tell the team anything else that may assist with the project?

If project goes through it will raise all prices and as it is now people will not be able to live on what they have now and not very many people have jobs.

Your name

Your email address (only if you would like to be added to the project email list for notifications)

Your phone number

This content is neither created nor endorsed by Google.

Google Forms

St. Mary's Airport Improvements

For travelers, residents, and elected officials. The purpose of this survey is to gather information for the airport condition and needs assessment. The survey closes on May 18, 2018.

DOT&PF operates all programs without regard to race, religion, color, gender, age, marital status, ability, or national origin. Full Title VI Nondiscrimination Policy: dot.alaska.gov/tvi_statement.shtml. To file a complaint, go to: dot.alaska.gov/cvlrts/titlevi.shtml.

In what city or village do you primarily live?

St. Mary's Alaska

Do you live there year-round?

Yes ▼

If not, please describe the places you live and what times of the year you are in each place.

In what ways do use the St. Mary's Airport?

- Personal travel
- Business travel
- Ordering goods and items
- Shipping out goods and items
- Other: _____

How often do you use the St. Mary's airport? Please explain.

At least 2 times a month for travel or shipping goods.

How many adults (18 years old and older) live in your household?

3 ▼

How many children (under 18 years old) live in your household?

2 ▼

What months each year do you and other members of your household work for income, in any job or self-employment?

	You	Adult 2	Adult 3	Child 1	All others
January	<input type="checkbox"/>	<input checked="" type="checkbox"/>	<input checked="" type="checkbox"/>	<input type="checkbox"/>	<input type="checkbox"/>
February	<input type="checkbox"/>	<input checked="" type="checkbox"/>	<input checked="" type="checkbox"/>	<input type="checkbox"/>	<input type="checkbox"/>
March	<input type="checkbox"/>	<input checked="" type="checkbox"/>	<input checked="" type="checkbox"/>	<input type="checkbox"/>	<input type="checkbox"/>
April	<input type="checkbox"/>	<input checked="" type="checkbox"/>	<input checked="" type="checkbox"/>	<input type="checkbox"/>	<input type="checkbox"/>
May	<input type="checkbox"/>	<input checked="" type="checkbox"/>	<input checked="" type="checkbox"/>	<input type="checkbox"/>	<input type="checkbox"/>
June	<input type="checkbox"/>	<input type="checkbox"/>	<input checked="" type="checkbox"/>	<input type="checkbox"/>	<input type="checkbox"/>
July	<input type="checkbox"/>	<input type="checkbox"/>	<input checked="" type="checkbox"/>	<input type="checkbox"/>	<input type="checkbox"/>
August	<input type="checkbox"/>	<input checked="" type="checkbox"/>	<input checked="" type="checkbox"/>	<input type="checkbox"/>	<input type="checkbox"/>
September	<input type="checkbox"/>	<input checked="" type="checkbox"/>	<input checked="" type="checkbox"/>	<input type="checkbox"/>	<input type="checkbox"/>
October	<input type="checkbox"/>	<input checked="" type="checkbox"/>	<input checked="" type="checkbox"/>	<input type="checkbox"/>	<input type="checkbox"/>
November	<input type="checkbox"/>	<input checked="" type="checkbox"/>	<input checked="" type="checkbox"/>	<input type="checkbox"/>	<input type="checkbox"/>
December	<input type="checkbox"/>	<input checked="" type="checkbox"/>	<input checked="" type="checkbox"/>	<input type="checkbox"/>	<input type="checkbox"/>

What was your annual household income in 2016 and 2017?

	2016	2017
\$0 to \$29,999	<input type="checkbox"/>	<input type="checkbox"/>
\$30,000 to \$49,999	<input checked="" type="checkbox"/>	<input checked="" type="checkbox"/>
\$50,000 to \$74,999	<input type="checkbox"/>	<input type="checkbox"/>
\$75,000 to \$99,999	<input type="checkbox"/>	<input type="checkbox"/>
\$100,000 or more	<input type="checkbox"/>	<input type="checkbox"/>

What percentage of your income in 2017 did you receive from public or private employment, other than commercial fishing or processing? Full or part time, including employment with a tribal entity, Native Corporation, Yukon Kuskokwim Health Corporation, or the government.

90% ▼

What percentage of your income in 2017 did you receive from commercial fishing or processing?

10% ▼

What months each year do you and other members of your household participate in subsistence activities?

	You	Adult 2	Adult 3	Child 1	All others
January	<input checked="" type="checkbox"/>	<input type="checkbox"/>	<input checked="" type="checkbox"/>	<input type="checkbox"/>	<input type="checkbox"/>
February	<input checked="" type="checkbox"/>	<input type="checkbox"/>	<input checked="" type="checkbox"/>	<input type="checkbox"/>	<input type="checkbox"/>
March	<input checked="" type="checkbox"/>	<input type="checkbox"/>	<input checked="" type="checkbox"/>	<input type="checkbox"/>	<input type="checkbox"/>
April	<input checked="" type="checkbox"/>	<input type="checkbox"/>	<input checked="" type="checkbox"/>	<input type="checkbox"/>	<input type="checkbox"/>
May	<input checked="" type="checkbox"/>	<input checked="" type="checkbox"/>	<input checked="" type="checkbox"/>	<input type="checkbox"/>	<input type="checkbox"/>
June	<input checked="" type="checkbox"/>	<input checked="" type="checkbox"/>	<input checked="" type="checkbox"/>	<input type="checkbox"/>	<input type="checkbox"/>
July	<input checked="" type="checkbox"/>	<input checked="" type="checkbox"/>	<input checked="" type="checkbox"/>	<input type="checkbox"/>	<input type="checkbox"/>
August	<input checked="" type="checkbox"/>	<input checked="" type="checkbox"/>	<input checked="" type="checkbox"/>	<input type="checkbox"/>	<input type="checkbox"/>
September	<input checked="" type="checkbox"/>	<input checked="" type="checkbox"/>	<input checked="" type="checkbox"/>	<input type="checkbox"/>	<input type="checkbox"/>
October	<input checked="" type="checkbox"/>	<input type="checkbox"/>	<input checked="" type="checkbox"/>	<input type="checkbox"/>	<input type="checkbox"/>
November	<input checked="" type="checkbox"/>	<input type="checkbox"/>	<input checked="" type="checkbox"/>	<input type="checkbox"/>	<input type="checkbox"/>
December	<input checked="" type="checkbox"/>	<input type="checkbox"/>	<input checked="" type="checkbox"/>	<input type="checkbox"/>	<input type="checkbox"/>

Would you like to tell the team anything else that may assist with the project?

Continue with the project but do not shorten runway too important for the area.

Your name

Christopher Beans

Your email address (only if you would like to be added to the project email list for notifications)

Your phone number

907 438 2102

This content is neither created nor endorsed by Google.

Google Forms

St. Mary's Airport Improvements

For travelers, residents, and elected officials. The purpose of this survey is to gather information for the airport condition and needs assessment. The survey closes on May 18, 2018.

DOT&PF operates all programs without regard to race, religion, color, gender, age, marital status, ability, or national origin. Full Title VI Nondiscrimination Policy: dot.alaska.gov/tvi_statement.shtml. To file a complaint, go to: dot.alaska.gov/cvlrts/titlevi.shtml.

In what city or village do you primarily live?

St. Marys

Do you live there year-round?

Yes ▼

If not, please describe the places you live and what times of the year you are in each place.

In what ways do use the St. Mary's Airport?

- Personal travel
- Business travel
- Ordering goods and items
- Shipping out goods and items
- Other: _____

How often do you use the St. Mary's airport? Please explain.

How many adults (18 years old and older) live in your household?

Choose ▼

How many children (under 18 years old) live in your household?

Choose ▼

What months each year do you and other members of your household work for income, in any job or self-employment?

	You	Adult 2	Adult 3	Child 1	All others
January	<input type="checkbox"/>	<input type="checkbox"/>	<input type="checkbox"/>	<input type="checkbox"/>	<input type="checkbox"/>
February	<input type="checkbox"/>	<input type="checkbox"/>	<input type="checkbox"/>	<input type="checkbox"/>	<input type="checkbox"/>
March	<input type="checkbox"/>	<input type="checkbox"/>	<input type="checkbox"/>	<input type="checkbox"/>	<input type="checkbox"/>
April	<input type="checkbox"/>	<input type="checkbox"/>	<input type="checkbox"/>	<input type="checkbox"/>	<input type="checkbox"/>
May	<input type="checkbox"/>	<input type="checkbox"/>	<input type="checkbox"/>	<input type="checkbox"/>	<input type="checkbox"/>
June	<input type="checkbox"/>	<input type="checkbox"/>	<input type="checkbox"/>	<input type="checkbox"/>	<input type="checkbox"/>
July	<input type="checkbox"/>	<input type="checkbox"/>	<input type="checkbox"/>	<input type="checkbox"/>	<input type="checkbox"/>
August	<input type="checkbox"/>	<input type="checkbox"/>	<input type="checkbox"/>	<input type="checkbox"/>	<input type="checkbox"/>
September	<input type="checkbox"/>	<input type="checkbox"/>	<input type="checkbox"/>	<input type="checkbox"/>	<input type="checkbox"/>
October	<input type="checkbox"/>	<input type="checkbox"/>	<input type="checkbox"/>	<input type="checkbox"/>	<input type="checkbox"/>
November	<input type="checkbox"/>	<input type="checkbox"/>	<input type="checkbox"/>	<input type="checkbox"/>	<input type="checkbox"/>
December	<input type="checkbox"/>	<input type="checkbox"/>	<input type="checkbox"/>	<input type="checkbox"/>	<input type="checkbox"/>

What was your annual household income in 2016 and 2017?

	2016	2017
\$0 to \$29,999	<input type="checkbox"/>	<input type="checkbox"/>
\$30,000 to \$49,999	<input type="checkbox"/>	<input type="checkbox"/>
\$50,000 to \$74,999	<input type="checkbox"/>	<input type="checkbox"/>
\$75,000 to \$99,999	<input type="checkbox"/>	<input type="checkbox"/>
\$100,000 or more	<input type="checkbox"/>	<input type="checkbox"/>

What percentage of your income in 2017 did you receive from public or private employment, other than commercial fishing or processing? Full or part time, including employment with a tribal entity, Native Corporation, Yukon Kuskokwim Health Corporation, or the government.

Choose ▼

What percentage of your income in 2017 did you receive from commercial fishing or processing?

Choose ▼

What months each year do you and other members of your household participate in subsistence activities?

	You	Adult 2	Adult 3	Child 1	All others
January	<input type="checkbox"/>	<input type="checkbox"/>	<input type="checkbox"/>	<input type="checkbox"/>	<input type="checkbox"/>
February	<input type="checkbox"/>	<input type="checkbox"/>	<input type="checkbox"/>	<input type="checkbox"/>	<input type="checkbox"/>
March	<input type="checkbox"/>	<input type="checkbox"/>	<input type="checkbox"/>	<input type="checkbox"/>	<input type="checkbox"/>
April	<input type="checkbox"/>	<input type="checkbox"/>	<input type="checkbox"/>	<input type="checkbox"/>	<input type="checkbox"/>
May	<input checked="" type="checkbox"/>	<input type="checkbox"/>	<input type="checkbox"/>	<input type="checkbox"/>	<input type="checkbox"/>
June	<input checked="" type="checkbox"/>	<input type="checkbox"/>	<input type="checkbox"/>	<input type="checkbox"/>	<input type="checkbox"/>
July	<input checked="" type="checkbox"/>	<input type="checkbox"/>	<input type="checkbox"/>	<input type="checkbox"/>	<input type="checkbox"/>
August	<input checked="" type="checkbox"/>	<input type="checkbox"/>	<input type="checkbox"/>	<input type="checkbox"/>	<input type="checkbox"/>
September	<input checked="" type="checkbox"/>	<input type="checkbox"/>	<input type="checkbox"/>	<input type="checkbox"/>	<input type="checkbox"/>
October	<input type="checkbox"/>	<input type="checkbox"/>	<input type="checkbox"/>	<input type="checkbox"/>	<input type="checkbox"/>
November	<input type="checkbox"/>	<input type="checkbox"/>	<input type="checkbox"/>	<input type="checkbox"/>	<input type="checkbox"/>
December	<input type="checkbox"/>	<input type="checkbox"/>	<input type="checkbox"/>	<input type="checkbox"/>	<input type="checkbox"/>

Would you like to tell the team anything else that may assist with the project?

Your name

Your email address (only if you would like to be added to the project email list for notifications)

Your phone number

This content is neither created nor endorsed by Google.

Google Forms

St. Mary's Airport Improvements

For travelers, residents, and elected officials. The purpose of this survey is to gather information for the airport condition and needs assessment. The survey closes on May 18, 2018.

DOT&PF operates all programs without regard to race, religion, color, gender, age, marital status, ability, or national origin. Full Title VI Nondiscrimination Policy: dot.alaska.gov/tvi_statement.shtml. To file a complaint, go to: dot.alaska.gov/cvlrts/titlevi.shtml.

In what city or village do you primarily live?

St. Mary's, AK

Do you live there year-round?

Yes ▼

If not, please describe the places you live and what times of the year you are in each place.

In what ways do use the St. Mary's Airport?

- Personal travel
- Business travel
- Ordering goods and items
- Shipping out goods and items

Other: _____

How often do you use the St. Mary's airport? Please explain.

How many adults (18 years old and older) live in your household?

Choose ▼

How many children (under 18 years old) live in your household?

Choose ▼

What months each year do you and other members of your household work for income, in any job or self-employment?

	You	Adult 2	Adult 3	Child 1	All others
January	<input type="checkbox"/>	<input type="checkbox"/>	<input type="checkbox"/>	<input type="checkbox"/>	<input type="checkbox"/>
February	<input type="checkbox"/>	<input type="checkbox"/>	<input type="checkbox"/>	<input type="checkbox"/>	<input type="checkbox"/>
March	<input type="checkbox"/>	<input type="checkbox"/>	<input type="checkbox"/>	<input type="checkbox"/>	<input type="checkbox"/>
April	<input type="checkbox"/>	<input type="checkbox"/>	<input type="checkbox"/>	<input type="checkbox"/>	<input type="checkbox"/>
May	<input checked="" type="checkbox"/>	<input type="checkbox"/>	<input type="checkbox"/>	<input type="checkbox"/>	<input type="checkbox"/>
June	<input checked="" type="checkbox"/>	<input type="checkbox"/>	<input type="checkbox"/>	<input type="checkbox"/>	<input type="checkbox"/>
July	<input checked="" type="checkbox"/>	<input type="checkbox"/>	<input type="checkbox"/>	<input type="checkbox"/>	<input type="checkbox"/>
August	<input checked="" type="checkbox"/>	<input type="checkbox"/>	<input type="checkbox"/>	<input type="checkbox"/>	<input type="checkbox"/>
September	<input checked="" type="checkbox"/>	<input type="checkbox"/>	<input type="checkbox"/>	<input type="checkbox"/>	<input type="checkbox"/>
October	<input type="checkbox"/>	<input type="checkbox"/>	<input type="checkbox"/>	<input type="checkbox"/>	<input type="checkbox"/>
November	<input type="checkbox"/>	<input type="checkbox"/>	<input type="checkbox"/>	<input type="checkbox"/>	<input type="checkbox"/>
December	<input type="checkbox"/>	<input type="checkbox"/>	<input type="checkbox"/>	<input type="checkbox"/>	<input type="checkbox"/>

What was your annual household income in 2016 and 2017?

	2016	2017
\$0 to \$29,999	<input type="checkbox"/>	<input type="checkbox"/>
\$30,000 to \$49,999	<input type="checkbox"/>	<input type="checkbox"/>
\$50,000 to \$74,999	<input type="checkbox"/>	<input type="checkbox"/>
\$75,000 to \$99,999	<input type="checkbox"/>	<input type="checkbox"/>
\$100,000 or more	<input type="checkbox"/>	<input type="checkbox"/>

What percentage of your income in 2017 did you receive from public or private employment, other than commercial fishing or processing? Full or part time, including employment with a tribal entity, Native Corporation, Yukon Kuskokwim Health Corporation, or the government.

Choose ▼

What percentage of your income in 2017 did you receive from commercial fishing or processing?

Choose ▼

What months each year do you and other members of your household participate in subsistence activities?

	You	Adult 2	Adult 3	Child 1	All others
January	<input type="checkbox"/>	<input type="checkbox"/>	<input type="checkbox"/>	<input type="checkbox"/>	<input type="checkbox"/>
February	<input type="checkbox"/>	<input type="checkbox"/>	<input type="checkbox"/>	<input type="checkbox"/>	<input type="checkbox"/>
March	<input type="checkbox"/>	<input type="checkbox"/>	<input type="checkbox"/>	<input type="checkbox"/>	<input type="checkbox"/>
April	<input type="checkbox"/>	<input type="checkbox"/>	<input type="checkbox"/>	<input type="checkbox"/>	<input type="checkbox"/>
May	<input type="checkbox"/>	<input type="checkbox"/>	<input type="checkbox"/>	<input type="checkbox"/>	<input type="checkbox"/>
June	<input type="checkbox"/>	<input type="checkbox"/>	<input type="checkbox"/>	<input type="checkbox"/>	<input type="checkbox"/>
July	<input type="checkbox"/>	<input type="checkbox"/>	<input type="checkbox"/>	<input type="checkbox"/>	<input type="checkbox"/>
August	<input type="checkbox"/>	<input type="checkbox"/>	<input type="checkbox"/>	<input type="checkbox"/>	<input type="checkbox"/>
September	<input type="checkbox"/>	<input type="checkbox"/>	<input type="checkbox"/>	<input type="checkbox"/>	<input type="checkbox"/>
October	<input type="checkbox"/>	<input type="checkbox"/>	<input type="checkbox"/>	<input type="checkbox"/>	<input type="checkbox"/>
November	<input type="checkbox"/>	<input type="checkbox"/>	<input type="checkbox"/>	<input type="checkbox"/>	<input type="checkbox"/>
December	<input type="checkbox"/>	<input type="checkbox"/>	<input type="checkbox"/>	<input type="checkbox"/>	<input type="checkbox"/>

Would you like to tell the team anything else that may assist with the project?

Your name

Your email address (only if you would like to be added to the project email list for notifications)

Your phone number

This content is neither created nor endorsed by Google.

Google Forms

St. Mary's Airport Improvements

For business owners and managers. The purpose of this survey is to gather information for the airport condition and needs assessment. The survey closes on May 18, 2018.

DOT&PF operates all programs without regard to race, religion, color, gender, age, marital status, ability, or national origin. Full Title VI Nondiscrimination Policy: dot.alaska.gov/tvi_statement.shtml. To file a complaint, go to: dot.alaska.gov/cvlrts/titlevi.shtml.

Your name

Randy Crawford

Your title

pres

Your phone number

253-847-3474

Your email address (only if you would like to be added to the project email list for notifications)

randy@borealfish.com

Your business name

Boreal Fisheries, Inc.

Physical address (street, city, state, zip)

mile 1.5 Airport Rd. S. St. Marys AK 99658

Mailing address same as physical

Yes

Mailing (street, city, state, zip)

P.O. Box 561 Graham, WA 98338

How many pounds of cargo do you ship inbound annually through St. Mary's Airport?

Average 125,000 lbs

How many pounds of cargo do you ship outbound annually through St. Mary's Airport?

Average 1,500,000 lbs per year over the past 45 years

How frequently do you have inbound shipments? (weekly, 2-3 per month, monthly, etc.)

During Summer, daily

How frequently do you have outbound shipments? (weekly, 2-3 per month, monthly, etc.)

During Salmon season sometimes multiple per day

How do your shipments vary by season at this location? Please describe.

Huge, all depends on summer Salmon season

Do the shipment amounts vary or are they usually similar in size? Please describe.

Always vary. Totally depends on salmon harvest

How dependent are your shipments on the aircraft that currently serve the St. Mary's Airport? For example, are there size or weight requirements that require a particular size of aircraft?

Our business requires the largest aircraft available, Herc, 727, 737, DC-6

If the size of aircraft serving St. Mary's Airport were to change, how would that impact your movement of cargo?

If it were to decrease, our business would cease to exist

On average, what cost per pound do you currently pay for your shipments through St. Mary's Airport? Please list inbound and outbound.

\$1.00 inbound, \$.38 outbound

If a change were to occur to aircraft type, aircraft size, frequency of service, or another factor, how would that affect your operation?

Large aircraft backhaul is the backbone of our business and the local economy

If you were to see a change in the cost of moving cargo, how would your business respond? Would you pass costs on to consumers, work to maintain costs, or approach it a different way?

If the airport was paved, more jets could land, decreasing cost, improving the local economy. Currently only one 737 has a gravel kit and it may retire in November. Evertts DC-6 fleet is approaching retirement as well.

What are your businesses' annual revenues at this location?

\$2,500,000 to \$4,999,999 ▼

How many people do you employ at this location on a full-time, year-round basis (32-40 hours per week)?

None year around

How many people do you employ at this location on a part-time, year-round basis (less than 32 hours per week)?

None year around

How many people do you employ at this location on a seasonal basis?
Please describe when they are employed.

Summer salmon season only, June to September, 60 people

How many people do you employ at this location on a temporary basis?
Please describe when they are employed.

All are just summer

How has your business changed over the last few years at this location?
Have you grown in revenues or number of employees, have you seen a
decline in revenues or number of employees, or have your operations
been unchanged?

Salmon volume has increased putting more demand on aircraft and there are fewer
available because of the gravel runway. Consequently more product was moved by water.

Do you have any other thoughts, ideas, or opinions you would like to
share about the role of the St. Mary's Airport in your business?

We built this business in 1974 at St. Mary's because of the runway. At the time Wein had
gravel kits on all their 737's, NAC had 14 DC-6's and Alaska International Air had all their
Herc's based in Alaska v.s. Dubi now. With so many airports paved in Alaska, the need for
St. Mary's to be paved is more important than before for the economy of these
communities.

Would you like to tell the team anything else that may assist with the project?

We understand the budget is more of a challenge than before but the local fish industry is the major stimulus to this economy. Without these millions of dollars, people don't have the money for an improved quality of life, all of which requires more airfreight and travel. The quantity of harvestable of salmon has increased yet air transport has become more limited due to the gravel. It is my hope that at some point pavement will be an option so this village can have a chance to prosper. Thank you for you attention to their future.

This content is neither created nor endorsed by Google.

Google Forms

St. Mary's Airport Improvements

For business owners and managers. The purpose of this survey is to gather information for the airport condition and needs assessment. The survey closes on May 18, 2018.

DOT&PF operates all programs without regard to race, religion, color, gender, age, marital status, ability, or national origin. Full Title VI Nondiscrimination Policy: dot.alaska.gov/tvi_statement.shtml. To file a complaint, go to: dot.alaska.gov/cvlrts/titlevi.shtml.

Your name

Carla McConnell

Your title

Chief Operating Officer

Your phone number

907-793-3138

Your email address (only if you would like to be added to the project email list for notifications)

cmcconnell@stmnc.net

Your business name

St. Mary's Native Corporation

Physical address (street, city, state, zip)

100 Yupik Road, St. Mary's, AK

Mailing address same as physical

Yes

Mailing (street, city, state, zip)

840 K Street, St. 200 Anchorage, AK 99501

How many pounds of cargo do you ship inbound annually through St. Mary's Airport?

500

How many pounds of cargo do you ship outbound annually through St. Mary's Airport?

200

How frequently do you have inbound shipments? (weekly, 2-3 per month, monthly, etc.)

Monthly

How frequently do you have outbound shipments? (weekly, 2-3 per month, monthly, etc.)

Quarterly

How do your shipments vary by season at this location? Please describe.

Shipping by air is more frequent in the winter months

Do the shipment amounts vary or are they usually similar in size? Please describe.

Vary - We ship everything from papers to refridgerators

How dependent are your shipments on the aircraft that currently serve the St. Mary's Airport? For example, are there size or weight requirements that require a particular size of aircraft?

We ship all shapes and sizes. We do construction and residential leasing so we shipments vary in size.

If the size of aircraft serving St. Mary's Airport were to change, how would that impact your movement of cargo?

I'm assuming you mean a smaller aircraft. We often have emergency shipments of larger appliances and construction supplies in the winter that require more cargo space. Smaller aircraft may limit that.

On average, what cost per pound do you currently pay for your shipments through St. Mary's Airport? Please list inbound and outbound.

We work mostly through RAVN. Price is around \$1.30 per pound. We use Everts here and there.

If a change were to occur to aircraft type, aircraft size, frequency of service, or another factor, how would that affect your operation?

Almost every flight out to St. Mary's is booked, either with cargo or people. A smaller craft (again I'm assuming you mean a smaller craft when you say aircraft change) would more significantly hinder our shareholders. KSM is a hub for some of the surrounding areas since it's cheaper to fly into KSM and then find alternative transportation out to Emmonak, Pilot, Marshall and other villages.

If you were to see a change in the cost of moving cargo, how would your business respond? Would you pass costs on to consumers, work to maintain costs, or approach it a different way?

Again, I'm assuming you mean an increase in cost. Doing business in the village is like being held hostage by logistics. We have no choice but to pay and that cost is passed onto shareholders who are already living below the poverty level and paying outrageous shipping costs.

What are your businesses' annual revenues at this location?

\$200,000 to \$299,999 ▼

How many people do you employ at this location on a full-time, year-round basis (32-40 hours per week)?

3

How many people do you employ at this location on a part-time, year-round basis (less than 32 hours per week)?

1

How many people do you employ at this location on a seasonal basis?
Please describe when they are employed.

How many people do you employ at this location on a temporary basis?
Please describe when they are employed.

7 - Quarterly for 1-2 days, 1 - for a week each month

How has your business changed over the last few years at this location?
Have you grown in revenues or number of employees, have you seen a decline in revenues or number of employees, or have your operations been unchanged?

unchanged

Do you have any other thoughts, ideas, or opinions you would like to share about the role of the St. Mary's Airport in your business?

I wish this survey was more clear. Instead of saying a change in the size of aircraft, it should be stated if the aircraft that will come in after "improvements" will be smaller. I would hate to mislead the public in this type of survey.

Would you like to tell the team anything else that may assist with the project?

I just want to re-iterate that we should not do anything that will harm the people out in the villages. Life is hard enough without extra challenges. If their food becomes more expensive to ship in, many will be harmed. The current price for a gallon of milk is nearly \$9. Fewer shipments will also impact fresh food.

This content is neither created nor endorsed by Google.

Google Forms

St. Mary's Airport Improvements

For business owners and managers. The purpose of this survey is to gather information for the airport condition and needs assessment. The survey closes on May 18, 2018.

DOT&PF operates all programs without regard to race, religion, color, gender, age, marital status, ability, or national origin. Full Title VI Nondiscrimination Policy: dot.alaska.gov/tvi_statement.shtml. To file a complaint, go to: dot.alaska.gov/cvlrts/titlevi.shtml.

Your name

David Herbert

Your title

Superintendent of Schools St. Mary's

Your phone number

9074382411

Your email address (only if you would like to be added to the project email list for notifications)

dherbert@smcsd.us

Your business name

St. Mary's School District

Physical address (street, city, state, zip)

1 Dixon Circle

Mailing address same as physical

Yes

Mailing (street, city, state, zip)

PO Box 9, St. Mary's, AK, 99658

How many pounds of cargo do you ship inbound annually through St. Mary's Airport?

175,000 Pounds Minimum

How many pounds of cargo do you ship outbound annually through St. Mary's Airport?

5,000 pounds

How frequently do you have inbound shipments? (weekly, 2-3 per month, monthly, etc.)

weekly every week

How frequently do you have outbound shipments? (weekly, 2-3 per month, monthly, etc.)

3 times a month

How do your shipments vary by season at this location? Please describe.

Start of school year has a slightly larger shipments than the rest of the year

Do the shipment amounts vary or are they usually similar in size? Please describe.

They vary

How dependent are your shipments on the aircraft that currently serve the St. Mary's Airport? For example, are there size or weight requirements that require a particular size of aircraft?

Extremely dependent on larger aircraft such as 737 and DC 6 for most shipments!

If the size of aircraft serving St. Mary's Airport were to change, how would that impact your movement of cargo?

That would have an extremely negative effect on the movement of our cargo and would significantly increase the cost of goods purchased by the school district. Many items could simply not be shipped to the district without use of the larger aircraft.

On average, what cost per pound do you currently pay for your shipments through St. Mary's Airport? Please list inbound and outbound.

Inbound \$1.40 Outbound .60 cents per pound

If a change were to occur to aircraft type, aircraft size, frequency of service, or another factor, how would that affect your operation?

If the aircraft type, size or frequency changed it would exponentially increase the costs of running our School District. We depend heavily on the current aircraft type, size, and frequency to deliver goods and supplies to support our school district.

If you were to see a change in the cost of moving cargo, how would your business respond? Would you pass costs on to consumers, work to maintain costs, or approach it a different way?

We would not be able to pass the cost on to customers, our customers are our students, we are a public school district. Overall, the costs of running a school district in St. Mary's would increase both Federal and State money spent on cargo for the school district.

What are your businesses' annual revenues at this location?

\$2,500,000 to \$4,999,999 ▼

How many people do you employ at this location on a full-time, year-round basis (32-40 hours per week)?

38 people

How many people do you employ at this location on a part-time, year-round basis (less than 32 hours per week)?

20

How many people do you employ at this location on a seasonal basis?
Please describe when they are employed.

School teachers are off the months of June and July

How many people do you employ at this location on a temporary basis?
Please describe when they are employed.

8

How has your business changed over the last few years at this location?
Have you grown in revenues or number of employees, have you seen a decline in revenues or number of employees, or have your operations been unchanged?

The student enrollment has overall been increasing, which then increases our revenues.

Do you have any other thoughts, ideas, or opinions you would like to share about the role of the St. Mary's Airport in your business?

If the runway was shortened, as I understand it may be through this project, it would have a devastating impact on the community of St. Mary's and the surrounding communities. If the runway no longer supported the 737, DC 6, Dash 8, and other large aircraft the community, school, sub regional clinic, troopers, deep water port, fuel stations, etc would suffer sever economic hardships. In addition, I believe it would have detrimental effects on the employment rate in the community, the summer fishing industry which flies all fish out of St.Mary's, and would have sever effects on the surrounding communities which depend on St. Mary's as the hub for the region. PLEASE DO NOT LET THE RUNWAY GET SHORTENED, THANK YOU!

Would you like to tell the team anything else that may assist with the project?

I am more than willing to talk with anyone about the negative effects shortening the runway would have on the community of St. Mary's and the surrounding communities. I have been a resident of St. Mary's for the past 13 years and as the superintendent of the school district I have first hand knowledge of the negative effects this would cause and have the support of the other superintendents in the surrounding school districts in pleading with DOT NOT to shorten the runway. Thank you in advance for your consideration of this request.

This content is neither created nor endorsed by Google.

Google Forms

St. Mary's Airport Improvements

For business owners and managers. The purpose of this survey is to gather information for the airport condition and needs assessment. The survey closes on May 18, 2018.

DOT&PF operates all programs without regard to race, religion, color, gender, age, marital status, ability, or national origin. Full Title VI Nondiscrimination Policy: dot.alaska.gov/tvi_statement.shtml. To file a complaint, go to: dot.alaska.gov/cvlrts/titlevi.shtml.

Your name

Rosalind Schmeling

Your title

owner/operator

Your phone number

509-230-3379

Your email address (only if you would like to be added to the project email list for notifications)

rozsbnb@hotmail.com

Your business name

NA

Physical address (street, city, state, zip)

9089 N.Concho Dr. Kingman,Az. 86401

Mailing address same as physical

Yes

Mailing (street, city, state, zip)

How many pounds of cargo do you ship inbound annually through St. Mary's Airport?

NA

How many pounds of cargo do you ship outbound annually through St. Mary's Airport?

NA

How frequently do you have inbound shipments? (weekly, 2-3 per month, monthly, etc.)

NA

How frequently do you have outbound shipments? (weekly, 2-3 per month, monthly, etc.)

NA

How do your shipments vary by season at this location? Please describe.

NA

Do the shipment amounts vary or are they usually similar in size? Please describe.

NA

How dependent are your shipments on the aircraft that currently serve the St. Mary's Airport? For example, are there size or weight requirements that require a particular size of aircraft?

Totally dependent for everything unless you can have it come on a barge

If the size of aircraft serving St. Mary's Airport were to change, how would that impact your movement of cargo?

It would be impossible to get anything oversized

On average, what cost per pound do you currently pay for your shipments through St. Mary's Airport? Please list inbound and outbound.

NA


If a change were to occur to aircraft type, aircraft size, frequency of service, or another factor, how would that affect your operation?

It would effect every business and services in town

If you were to see a change in the cost of moving cargo, how would your business respond? Would you pass costs on to consumers, work to maintain costs, or approach it a different way?

It already is passed on to everyone in the villages it would go up astronomically

What are your businesses' annual revenues at this location?

Choose 

How many people do you employ at this location on a full-time, year-round basis (32-40 hours per week)?

NA

How many people do you employ at this location on a part-time, year-round basis (less than 32 hours per week)?

NA

How many people do you employ at this location on a seasonal basis? Please describe when they are employed.

NA

How many people do you employ at this location on a temporary basis?
Please describe when they are employed.

NA

How has your business changed over the last few years at this location?
Have you grown in revenues or number of employees, have you seen a
decline in revenues or number of employees, or have your operations
been unchanged?

NA

Do you have any other thoughts, ideas, or opinions you would like to
share about the role of the St. Mary's Airport in your business?

NA

Would you like to tell the team anything else that may assist with the
project?

After living in the Lower Yukon for about 30 years I have seen great changes to the villages.
Some good some bad. Most infrastructure improvements have had a tremendous effect
that have improved the quality of life for everyone living in the "Bush". There has been great
progress that encourage the growth of business and has encouraged the youth to further
their education. Now I see that the government again compromising the lives, livelihoods,
and safety of the villages of the lower Yukon by cutting cost of doing proper and appropriate
improvements.

This content is neither created nor endorsed by Google.

Google Forms

St. Mary's Airport Improvements

For business owners and managers. The purpose of this survey is to gather information for the airport condition and needs assessment. The survey closes on May 18, 2018.

DOT&PF operates all programs without regard to race, religion, color, gender, age, marital status, ability, or national origin. Full Title VI Nondiscrimination Policy: dot.alaska.gov/tvi_statement.shtml. To file a complaint, go to: dot.alaska.gov/cvlrts/titlevi.shtml.

Your name

Rocky Frerichs

Your title

Director Sales and Operations

Your phone number

1-907-440-0590

Your email address (only if you would like to be added to the project email list for notifications)

rfrerichs@northwest.ca

Your business name

Alaska Commercial

Physical address (street, city, state, zip)

3830 Old International Airport Rd

Mailing address same as physical

Yes

Mailing (street, city, state, zip)

How many pounds of cargo do you ship inbound annually through St. Mary's Airport?

2.5M

How many pounds of cargo do you ship outbound annually through St. Mary's Airport?

Minimal

How frequently do you have inbound shipments? (weekly, 2-3 per month, monthly, etc.)

Daily

How frequently do you have outbound shipments? (weekly, 2-3 per month, monthly, etc.)

Monthly

How do your shipments vary by season at this location? Please describe.

Stays the same

Do the shipment amounts vary or are they usually similar in size? Please describe.

From small boxes to refrigerators,boats, ATV's, snow machines, Mattresses, couches, etc.

How dependent are your shipments on the aircraft that currently serve the St. Mary's Airport? For example, are there size or weight requirements that require a particular size of aircraft?

Being able to ship full pallets of product keeps damage and loss to a minimum.

If the size of aircraft serving St. Mary's Airport were to change, how would that impact your movement of cargo?

Large items such as appliances, furniture, boats, ATV's snow machines would be much more challenging to get into St. Marys, Mtn. Village, and Pilot Station.

On average, what cost per pound do you currently pay for your shipments through St. Mary's Airport? Please list inbound and outbound.

By-pass 37 cents LB. Airfreight 57 cents LB.

If a change were to occur to aircraft type, aircraft size, frequency of service, or another factor, how would that affect your operation?

It would make the transportation of the quantity, quality and type of commodity more challenging to get in a timely manner.

If you were to see a change in the cost of moving cargo, how would your business respond? Would you pass costs on to consumers, work to maintain costs, or approach it a different way?

We would have to pass on the costs to maintain our margins.

What are your businesses' annual revenues at this location?

\$10,000,000 or more ▼

How many people do you employ at this location on a full-time, year-round basis (32-40 hours per week)?

22

How many people do you employ at this location on a part-time, year-round basis (less than 32 hours per week)?

22

How many people do you employ at this location on a seasonal basis? Please describe when they are employed.

0

How many people do you employ at this location on a temporary basis?
Please describe when they are employed.

0

How has your business changed over the last few years at this location?
Have you grown in revenues or number of employees, have you seen a decline in revenues or number of employees, or have your operations been unchanged?

All three AC stores are growing in sales and we have expanded the sites allowing for more local employees to work at the stores.

Do you have any other thoughts, ideas, or opinions you would like to share about the role of the St. Mary's Airport in your business?

If it was not for the airport we could not get freight in a timely fashion or offer the goods we currently offer. The airport is our life line so that we may serve our customers and provide them with healthy choices of food and a variety of General Merchandise.

Would you like to tell the team anything else that may assist with the project?

If Everett's quits flying their DC6 into Emmonak I would assume that St. Marys would become the Hub for Emmonak, Kotlik, Alakanuk and Nunam Iqua.

This content is neither created nor endorsed by Google.

Google Forms

St. Mary's Airport Improvements

For business owners and managers. The purpose of this survey is to gather information for the airport condition and needs assessment. The survey closes on May 18, 2018.

DOT&PF operates all programs without regard to race, religion, color, gender, age, marital status, ability, or national origin. Full Title VI Nondiscrimination Policy: dot.alaska.gov/tvi_statement.shtml. To file a complaint, go to: dot.alaska.gov/cvlrts/titlevi.shtml.

Your name

Walton Smith

Your title

City Manager

Your phone number

907-438-2515

Your email address (only if you would like to be added to the project email list for notifications)

Your business name

City of St. Mary's

Physical address (street, city, state, zip)

174 Paukan Ave.

Mailing address same as physical

Yes

Mailing (street, city, state, zip)

P.O. Box 28. St. Mary's AK 99658

How many pounds of cargo do you ship inbound annually through St. Mary's Airport?

How many pounds of cargo do you ship outbound annually through St. Mary's Airport?

How frequently do you have inbound shipments? (weekly, 2-3 per month, monthly, etc.)

weekly, during construction season several times per week

How frequently do you have outbound shipments? (weekly, 2-3 per month, monthly, etc.)

2 to 3 per month. More often during summer months

How do your shipments vary by season at this location? Please describe.

Our frequency for inbound and outbound freight is perhaps 4 times as much during the summer construction season.

Do the shipment amounts vary or are they usually similar in size? Please describe.

It can be as large as a complete Caterpillar engine block, or as small as a very small parts envelope. Drums of oil and antifreeze.

How dependent are your shipments on the aircraft that currently serve the St. Mary's Airport? For example, are there size or weight requirements that require a particular size of aircraft?

Everts and NAC are much more able to handle larger items, and more dependable. Shipping a large item through RAVN might take WEEKS before they get it on a slight.

If the size of aircraft serving St. Mary's Airport were to change, how would that impact your movement of cargo?

For larger items, we might have to wait WEEKS before receiving them. This would have a huge impact on our water and sewer projects (equipment breakdowns) as well as our gravel and road repair operations (major equipment parts taking forever to get here.) We regularly need large engine components or parts for time critical repairs.

On average, what cost per pound do you currently pay for your shipments through St. Mary's Airport? Please list inbound and outbound.

\$1.25 inbound, \$.50 on most outbound freight.

If a change were to occur to aircraft type, aircraft size, frequency of service, or another factor, how would that affect your operation?

Much slower turnaround on parts and supplies, with major impacts on project completion ability. We would be laying-off employees regularly

If you were to see a change in the cost of moving cargo, how would your business respond? Would you pass costs on to consumers, work to maintain costs, or approach it a different way?

We are pretty much at the bottom of the heap. We only have local consumers to pass a cost off to. You can only get so much blood from a turnip. We would probably have to figure out a way to further reduce city services to offset increased freight costs. We already have additional costs passed along to us by the State.... "unfunded mandates."

What are your businesses' annual revenues at this location?

\$1,000,000 to \$2,499,999 ▼

How many people do you employ at this location on a full-time, year-round basis (32-40 hours per week)?

9

How many people do you employ at this location on a part-time, year-round basis (less than 32 hours per week)?

4

How many people do you employ at this location on a seasonal basis? Please describe when they are employed.

10, depending on our summer construction funding. Staff gravel pit and water and sewer construction projects.

How many people do you employ at this location on a temporary basis? Please describe when they are employed.

4. Mostly for project specific tasks (repairing a roof, putting in doors, and other very specific tasks.)

How has your business changed over the last few years at this location? Have you grown in revenues or number of employees, have you seen a decline in revenues or number of employees, or have your operations been unchanged?

Employees getting NO raises, some cutbacks in hours.

Do you have any other thoughts, ideas, or opinions you would like to share about the role of the St. Mary's Airport in your business?

Without larger, frequent carriers who can handle large items we would be constantly laying-off employees waiting for parts and materials.

Would you like to tell the team anything else that may assist with the project?

We are a regional receiver for all sorts of freight. People travel from the coast to pick up ATV's, Snow-machines, and other large items. If we have to shift our large items to Bethel, we will see a huge increase in costs for chartering large loads over to our airport.

This content is neither created nor endorsed by Google.

Google Forms

St. Mary's Airport Improvements

For business owners and managers. The purpose of this survey is to gather information for the airport condition and needs assessment. The survey closes on May 18, 2018.

DOT&PF operates all programs without regard to race, religion, color, gender, age, marital status, ability, or national origin. Full Title VI Nondiscrimination Policy: dot.alaska.gov/tvi_statement.shtml. To file a complaint, go to: dot.alaska.gov/cvlrts/titlevi.shtml.

Your name

Jonathan DeHart

Your title

General Manager

Your phone number

907-793-3140

Your email address (only if you would like to be added to the project email list for notifications)

jdehart@stmnc.net

Your business name

SMNC Properties, LLC

Physical address (street, city, state, zip)

100 Yup'ik Road, St. Mary's, AK 99658

Mailing address same as physical

Yes

Mailing (street, city, state, zip)

840 K St Ste 200 Anchorage, AK 99501

How many pounds of cargo do you ship inbound annually through St. Mary's Airport?

1000

How many pounds of cargo do you ship outbound annually through St. Mary's Airport?

300

How frequently do you have inbound shipments? (weekly, 2-3 per month, monthly, etc.)

Monthly

How frequently do you have outbound shipments? (weekly, 2-3 per month, monthly, etc.)

Quarterly

How do your shipments vary by season at this location? Please describe.

Depending on projects. More projects happen in the summer. We do have special orders in the winter as appliances and parts break down unpredictably at our properties.

Do the shipment amounts vary or are they usually similar in size? Please describe.

They do vary. Sometimes it's one box, occasionally we have crates, and other times heavy appliances.

How dependent are your shipments on the aircraft that currently serve the St. Mary's Airport? For example, are there size or weight requirements that require a particular size of aircraft?

Very dependent on NAC freight, Ravn freight and Everts. Size restriction is often a consideration with what we ship to St. Mary's.

If the size of aircraft serving St. Mary's Airport were to change, how would that impact your movement of cargo?

If the size of the aircrafts were to be smaller that would negatively impact our business.

On average, what cost per pound do you currently pay for your shipments through St. Mary's Airport? Please list inbound and outbound.

1.35 cents per pound

If a change were to occur to aircraft type, aircraft size, frequency of service, or another factor, how would that affect your operation?

If the size were to be smaller, that would not be a good thing for our business. Also, we rely on the option of daily shipments to St. Mary's.

If you were to see a change in the cost of moving cargo, how would your business respond? Would you pass costs on to consumers, work to maintain costs, or approach it a different way?

Yes, we would probably have to pass on the cost to our customers if the price were to increase.

What are your businesses' annual revenues at this location?

\$300,000 to \$399,999 ▼

How many people do you employ at this location on a full-time, year-round basis (32-40 hours per week)?

0

How many people do you employ at this location on a part-time, year-round basis (less than 32 hours per week)?

3

How many people do you employ at this location on a seasonal basis? Please describe when they are employed.

5 during summer projects.

How many people do you employ at this location on a temporary basis? Please describe when they are employed.

There is a potential that if we win contracts, we may have to employ up to 5 additional employees temporarily during the scope of the project.

How has your business changed over the last few years at this location? Have you grown in revenues or number of employees, have you seen a decline in revenues or number of employees, or have your operations been unchanged?

We have seen an increase in revenues, therefore have hired additional employees and will most likely need to hire more in the near future.

Do you have any other thoughts, ideas, or opinions you would like to share about the role of the St. Mary's Airport in your business?

We do not want to see the runway shortened and would rather see the improvements be made. Having the runway shortened would have a negative impact on the community and also that region, along with our business.

Would you like to tell the team anything else that may assist with the project?

Please consider the upcoming projects in the area, including the St. Mary's - Mountain Village inter tie project, and other developments that may be under way and will increase the need for having the size of aircrafts that serve St. Mary's.

This content is neither created nor endorsed by Google.

Google Forms

St. Mary's Airport Improvements

For business owners and managers. The purpose of this survey is to gather information for the airport condition and needs assessment. The survey closes on May 18, 2018.

DOT&PF operates all programs without regard to race, religion, color, gender, age, marital status, ability, or national origin. Full Title VI Nondiscrimination Policy: dot.alaska.gov/tvi_statement.shtml. To file a complaint, go to: dot.alaska.gov/cvlrts/titlevi.shtml.

Your name

Morris Alstrom

Your title

Tribal Transportation Program Director

Your phone number

907-438-6060

Your email address (only if you would like to be added to the project email list for notifications)

andreauskitrails@hotmail.com

Your business name

Yupiit of Andreafski

Physical address (street, city, state, zip)

Box 88 St. Mary's Alaska 99658

Mailing address same as physical

Yes

Mailing (street, city, state, zip)

Box 88 St. Mary's Alaska 99658

How many pounds of cargo do you ship inbound annually through St. Mary's Airport?

1-1000 pounds normally. For projects, (periodically) 1-5000 pounds

How many pounds of cargo do you ship outbound annually through St. Mary's Airport?

1-100 pounds

How frequently do you have inbound shipments? (weekly, 2-3 per month, monthly, etc.)

up to 5 times a year

How frequently do you have outbound shipments? (weekly, 2-3 per month, monthly, etc.)

up to 5 times a year

How do your shipments vary by season at this location? Please describe.

mostly during Spring Summer and Fall during construction season

Do the shipment amounts vary or are they usually similar in size? Please describe.

Vary, from letter size to equipment and material needed for a road and/or facility project

How dependent are your shipments on the aircraft that currently serve the St. Mary's Airport? For example, are there size or weight requirements that require a particular size of aircraft?

YES very dependent on the larger aircraft to haul larger or bulk equipment and material needed for a project that carries a priority rating.

If the size of aircraft serving St. Mary's Airport were to change, how would that impact your movement of cargo?

This would greatly diminish my program's capacity to complete projects on time and on budget for the community. It would have a profound negative impact.

On average, what cost per pound do you currently pay for your shipments through St. Mary's Airport? Please list inbound and outbound.

\$25.00 for small package service (single item) and up to 70 cents to \$1.50+ per pound for larger items (general rate to priority rate). Generally slightly cheaper to ship out only by about 20 cents to 50 cents on larger items. Small package single item remains the same.

If a change were to occur to aircraft type, aircraft size, frequency of service, or another factor, how would that affect your operation?

Very serious negative impacts on projects which would affect all areas of that and result in job losses and much smaller projects with much smaller value and benefits for the community. Pretty much have a crippling effect.

If you were to see a change in the cost of moving cargo, how would your business respond? Would you pass costs on to consumers, work to maintain costs, or approach it a different way?

Absolutely have to pass those costs on to the community members and require smaller projects and decreased benefits.

What are your businesses' annual revenues at this location?

\$100,000 to \$199,999 ▼

How many people do you employ at this location on a full-time, year-round basis (32-40 hours per week)?

3

How many people do you employ at this location on a part-time, year-round basis (less than 32 hours per week)?

1

How many people do you employ at this location on a seasonal basis?
Please describe when they are employed.

How many people do you employ at this location on a temporary basis?
Please describe when they are employed.

up to 5 during a project season, June thru August or September.

How has your business changed over the last few years at this location?
Have you grown in revenues or number of employees, have you seen a decline in revenues or number of employees, or have your operations been unchanged?

This program has seen increased funding for projects and for that reason it has been able to employ more people on a seasonal basis.

Do you have any other thoughts, ideas, or opinions you would like to share about the role of the St. Mary's Airport in your business?

That airport is very important to our community and economy. DO NOT SHORTEN THE USABLE LENGTH OF RUNWAY 16-34 (THE NORTH-SOUTH RUNWAY) AT ST. MARY'S AIRPORT. THAT AIRPORT IS VITAL TO THE ECONOMIC ACTIVITIES IN ST. MARY'S, PITKAS POINT, MOUNTAIN VILLAGE AND PILOT STATION, ALASKA

Would you like to tell the team anything else that may assist with the project?

FIGURE OUT OTHER COST SAVING MEASURES TO MAINTAIN AND PRESERVE THAT LONG RUNWAY, 16-34, NOT KILL IT.

This content is neither created nor endorsed by Google.

Google Forms

St. Mary's Airport Improvements

For business owners and managers. The purpose of this survey is to gather information for the airport condition and needs assessment. The survey closes on May 18, 2018.

DOT&PF operates all programs without regard to race, religion, color, gender, age, marital status, ability, or national origin. Full Title VI Nondiscrimination Policy: dot.alaska.gov/tvi_statement.shtml. To file a complaint, go to: dot.alaska.gov/cvlrts/titlevi.shtml.

Your name

Sven Paukan

Your title

Tribal Administrator

Your phone number

9074382932

Your email address (only if you would like to be added to the project email list for notifications)

algaaciq@yahoo.com

Your business name

Algaaciq Tribal Government

Physical address (street, city, state, zip)

200 Paukan Avenue St. Mary's, AK 99658

Mailing address same as physical

Yes

Mailing (street, city, state, zip)

PO Box 48 St. Mary's, AK 99658

How many pounds of cargo do you ship inbound annually through St. Mary's Airport?

How many pounds of cargo do you ship outbound annually through St. Mary's Airport?

1000

How frequently do you have inbound shipments? (weekly, 2-3 per month, monthly, etc.)

weekly

How frequently do you have outbound shipments? (weekly, 2-3 per month, monthly, etc.)

weekly

How do your shipments vary by season at this location? Please describe.

Depending on activities we are conducting.

Do the shipment amounts vary or are they usually similar in size? Please describe.

Yes, depending on activities.

How dependent are your shipments on the aircraft that currently serve the St. Mary's Airport? For example, are there size or weight requirements that require a particular size of aircraft?

Very dependent on use of current aircraft, especially aircraft currently used by NAC and Everts Air, due to size and loads available.

If the size of aircraft serving St. Mary's Airport were to change, how would that impact your movement of cargo?

DO NOT SHORTEN THE CURRENT RUNWAY. Changing from current size of air cargo aircraft to smaller aircraft would severely affect movement of cargo. Increases in costs for all goods and freight would negatively affect not only the tribe but also our tribal members (numbering roughly 300 here in St. Mary's) who rely on the airlines to bring in our groceries, mail and freight.

On average, what cost per pound do you currently pay for your shipments through St. Mary's Airport? Please list inbound and outbound.

If a change were to occur to aircraft type, aircraft size, frequency of service, or another factor, how would that affect your operation?

DO NOT SHORTEN OUR RUNWAY. Any change from current aircraft type, size, frequency would negatively affect our operation by increased costs from the change in larger to smaller aircraft if the runway were to be shortened. Our current runway allows current business to keep freight costs lower, not only for St. Mary's but also for surrounding communities who also rely on these airlines to bring in their freight and goods.

If you were to see a change in the cost of moving cargo, how would your business respond? Would you pass costs on to consumers, work to maintain costs, or approach it a different way?

As a non-profit we do not have any way to respond to higher costs except to cut services to our members to respond to higher freight/travel costs if the runway were to be shorted, thus making the airlines use different, costlier aircraft to bring in freight/goods

What are your businesses' annual revenues at this location?

Choose 

How many people do you employ at this location on a full-time, year-round basis (32-40 hours per week)?

3

How many people do you employ at this location on a part-time, year-round basis (less than 32 hours per week)?

5

How many people do you employ at this location on a seasonal basis?
Please describe when they are employed.

12 - seasonally during the summer months

How many people do you employ at this location on a temporary basis?
Please describe when they are employed.

5 - on an as-needed basis when needs require

How has your business changed over the last few years at this location?
Have you grown in revenues or number of employees, have you seen a decline in revenues or number of employees, or have your operations been unchanged?

Our operations have remained unchanged these last few years, however we are looking to increase our funding source thereby increasing employment and services we provide our members.

Do you have any other thoughts, ideas, or opinions you would like to share about the role of the St. Mary's Airport in your business?

DO NOT SHORTEN OUR RUNWAY. Any plans to shorten our runway would negatively impact the community, our tribal members, and surrounding communities who rely on this important infrastructure. A shorter runway would mean increased freight costs to everyone involved, increased grocery prices, increased travel costs. The St. Mary's airport not only serves the community of St. Mary's, but also surrounding communities of Pilot Station, Mt. Village, Pitka's Point by bring in those communities groceries and mail. The St. Mary's airport also serves these communities but also coastal communities of Kotlik, Emmonak, Alakanuk, and Nunam Iqua for passenger, mail and freight services.

Would you like to tell the team anything else that may assist with the project?

DO NOT SHORTEN THE ST. MARY'S RUNWAY. The local fishermen from Mt. Village, St. Mary's, Pitka's Point, Pilot Station, Marshal and even Russian Mission rely on the airlines to bring in their current large cargo aircraft to haul out the salmon during the summer commercial fishing season. Any changes to the length of the runway means a change to the type of aircraft that can effectively land and takeoff and a shorter runway would effectively kill the commercial fishery for all those communities listed above. The commercial fishing industry is an essential and vital component of local economics for many peopling living in these communities which brings in much needed cash to the Kusilvak region (formaly Wade Hampton), which is the most economically depressed region in the whole US. Commercial fishing income is intrinsically intertwined in the local subsistence economy where up to 90% of local families rely on this income as a multiplier for their year-round nutritional needs, including heating needs.

This content is neither created nor endorsed by Google.

Google Forms

St. Mary's Airport Improvements

For business owners and managers. The purpose of this survey is to gather information for the airport condition and needs assessment. The survey closes on May 18, 2018.

DOT&PF operates all programs without regard to race, religion, color, gender, age, marital status, ability, or national origin. Full Title VI Nondiscrimination Policy: dot.alaska.gov/tvi_statement.shtml. To file a complaint, go to: dot.alaska.gov/cvlrts/titlevi.shtml.

Your name

Richard Alstrom

Your title

Tribal Administrator

Your phone number

(907) 438-2312

Your email address (only if you would like to be added to the project email list for notifications)

yupiit.of.andreaafski@gmail.com

Your business name

Yupiit of Andreaafski

Physical address (street, city, state, zip)

51 Westdahl St., St. Mary's, AK 99658

Mailing address same as physical

Yes

Mailing (street, city, state, zip)

PO Box 88, St. Mary's, AK 99658

How many pounds of cargo do you ship inbound annually through St. Mary's Airport?

3,000 pounds

How many pounds of cargo do you ship outbound annually through St. Mary's Airport?

12,000 pounds

How frequently do you have inbound shipments? (weekly, 2-3 per month, monthly, etc.)

1/month

How frequently do you have outbound shipments? (weekly, 2-3 per month, monthly, etc.)

once every three months

How do your shipments vary by season at this location? Please describe.

Normally more are shipped out in the fall.

Do the shipment amounts vary or are they usually similar in size? Please describe.

Varies. More poundage is shipped out in the fall.

How dependent are your shipments on the aircraft that currently serve the St. Mary's Airport? For example, are there size or weight requirements that require a particular size of aircraft?

Very dependent. We ship out recyclable white goods ie washers, dryers, refrigerators, etc.

If the size of aircraft serving St. Mary's Airport were to change, how would that impact your movement of cargo?

Shipping out of recyclable white goods would no longer continue.

On average, what cost per pound do you currently pay for your shipments through St. Mary's Airport? Please list inbound and outbound.

Outbound - .30/lb. Inbound - .77/lb.

If a change were to occur to aircraft type, aircraft size, frequency of service, or another factor, how would that affect your operation?

Project delays; inability to continue recycle program.

If you were to see a change in the cost of moving cargo, how would your business respond? Would you pass costs on to consumers, work to maintain costs, or approach it a different way?

Cost increase. For project we would either have to scale back or delay; for programs, we would have to discontinue certain programs.

What are your businesses' annual revenues at this location?

\$0 to \$99,999



How many people do you employ at this location on a full-time, year-round basis (32-40 hours per week)?

5

How many people do you employ at this location on a part-time, year-round basis (less than 32 hours per week)?

1

How many people do you employ at this location on a seasonal basis? Please describe when they are employed.

6-12 May - June.

How many people do you employ at this location on a temporary basis?
Please describe when they are employed.

2 - May - June

How has your business changed over the last few years at this location?
Have you grown in revenues or number of employees, have you seen a decline in revenues or number of employees, or have your operations been unchanged?

Revenues and employees have increased.

Do you have any other thoughts, ideas, or opinions you would like to share about the role of the St. Mary's Airport in your business?

We are very dependent on aircraft that can ship in heavy or bulky freight when we have a project going. Recycle program continuation is dependent on large aircraft to ship white recyclable goods out.

Would you like to tell the team anything else that may assist with the project?

It is essential to keep the level of service at the airport as it is or improved to not only keep our projects on time and at or below budget, but also keep our recycle program operating.

This content is neither created nor endorsed by Google.

Google Forms

St. Mary's Airport Improvements

For business owners and managers. The purpose of this survey is to gather information for the airport condition and needs assessment. The survey closes on May 18, 2018.

DOT&PF operates all programs without regard to race, religion, color, gender, age, marital status, ability, or national origin. Full Title VI Nondiscrimination Policy: dot.alaska.gov/tvi_statement.shtml. To file a complaint, go to: dot.alaska.gov/cvlrts/titlevi.shtml.

Your name

Wilfred Stevens

Your title

Commercial Fishing Permit Holder

Your phone number

9074386109

Your email address (only if you would like to be added to the project email list for notifications)

duble_u_gee@yahoo.com

Your business name

Commercial fishing

Physical address (street, city, state, zip)

6 Kris Jane Street

Mailing address same as physical

Yes

Mailing (street, city, state, zip)

P.O. Box 231 St. Mary's, AK 99658

How many pounds of cargo do you ship inbound annually through St. Mary's Airport?

600Lbs - 1,000Lbs

How many pounds of cargo do you ship outbound annually through St. Mary's Airport?

10,000Lbs - 15,000Lbs

How frequently do you have inbound shipments? (weekly, 2-3 per month, monthly, etc.)

How frequently do you have outbound shipments? (weekly, 2-3 per month, monthly, etc.)

Weekly through the months of June-August

How do your shipments vary by season at this location? Please describe.

summer time commercial fishing

Do the shipment amounts vary or are they usually similar in size? Please describe.

varies

How dependent are your shipments on the aircraft that currently serve the St. Mary's Airport? For example, are there size or weight requirements that require a particular size of aircraft?

The Commercial Fish Buyers depend on Everts Air Cargo and Northern Air Cargo to fly out the freshest fish possible to make it to their processing destination and they need them flying out here on almost a daily basis, whenever there is a commercial fishing period and the amount of fish being brought in by dozens of commercial fisherman. It is extremely important to have those Cargo Airlines to fly out here to Saint Mary's, mainly for the fact that those Airlines bring in a lot of much needed income for the Y2 commercial fishermen to support their families.

If the size of aircraft serving St. Mary's Airport were to change, how would that impact your movement of cargo?

If there is no Everts Air Cargo and no Northern Air Cargo size aircrafts flying out here, all the surrounding villages will suffer greatly from a huge drop in income from commercial fishing. All those aircrafts have been flying out here to Saint Mary's for decades and everybody depends on them, the Commercial Fisherman and the Commercial Fish Buyer work together in to get out the freshest Yukon River Salmon that are in high demand every year on a seasonal basis and if you take away those Aircrafts, there is no commercial Y2 fishing.

On average, what cost per pound do you currently pay for your shipments through St. Mary's Airport? Please list inbound and outbound.

700-1500 myself, not including what the fish buyer spends, which is a huge payment for flying the fish out

If a change were to occur to aircraft type, aircraft size, frequency of service, or another factor, how would that affect your operation?

it will affect my operation as a commercial fisherman in a negative way. No big aircraft big enough to fly out thousands of pounds of fish, no money in my pocket to support my family.

If you were to see a change in the cost of moving cargo, how would your business respond? Would you pass costs on to consumers, work to maintain costs, or approach it a different way?

well it depends on how much the cost would change, be the price going up, or the price going down. if the price goes up, then we might not get as much per pound of fish and a lower payday for commercial fishermen. this is not a good question, it needs to be more direct and focus on up or down costs and not so vague.

What are your businesses' annual revenues at this location?

\$0 to \$99,999

How many people do you employ at this location on a full-time, year-round basis (32-40 hours per week)?

1, I pay my deck-hand 25% of whatever we make per fishing period

How many people do you employ at this location on a part-time, year-round basis (less than 32 hours per week)?

1, I pay my deck-hand 25% of whatever we make per fishing period

How many people do you employ at this location on a seasonal basis?
Please describe when they are employed.

1, I pay 25% of whatever we make per fishing period

How many people do you employ at this location on a temporary basis?
Please describe when they are employed.

same as above

How has your business changed over the last few years at this location? Have you grown in revenues or number of employees, have you seen a decline in revenues or number of employees, or have your operations been unchanged?

with the fish coming back in greater numbers, the commercial fishing business for me has been increasing.

Do you have any other thoughts, ideas, or opinions you would like to share about the role of the St. Mary's Airport in your business?

I am opposing any plans and ideas to shortening the runway and not allowing Everts Air Cargo and Northern Air Cargo to fly in and out with Yukon Salmon. I would like to see the runway kept the same and if any improvements are necessary to make it safer for the larger aircrafts to land, improve the runway, do not shorten it and taking away our Y2 fishing district fish buyers

Would you like to tell the team anything else that may assist with the project?

Do not shorten and thin the Saint Mary's Airport Runway. keep it the way it has been all these years and improve it without shortening.

This content is neither created nor endorsed by Google.

Google Forms

St. Mary's Airport Improvements

For business owners and managers. The purpose of this survey is to gather information for the airport condition and needs assessment. The survey closes on May 18, 2018.

DOT&PF operates all programs without regard to race, religion, color, gender, age, marital status, ability, or national origin. Full Title VI Nondiscrimination Policy: dot.alaska.gov/tvi_statement.shtml. To file a complaint, go to: dot.alaska.gov/cvlrts/titlevi.shtml.

Your name

Brenda Brown

Your title

General Manager

Your phone number

(907) 591-2527

Your email address (only if you would like to be added to the project email list for notifications)

bbrown@azachorak.com

Your business name

Azachorok, Incorporated

Physical address (street, city, state, zip)

#30 Reynolds Avenue, Mtn. Village, Alaska, 99623

Mailing address same as physical

Yes

Mailing (street, city, state, zip)

PO Box 32213, Mtn. Village, Alaska, 99632

How many pounds of cargo do you ship inbound annually through St. Mary's Airport?

1200

How many pounds of cargo do you ship outbound annually through St. Mary's Airport?

rarely

How frequently do you have inbound shipments? (weekly, 2-3 per month, monthly, etc.)

2-3 per month

How frequently do you have outbound shipments? (weekly, 2-3 per month, monthly, etc.)

How do your shipments vary by season at this location? Please describe.

We order lubricant and ammunition and hardware product monthly.

Do the shipment amounts vary or are they usually similar in size? Please describe.

Yes. It depends on what we order.

How dependent are your shipments on the aircraft that currently serve the St. Mary's Airport? For example, are there size or weight requirements that require a particular size of aircraft?

Yes. We order a lot of supplies for our gas station, that sometimes requires hazmat regulations.

If the size of aircraft serving St. Mary's Airport were to change, how would that impact your movement of cargo?

It would be more costly and time consuming if a re-routing occurs, such as Bethel.

On average, what cost per pound do you currently pay for your shipments through St. Mary's Airport? Please list inbound and outbound.

\$0.81 per pound inbound and outbound

If a change were to occur to aircraft type, aircraft size, frequency of service, or another factor, how would that affect your operation?

In rural Alaska, weather is always an issue so if we had to go through Bethel, it would take much longer and cost more.

If you were to see a change in the cost of moving cargo, how would your business respond? Would you pass costs on to consumers, work to maintain costs, or approach it a different way?

Yes. The price of merchandise would go up, making the struggle worse for our people, especially the fact that we're the poorest region in the state and country.

What are your businesses' annual revenues at this location?

\$1,000,000 to \$2,499,999 ▼

How many people do you employ at this location on a full-time, year-round basis (32-40 hours per week)?

4

How many people do you employ at this location on a part-time, year-round basis (less than 32 hours per week)?

6

How many people do you employ at this location on a seasonal basis?
Please describe when they are employed.

2

How many people do you employ at this location on a temporary basis?
Please describe when they are employed.

6

How has your business changed over the last few years at this location?
Have you grown in revenues or number of employees, have you seen a
decline in revenues or number of employees, or have your operations
been unchanged?

We've grown with more workers employed, which has expanded our service to other
villages.

Do you have any other thoughts, ideas, or opinions you would like to
share about the role of the St. Mary's Airport in your business?

Yes. Please do NOT shorten the runway!! It's going to have a huge impact in our community.

Would you like to tell the team anything else that may assist with the
project?

We're willing to write letters of support or pass a resolution.

Note: This survey had the following lines initialed.

"We need the state to regularly maintain the AWAICS system."

"We do not want the Saint Mary's runway to be shortened, because it will help eliminate
economic activities."

This content is neither created nor endorsed by Google.

Google Forms

St. Mary's Airport Improvements

For air carriers, lease holders, and pilots. Please answer the questions that apply to you and click the submit button on the last page. The purpose of this survey is to gather information for the airport condition and needs assessment. The survey closes on May 18, 2018.

DOT&PF operates all programs without regard to race, religion, color, gender, age, marital status, ability, or national origin. Full Title VI Nondiscrimination Policy: dot.alaska.gov/tvi_statement.shtml. To file a complaint, go to: dot.alaska.gov/cvlrts/titlevi.shtml.

Your name

John Softich

Your title

Aviation Mngt Specialist

Your phone number

907.356.5520

Your email address (only if you would like to be added to the project email list for notifications)

jsoftich@blm.gov

Company name

Bureau of Land Management

Physical address (street, city, state, zip)

1541 Gaffney Road, Fort Wainwright, 99703

Mailing address same as physical

Yes

Mailing (street, city, state, zip)

Do you use the St. Mary's Airport?

Yes

No

What services do you provide at the St. Mary's Airport?

Passenger

Mail/cargo

Private use only

Other: Wildland firefighting, other natural resource work

How many total aircraft do you have based at the St. Mary's Airport?

0

Passenger Service Section

Fill out this section if you operate passenger service. If not, skip to the next section.

What types of aircraft do you currently use for passenger service at the St. Mary's Airport? Please include the manufacturer, model, and number of annual operations for each. Note: Each takeoff counts as one operation and each landing counts as one operation.

Cubs, 206s, Caravans, Casas, PC-12. Total number of operations varies but average of 10-20 per year. Could be much higher when fires in the vicinity of St. Marys (50-100+).

What is your estimated number of scheduled passengers? Please list annual estimates for 2015, 2016, and 2017.

0 scheduled.

What is your estimated number of charter passengers? Please list annual estimates for 2015, 2016, and 2017.

0 charter

What is your estimated number of scheduled operations? Please list annual estimates for 2015, 2016, and 2017.

Nothing scheduled

What is your estimated number of charter operations? Please list annual estimates for 2015, 2016, and 2017.

0 charter

When is your peak time of year?

May-September

What is your summer schedule?

Fire activity dependent. No set schedule.

What is your winter schedule?

N/A

Have your number of operations changed in the past 5 years?

No change ▼

Please estimate the percentage change.

How do you anticipate your services will change in the next 5 years?

No change ▼

Do you provide nighttime Medivac services?

Yes ▼

If yes, what type of aircraft do you use?

Helos/fixed wing for employees

Briefly describe your long-range business plan (i.e. 10-20 years) as it relates to your continued use of St. Mary's Airport.

Used as a hub when fires are close. No plans to develop anything on the airfield.

Mail/Cargo Service Section

Fill out this section if you operate mail and/or cargo service. If not, skip to the next section.

What types of aircraft do you currently fly for mail/cargo service at the St. Mary's Airport? Please include the manufacturer, model, and number of annual operations for each. Note: Each takeoff counts as one operation and each landing counts as one operation.

N/A

What is your estimated weight in pounds of inbound mail to St. Mary's Airport? Please list annual estimates for 2015, 2016, and 2017.

N/A

What is your estimated weight in pounds of outbound mail? Please list annual estimates for 2015, 2016, and 2017.

N/A

What is your estimated weight in pounds of inbound cargo? Please list annual estimates for 2015, 2016, and 2017.

Depends on fire activity. 2-5K/load

What is your estimated weight in pounds of outbound cargo? Please list annual estimates for 2015, 2016, and 2017.

Same

What is your estimated number of mail operations? Please list annual estimates for 2015, 2016, and 2017.

N/A

What is your estimated number of cargo operations? Please list annual estimates for 2015, 2016, and 2017.

Depends on fire activity

Estimate your total annual weight of fish products in pounds. Please include if it is inbound or outbound to St. Mary's Airport.

N/A

Estimate your total annual weight of fuel shipments in pounds. Please include if it is inbound or outbound to St. Mary's Airport.

N/A

Estimate your total annual weight of another special cargo in pounds, if applicable. Please include if it is inbound or outbound to St. Mary's Airport.

If we set up a staging area on the airfield, could be as high as 100K

When is your peak time of year?

May-Sept

What is your summer schedule?

N/A

What is your winter schedule?

N/A

Have your number of operations changed in the past 5 years?

No change ▼

Please estimate the percentage change.

0

How do you anticipate your services will change in the next 5 years?

No change ▼

Briefly describe your long-range business plan (i.e. 10-20 years) as it relates to your continued use of St. Mary's Airport.

None

Private Use Section

Fill out this section if you operate at the St. Mary's Airport for private purposes. If not, skip to the next section.

What types of aircraft do you currently fly? Please include the manufacturer, model, and number of annual operations for each. Note: Each takeoff counts as one operation and each landing counts as one operation.

Nothing the BLM does would be considered private use. All official federal government business.

When is your peak time of year?

Have your number of operations changed in the past 5 years?

Choose ▼

Please estimate the percentage change.

How do you anticipate your services will change in the next 5 years?

Choose ▼

Runways Section

The St. Mary's Airport runway 17/35 is 6,008 feet long and 150 feet wide, with a gravel surface. The crosswind runway 6/24 is 1,520 feet long and 60 feet wide, with a gravel surface.

What is the minimum runway length you need to operate your current fleet of aircraft? Please include manufacturer, model, and minimum runway length.

3000' gravel at minimum

If the length of runway 17/35 was reduced by any amount would you still be able to serve St. Mary's Airport?

Yes ▼

What is the minimum runway length that you need without having a negative impact on your current operations?

3000'

Would you/could you switch to different aircraft to serve St. Mary's? Please explain.

No. We operate a set fleet of aircraft with primary being in the Caravan to Casa size range.

What is the minimum runway length you need to operate your future fleet of aircraft?

3000'. However, longer is better

Do you use the crosswind runway?

Yes

No

Other: Very seldom. May use with Cubs during wildlife surveys.

Is the crosswind runway sufficient for your needs? Please explain.

Yes

Runway 17 has published RNAV and LOC/DME approaches. Runway 35 has a published RNAV approach. Would an additional instrument approach be beneficial to your business?

Maybe ▼

If yes, what type?

We typically operate in VFR conditions but it does happen where IFR can't be avoided. RNAV is typically sufficient.

What percentage of your operations are VFR versus IFR?

85% VFR, 15% IFR. Smoke conditions can increase the use of IFR approach/departures.

Are there any obstruction hazards during approach, taxiing, or take-off that the team should know about?

Not that we are aware of.

Are there any runway conditions (visibility, constraints, roughness, etc.) that the team should know about?

Nothing jumps out at this time

What improvements do you think are needed (lighting, apron, taxiway, facilities, pavement, etc.)?

Lighting would be nice, commercial "pay at the pump" fuel

How often is this airport unusable due to soft or rough surface conditions? Please explain.

Can be soft during breakup but not usually too bad

Do you experience congestion in using the runway, taxiway, or apron areas? Please explain.

Only when we clog it up during heavy local fire activity

Would you like to tell the team anything else that may assist with the project?

This content is neither created nor endorsed by Google.

Google Forms

St. Mary's Airport Improvements

For air carriers, lease holders, and pilots. Please answer the questions that apply to you and click the submit button on the last page. The purpose of this survey is to gather information for the airport condition and needs assessment. The survey closes on May 18, 2018.

DOT&PF operates all programs without regard to race, religion, color, gender, age, marital status, ability, or national origin. Full Title VI Nondiscrimination Policy: dot.alaska.gov/tvi_statement.shtml. To file a complaint, go to: dot.alaska.gov/cvlrts/titlevi.shtml.

Your name

Tad Fullerton

Your title

Pilot for Life Med

Your phone number

(907) 712-4883

Your email address (only if you would like to be added to the project email list for notifications)

Company name

Physical address (street, city, state, zip)

2830 Waldheim Dr. Fairbanks AK 99709

Mailing address same as physical

Yes

Mailing (street, city, state, zip)

Do you use the St. Mary's Airport?

Yes

No

What services do you provide at the St. Mary's Airport?

Passenger

Mail/cargo

Private use only

Other: Medevac flights

How many total aircraft do you have based at the St. Mary's Airport?

0

Passenger Service Section

Fill out this section if you operate passenger service. If not, skip to the next section.

What types of aircraft do you currently use for passenger service at the St. Mary's Airport? Please include the manufacturer, model, and number of annual operations for each. Note: Each takeoff counts as one operation and each landing counts as one operation.

What is your estimated number of scheduled passengers? Please list annual estimates for 2015, 2016, and 2017.

What is your estimated number of charter passengers? Please list annual estimates for 2015, 2016, and 2017.

What is your estimated number of scheduled operations? Please list annual estimates for 2015, 2016, and 2017.


What is your estimated number of charter operations? Please list annual estimates for 2015, 2016, and 2017.

When is your peak time of year?

What is your summer schedule?

What is your winter schedule?

Have your number of operations changed in the past 5 years?

Choose 

Please estimate the percentage change.

How do you anticipate your services will change in the next 5 years?

Choose ▼

Do you provide nighttime Medivac services?

Choose ▼

If yes, what type of aircraft do you use?

Briefly describe your long-range business plan (i.e. 10-20 years) as it relates to your continued use of St. Mary's Airport.

Mail/Cargo Service Section

Fill out this section if you operate mail and/or cargo service. If not, skip to the next section.

What types of aircraft do you currently fly for mail/cargo service at the St. Mary's Airport? Please include the manufacturer, model, and number of annual operations for each. Note: Each takeoff counts as one operation and each landing counts as one operation.

What is your estimated weight in pounds of inbound mail to St. Mary's Airport? Please list annual estimates for 2015, 2016, and 2017.

What is your estimated weight in pounds of outbound mail? Please list annual estimates for 2015, 2016, and 2017.

What is your estimated weight in pounds of inbound cargo? Please list annual estimates for 2015, 2016, and 2017.

What is your estimated weight in pounds of outbound cargo? Please list annual estimates for 2015, 2016, and 2017.

What is your estimated number of mail operations? Please list annual estimates for 2015, 2016, and 2017.

What is your estimated number of cargo operations? Please list annual estimates for 2015, 2016, and 2017.

Estimate your total annual weight of fish products in pounds. Please include if it is inbound or outbound to St. Mary's Airport.

Estimate your total annual weight of fuel shipments in pounds. Please include if it is inbound or outbound to St. Mary's Airport.

Estimate your total annual weight of another special cargo in pounds, if applicable. Please include if it is inbound or outbound to St. Mary's Airport.

When is your peak time of year?

What is your summer schedule?

What is your winter schedule?

Have your number of operations changed in the past 5 years?

Choose ▼

Please estimate the percentage change.

How do you anticipate your services will change in the next 5 years?

Choose ▼

Briefly describe your long-range business plan (i.e. 10-20 years) as it relates to your continued use of St. Mary's Airport.

Private Use Section

Fill out this section if you operate at the St. Mary's Airport for private purposes. If not, skip to the next section.

What types of aircraft do you currently fly? Please include the manufacturer, model, and number of annual operations for each. Note: Each takeoff counts as one operation and each landing counts as one operation.

When is your peak time of year?

Have your number of operations changed in the past 5 years?

Choose ▼

Please estimate the percentage change.

How do you anticipate your services will change in the next 5 years?

Choose ▼

Runways Section

The St. Mary's Airport runway 17/35 is 6,008 feet long and 150 feet wide, with a gravel surface. The crosswind runway 6/24 is 1,520 feet long and 60 feet wide, with a gravel surface.

What is the minimum runway length you need to operate your current fleet of aircraft? Please include manufacturer, model, and minimum runway length.

BE-20 3000 ft. is OK, but 4000 feet is better. LEAR JET. 6500 feet is good.

If the length of runway 17/35 was reduced by any amount would you still be able to serve St. Mary's Airport?

Yes ▼

What is the minimum runway length that you need without having a negative impact on your current operations?

3000

Would you/could you switch to different aircraft to serve St. Mary's? Please explain.

No. The King Air is what we use.

What is the minimum runway length you need to operate your future fleet of aircraft?

No plan for future type aircraft

Do you use the crosswind runway?

Yes

No

Other: _____

Is the crosswind runway sufficient for your needs? Please explain.

No, it's too short. Make it 2500 ft and I would use it.

Runway 17 has published RNAV and LOC/DME approaches. Runway 35 has a published RNAV approach. Would an additional instrument approach be beneficial to your business?

No ▼

If yes, what type?

What percentage of your operations are VFR versus IFR?

We try to be 100% IFR

Are there any obstruction hazards during approach, taxiing, or take-off that the team should know about?

NO

Are there any runway conditions (visibility, constraints, roughness, etc.) that the team should know about?

NO

What improvements do you think are needed (lighting, apron, taxiway, facilities, pavement, etc.)?

Pavement would be nice.

How often is this airport unusable due to soft or rough surface conditions? Please explain.

For the King Air, it's never unusable. For the Lear, often

Do you experience congestion in using the runway, taxiway, or apron areas? Please explain.

NO

Would you like to tell the team anything else that may assist with the project?

NO

This content is neither created nor endorsed by Google.

Google Forms

St. Mary's Airport Improvements

For air carriers, lease holders, and pilots. Please answer the questions that apply to you and click the submit button on the last page. The purpose of this survey is to gather information for the airport condition and needs assessment. The survey closes on May 18, 2018.

DOT&PF operates all programs without regard to race, religion, color, gender, age, marital status, ability, or national origin. Full Title VI Nondiscrimination Policy: dot.alaska.gov/tvi_statement.shtml. To file a complaint, go to: dot.alaska.gov/cvlrts/titlevi.shtml.

Your name

John Lamont

Your title

Corporation Chairman

Your phone number

9074382953

Your email address (only if you would like to be added to the project email list for notifications)

yukonkingsalmon@aol.com

Company name

Pitkas Point Native Corporation

Physical address (street, city, state, zip)

001 Yukon View, Pikas Point, AK 99658

Mailing address same as physical

Yes

Mailing (street, city, state, zip)

P.O. Box 48, Saint Mary's, Alaska 99658

Do you use the St. Mary's Airport?

Yes

No

What services do you provide at the St. Mary's Airport?

Passenger

Mail/cargo

Private use only

Other: _____

How many total aircraft do you have based at the St. Mary's Airport?

Passenger Service Section

Fill out this section if you operate passenger service. If not, skip to the next section.

What types of aircraft do you currently use for passenger service at the St. Mary's Airport? Please include the manufacturer, model, and number of annual operations for each. Note: Each takeoff counts as one operation and each landing counts as one operation.

What is your estimated number of scheduled passengers? Please list annual estimates for 2015, 2016, and 2017.

What is your estimated number of charter passengers? Please list annual estimates for 2015, 2016, and 2017.

What is your estimated number of scheduled operations? Please list annual estimates for 2015, 2016, and 2017.


What is your estimated number of charter operations? Please list annual estimates for 2015, 2016, and 2017.

When is your peak time of year?

What is your summer schedule?

What is your winter schedule?

Have your number of operations changed in the past 5 years?

Choose 

Please estimate the percentage change.

How do you anticipate your services will change in the next 5 years?

Choose ▼

Do you provide nighttime Medivac services?

Choose ▼

If yes, what type of aircraft do you use?

Briefly describe your long-range business plan (i.e. 10-20 years) as it relates to your continued use of St. Mary's Airport.

Mail/Cargo Service Section

Fill out this section if you operate mail and/or cargo service. If not, skip to the next section.

What types of aircraft do you currently fly for mail/cargo service at the St. Mary's Airport? Please include the manufacturer, model, and number of annual operations for each. Note: Each takeoff counts as one operation and each landing counts as one operation.

What is your estimated weight in pounds of inbound mail to St. Mary's Airport? Please list annual estimates for 2015, 2016, and 2017.

What is your estimated weight in pounds of outbound mail? Please list annual estimates for 2015, 2016, and 2017.

What is your estimated weight in pounds of inbound cargo? Please list annual estimates for 2015, 2016, and 2017.

What is your estimated weight in pounds of outbound cargo? Please list annual estimates for 2015, 2016, and 2017.

What is your estimated number of mail operations? Please list annual estimates for 2015, 2016, and 2017.

What is your estimated number of cargo operations? Please list annual estimates for 2015, 2016, and 2017.

Estimate your total annual weight of fish products in pounds. Please include if it is inbound or outbound to St. Mary's Airport.

Estimate your total annual weight of fuel shipments in pounds. Please include if it is inbound or outbound to St. Mary's Airport.

Estimate your total annual weight of another special cargo in pounds, if applicable. Please include if it is inbound or outbound to St. Mary's Airport.

When is your peak time of year?

What is your summer schedule?

What is your winter schedule?

Have your number of operations changed in the past 5 years?

Choose ▼

Please estimate the percentage change.

How do you anticipate your services will change in the next 5 years?

Choose ▼

Briefly describe your long-range business plan (i.e. 10-20 years) as it relates to your continued use of St. Mary's Airport.

Private Use Section

Fill out this section if you operate at the St. Mary's Airport for private purposes. If not, skip to the next section.

What types of aircraft do you currently fly? Please include the manufacturer, model, and number of annual operations for each. Note: Each takeoff counts as one operation and each landing counts as one operation.

When is your peak time of year?

Have your number of operations changed in the past 5 years?

Choose ▼

Please estimate the percentage change.

How do you anticipate your services will change in the next 5 years?

Choose ▼

Runways Section

The St. Mary's Airport runway 17/35 is 6,008 feet long and 150 feet wide, with a gravel surface. The crosswind runway 6/24 is 1,520 feet long and 60 feet wide, with a gravel surface.

What is the minimum runway length you need to operate your current fleet of aircraft? Please include manufacturer, model, and minimum runway length.

If the length of runway 17/35 was reduced by any amount would you still be able to serve St. Mary's Airport?

No

What is the minimum runway length that you need without having a negative impact on your current operations?

Maintain current runway length.

Would you/could you switch to different aircraft to serve St. Mary's? Please explain.

What is the minimum runway length you need to operate your future fleet of aircraft?

Do you use the crosswind runway?

Yes

No

Other: _____

Is the crosswind runway sufficient for your needs? Please explain.

Runway 17 has published RNAV and LOC/DME approaches. Runway 35 has a published RNAV approach. Would an additional instrument approach be beneficial to your business?

Choose ▼

If yes, what type?

What percentage of your operations are VFR versus IFR?

Are there any obstruction hazards during approach, taxiing, or take-off that the team should know about?

No

Are there any runway conditions (visibility, constraints, roughness, etc.) that the team should know about?

What improvements do you think are needed (lighting, apron, taxiway, facilities, pavement, etc.)?

Resurfacing, lighting and apron improvements

How often is this airport unusable due to soft or rough surface conditions? Please explain.

Do you experience congestion in using the runway, taxiway, or apron areas? Please explain.

Would you like to tell the team anything else that may assist with the project?

Our small village corporation depends on Northern Air Cargo and Everts to get our inventory into Saint Mary's Airport. If the runway was shortened and the only aircraft able to come in are smaller than the DC-6's or Boeing 737-200 Cargo then we will experience an increase in landed costs and slower service from Anchorage.

Google Forms

St. Mary's Airport Improvements

For air carriers, lease holders, and pilots. Please answer the questions that apply to you and click the submit button on the last page. The purpose of this survey is to gather information for the airport condition and needs assessment. The survey closes on May 18, 2018.

DOT&PF operates all programs without regard to race, religion, color, gender, age, marital status, ability, or national origin. Full Title VI Nondiscrimination Policy: dot.alaska.gov/tvi_statement.shtml. To file a complaint, go to: dot.alaska.gov/cvlrts/titlevi.shtml.

Your name

Brent Hatch

Your title

Sergeant

Your phone number

9074382019

Your email address (only if you would like to be added to the project email list for notifications)

Company name

Alaska State Troopers

Physical address (street, city, state, zip)

SM142, St. Mary's, Ak, 99658

Mailing address same as physical

Yes

Mailing (street, city, state, zip)

Do you use the St. Mary's Airport?

Yes

No

What services do you provide at the St. Mary's Airport?

Passenger

Mail/cargo

Private use only

Other: Law enforcement

How many total aircraft do you have based at the St. Mary's Airport?

1

Passenger Service Section

Fill out this section if you operate passenger service. If not, skip to the next section.

What types of aircraft do you currently use for passenger service at the St. Mary's Airport? Please include the manufacturer, model, and number of annual operations for each. Note: Each takeoff counts as one operation and each landing counts as one operation.

Cessna 182

What is your estimated number of scheduled passengers? Please list annual estimates for 2015, 2016, and 2017.

NA

What is your estimated number of charter passengers? Please list annual estimates for 2015, 2016, and 2017.

NA

What is your estimated number of scheduled operations? Please list annual estimates for 2015, 2016, and 2017.

NA

What is your estimated number of charter operations? Please list annual estimates for 2015, 2016, and 2017.

NA

When is your peak time of year?

Summer

What is your summer schedule?

0800-2000 hours 7 days

What is your winter schedule?

0800-2000 hours 7 days

Have your number of operations changed in the past 5 years?

Increased ▼

Please estimate the percentage change.

10

How do you anticipate your services will change in the next 5 years?

Increase ▼

Do you provide nighttime Medivac services?

No ▼

If yes, what type of aircraft do you use?

Briefly describe your long-range business plan (i.e. 10-20 years) as it relates to your continued use of St. Mary's Airport.

Continued use of the runway to respond to emergencies in surrounding villages

Mail/Cargo Service Section

Fill out this section if you operate mail and/or cargo service. If not, skip to the next section.

What types of aircraft do you currently fly for mail/cargo service at the St. Mary's Airport? Please include the manufacturer, model, and number of annual operations for each. Note: Each takeoff counts as one operation and each landing counts as one operation.

Cessna 182, 1,000 operations

What is your estimated weight in pounds of inbound mail to St. Mary's Airport? Please list annual estimates for 2015, 2016, and 2017.

NA

What is your estimated weight in pounds of outbound mail? Please list annual estimates for 2015, 2016, and 2017.

NA

What is your estimated weight in pounds of inbound cargo? Please list annual estimates for 2015, 2016, and 2017.

NA

What is your estimated weight in pounds of outbound cargo? Please list annual estimates for 2015, 2016, and 2017.

NA

What is your estimated number of mail operations? Please list annual estimates for 2015, 2016, and 2017.

NA

What is your estimated number of cargo operations? Please list annual estimates for 2015, 2016, and 2017.

NA

Estimate your total annual weight of fish products in pounds. Please include if it is inbound or outbound to St. Mary's Airport.

NA

Estimate your total annual weight of fuel shipments in pounds. Please include if it is inbound or outbound to St. Mary's Airport.

NA

Estimate your total annual weight of another special cargo in pounds, if applicable. Please include if it is inbound or outbound to St. Mary's Airport.

NA

When is your peak time of year?

Summer

What is your summer schedule?

0800-2000 7 days

What is your winter schedule?

0800-2000 7 day

Have your number of operations changed in the past 5 years?

Increased ▼

Please estimate the percentage change.

10

How do you anticipate your services will change in the next 5 years?

Increase ▼

Briefly describe your long-range business plan (i.e. 10-20 years) as it relates to your continued use of St. Mary's Airport.

Private Use Section

Fill out this section if you operate at the St. Mary's Airport for private purposes. If not, skip to the next section.

What types of aircraft do you currently fly? Please include the manufacturer, model, and number of annual operations for each. Note: Each takeoff counts as one operation and each landing counts as one operation.

Cessna 182

When is your peak time of year?

Summer

Have your number of operations changed in the past 5 years?

Increased ▼

Please estimate the percentage change.

10

How do you anticipate your services will change in the next 5 years?

Increase ▼

Runways Section

The St. Mary's Airport runway 17/35 is 6,008 feet long and 150 feet wide, with a gravel surface. The crosswind runway 6/24 is 1,520 feet long and 60 feet wide, with a gravel surface.

What is the minimum runway length you need to operate your current fleet of aircraft? Please include manufacturer, model, and minimum runway length.

2000 feet Cessna 182

If the length of runway 17/35 was reduced by any amount would you still be able to serve St. Mary's Airport?

Yes ▼

What is the minimum runway length that you need without having a negative impact on your current operations?

2000 feet

Would you/could you switch to different aircraft to serve St. Mary's? Please explain.

No

What is the minimum runway length you need to operate your future fleet of aircraft?

2000 feet

Do you use the crosswind runway?

Yes

No

Other: _____

Is the crosswind runway sufficient for your needs? Please explain.

Yes, during crosswind

Runway 17 has published RNAV and LOC/DME approaches. Runway 35 has a published RNAV approach. Would an additional instrument approach be beneficial to your business?

Maybe ▼

If yes, what type?

What percentage of your operations are VFR versus IFR?

99% VFR 1% IFR

Are there any obstruction hazards during approach, taxiing, or take-off that the team should know about?

No

Are there any runway conditions (visibility, constraints, roughness, etc.) that the team should know about?

No

What improvements do you think are needed (lighting, apron, taxiway, facilities, pavement, etc.)?

Approach lighting for RWY17 has been out for YEARS

How often is this airport unusable due to soft or rough surface conditions? Please explain.

Rarely

Do you experience congestion in using the runway, taxiway, or apron areas? Please explain.

No

Would you like to tell the team anything else that may assist with the project?

Way too much money is spent providing these huge projects to villages with very little need for them.

This content is neither created nor endorsed by Google.

Google Forms

St. Mary's Airport Improvements

For air carriers, lease holders, and pilots. Please answer the questions that apply to you and click the submit button on the last page. The purpose of this survey is to gather information for the airport condition and needs assessment. The survey closes on May 18, 2018.

DOT&PF operates all programs without regard to race, religion, color, gender, age, marital status, ability, or national origin. Full Title VI Nondiscrimination Policy: dot.alaska.gov/tvi_statement.shtml. To file a complaint, go to: dot.alaska.gov/cvlrts/titlevi.shtml.

Your name

Evan Veal

Your title

Director of Operations

Your phone number

(907) 266-8421

Your email address (only if you would like to be added to the project email list for notifications)

evan.veal@flyravn.com

Company name

Ravn Connect (Hageland Aviation)

Physical address (street, city, state, zip)

4700 Old International Airport Road Anchorage, AK 99502

Mailing address same as physical

Yes

Mailing (street, city, state, zip)

Do you use the St. Mary's Airport?

Yes

No

What services do you provide at the St. Mary's Airport?

Passenger

Mail/cargo

Private use only

Other: _____

How many total aircraft do you have based at the St. Mary's Airport?

6

Passenger Service Section

Fill out this section if you operate passenger service. If not, skip to the next section.

What types of aircraft do you currently use for passenger service at the St. Mary's Airport? Please include the manufacturer, model, and number of annual operations for each. Note: Each takeoff counts as one operation and each landing counts as one operation.

Cessna C207: 3,950, Cessna C208: 2,800.

What is your estimated number of scheduled passengers? Please list annual estimates for 2015, 2016, and 2017.

2015: 11,600 2016: 11,000 2017: 9,700

What is your estimated number of charter passengers? Please list annual estimates for 2015, 2016, and 2017.

2015: 1,460 2016: 2,620 2017: 2,220

What is your estimated number of scheduled operations? Please list annual estimates for 2015, 2016, and 2017.

Not tracked

What is your estimated number of charter operations? Please list annual estimates for 2015, 2016, and 2017.

Not tracked

When is your peak time of year?

Fall, Winter, Spring

What is your summer schedule?

22 flights daily

What is your winter schedule?

22 flights daily

Have your number of operations changed in the past 5 years?

Decreased ▼

Please estimate the percentage change.

12%

How do you anticipate your services will change in the next 5 years?

No change ▼

Do you provide nighttime Medivac services?

No ▼

If yes, what type of aircraft do you use?

Briefly describe your long-range business plan (i.e. 10-20 years) as it relates to your continued use of St. Mary's Airport.

Maintain at least the current level of service.

Mail/Cargo Service Section

Fill out this section if you operate mail and/or cargo service. If not, skip to the next section.

What types of aircraft do you currently fly for mail/cargo service at the St. Mary's Airport? Please include the manufacturer, model, and number of annual operations for each. Note: Each takeoff counts as one operation and each landing counts as one operation.

Cessna C207: 2,500, Cessna C208: 1,100, Beechcraft B1900: 800

What is your estimated weight in pounds of inbound mail to St. Mary's Airport? Please list annual estimates for 2015, 2016, and 2017.

2015: 1,250,000 2016: 1,300,000 2017: 1,225,000

What is your estimated weight in pounds of outbound mail? Please list annual estimates for 2015, 2016, and 2017.

2015: 2,025,200 2016: 2,187,200 2017: 2,050,900

What is your estimated weight in pounds of inbound cargo? Please list annual estimates for 2015, 2016, and 2017.

What is your estimated weight in pounds of outbound cargo? Please list annual estimates for 2015, 2016, and 2017.

2015: 182,000 2016: 157,000 2017: 168,000

What is your estimated number of mail operations? Please list annual estimates for 2015, 2016, and 2017.

Not tracked

What is your estimated number of cargo operations? Please list annual estimates for 2015, 2016, and 2017.

Not tracked

Estimate your total annual weight of fish products in pounds. Please include if it is inbound or outbound to St. Mary's Airport.

N/A

Estimate your total annual weight of fuel shipments in pounds. Please include if it is inbound or outbound to St. Mary's Airport.

N/A

Estimate your total annual weight of another special cargo in pounds, if applicable. Please include if it is inbound or outbound to St. Mary's Airport.

N/A

When is your peak time of year?

Fall, winter, spring

What is your summer schedule?

22 daily flights

What is your winter schedule?

22 daily flights

Have your number of operations changed in the past 5 years?

No change ▼

Please estimate the percentage change.

0

How do you anticipate your services will change in the next 5 years?

No change ▼

Briefly describe your long-range business plan (i.e. 10-20 years) as it relates to your continued use of St. Mary's Airport.

No current plans to change A/C or level of service.

Private Use Section

Fill out this section if you operate at the St. Mary's Airport for private purposes. If not, skip to the next section.

What types of aircraft do you currently fly? Please include the manufacturer, model, and number of annual operations for each. Note: Each takeoff counts as one operation and each landing counts as one operation.

When is your peak time of year?

Have your number of operations changed in the past 5 years?

Choose

Please estimate the percentage change.

How do you anticipate your services will change in the next 5 years?

Choose

Runways Section

The St. Mary's Airport runway 17/35 is 6,008 feet long and 150 feet wide, with a gravel surface. The crosswind runway 6/24 is 1,520 feet long and 60 feet wide, with a gravel surface.

What is the minimum runway length you need to operate your current fleet of aircraft? Please include manufacturer, model, and minimum runway length.

Cessna C207: 1,000' Cessna C208: 1,500' Beechcraft B1900: 5,000'

If the length of runway 17/35 was reduced by any amount would you still be able to serve St. Mary's Airport?

Yes ▼

What is the minimum runway length that you need without having a negative impact on your current operations?

5,000'

Would you/could you switch to different aircraft to serve St. Mary's? Please explain.

No. Based on current fleet.

What is the minimum runway length you need to operate your future fleet of aircraft?

No plans to change fleet.

Do you use the crosswind runway?

Yes

No

Other: _____

Is the crosswind runway sufficient for your needs? Please explain.

Yes. It would reduce risk if the runway was longer.

Runway 17 has published RNAV and LOC/DME approaches. Runway 35 has a published RNAV approach. Would an additional instrument approach be beneficial to your business?

Maybe ▼

If yes, what type?

ILS

What percentage of your operations are VFR versus IFR?

75% VFR vs. 25% IFR

Are there any obstruction hazards during approach, taxiing, or take-off that the team should know about?

Rising terrain on both sides of runway.

Are there any runway conditions (visibility, constraints, roughness, etc.) that the team should know about?

No.

What improvements do you think are needed (lighting, apron, taxiway, facilities, pavement, etc.)?

Better maintenance and upkeep of current infrastructure.

How often is this airport unusable due to soft or rough surface conditions? Please explain.

Very rarely.

Do you experience congestion in using the runway, taxiway, or apron areas? Please explain.

No.

Would you like to tell the team anything else that may assist with the project?

This content is neither created nor endorsed by Google.

Google Forms

St. Mary's Airport Improvements

For air carriers, lease holders, and pilots. Please answer the questions that apply to you and click the submit button on the last page. The purpose of this survey is to gather information for the airport condition and needs assessment. The survey closes on May 18, 2018.

DOT&PF operates all programs without regard to race, religion, color, gender, age, marital status, ability, or national origin. Full Title VI Nondiscrimination Policy: dot.alaska.gov/tvi_statement.shtml. To file a complaint, go to: dot.alaska.gov/cvlrts/titlevi.shtml.

Your name

Zachary Adams

Your title

Director of Operations

Your phone number

(907) 450-2345

Your email address (only if you would like to be added to the project email list for notifications)

Company name

Everts Air

Physical address (street, city, state, zip)

5525 Airport Industrial Road, Fairbanks, AK, 99709

Mailing address same as physical

Yes

Mailing (street, city, state, zip)

Do you use the St. Mary's Airport?

Yes

No

What services do you provide at the St. Mary's Airport?

Passenger

Mail/cargo

Private use only

Other: _____

How many total aircraft do you have based at the St. Mary's Airport?

0

Passenger Service Section

Fill out this section if you operate passenger service. If not, skip to the next section.

What types of aircraft do you currently use for passenger service at the St. Mary's Airport? Please include the manufacturer, model, and number of annual operations for each. Note: Each takeoff counts as one operation and each landing counts as one operation.

Pilatus Aircraft, PC-12, 22 operations

Cessna, 208, 4 operations

What is your estimated number of scheduled passengers? Please list annual estimates for 2015, 2016, and 2017.

0

What is your estimated number of charter passengers? Please list annual estimates for 2015, 2016, and 2017.

unknown

What is your estimated number of scheduled operations? Please list annual estimates for 2015, 2016, and 2017.

0

What is your estimated number of charter operations? Please list annual estimates for 2015, 2016, and 2017.

2017: unknown, 2016: 4, 2015: 0

When is your peak time of year?

Late spring

What is your summer schedule?

Charter only

What is your winter schedule?

Charter only

Have your number of operations changed in the past 5 years?

No change ▼

Please estimate the percentage change.

0%

How do you anticipate your services will change in the next 5 years?

No change ▼

Do you provide nighttime Medivac services?

No ▼

If yes, what type of aircraft do you use?

Briefly describe your long-range business plan (i.e. 10-20 years) as it relates to your continued use of St. Mary's Airport.

Mail/Cargo Service Section

Fill out this section if you operate mail and/or cargo service. If not, skip to the next section.

What types of aircraft do you currently fly for mail/cargo service at the St. Mary's Airport? Please include the manufacturer, model, and number of annual operations for each. Note: Each takeoff counts as one operation and each landing counts as one operation.

Douglas Aircraft Co., DC-6a, 52 operations

Embraer, EMB-120 Brasilia, 8 operations

Pilatus Aircraft, PC-12, 6 operations

Curtiss-Wright, C-46, 6 operations

Cessna, 208, 2 operations

What is your estimated weight in pounds of inbound mail to St. Mary's Airport? Please list annual estimates for 2015, 2016, and 2017.

2017: 1,657,861; 2016: 1,501,032; 2015: 1,373,365

What is your estimated weight in pounds of outbound mail? Please list annual estimates for 2015, 2016, and 2017.

2017: 292,672; 2016: 287,907; 2015: 297,396

What is your estimated weight in pounds of inbound cargo? Please list annual estimates for 2015, 2016, and 2017.

2017: 542,882; 2016: 559,099; 2015: 637,978

What is your estimated weight in pounds of outbound cargo? Please list annual estimates for 2015, 2016, and 2017.

2017: 191,125; 2016: 575,032; 2015: 282,916

What is your estimated number of mail operations? Please list annual estimates for 2015, 2016, and 2017.

Mail: 2017: 54; 2016: 59; 2015: 62

What is your estimated number of cargo operations? Please list annual estimates for 2015, 2016, and 2017.

Cargo: 2017: 54; 2016: 59; 2015: 62

Estimate your total annual weight of fish products in pounds. Please include if it is inbound or outbound to St. Mary's Airport.

Estimate your total annual weight of fuel shipments in pounds. Please include if it is inbound or outbound to St. Mary's Airport.

Estimate your total annual weight of another special cargo in pounds, if applicable. Please include if it is inbound or outbound to St. Mary's Airport.

When is your peak time of year?

Late spring

What is your summer schedule?

What is your winter schedule?

Have your number of operations changed in the past 5 years?

No change ▼

Please estimate the percentage change.

0%

How do you anticipate your services will change in the next 5 years?

No change ▼

Briefly describe your long-range business plan (i.e. 10-20 years) as it relates to your continued use of St. Mary's Airport.

We plan on adding medium turbo prop planes at some point. Possibly ATR-72s or DHC8-100 DASH 8s.

Private Use Section

Fill out this section if you operate at the St. Mary's Airport for private purposes. If not, skip to the next section.

What types of aircraft do you currently fly? Please include the manufacturer, model, and number of annual operations for each. Note: Each takeoff counts as one operation and each landing counts as one operation.

When is your peak time of year?

Have your number of operations changed in the past 5 years?

Choose ▼

Please estimate the percentage change.

How do you anticipate your services will change in the next 5 years?

Choose ▼

Runways Section

The St. Mary's Airport runway 17/35 is 6,008 feet long and 150 feet wide, with a gravel surface. The crosswind runway 6/24 is 1,520 feet long and 60 feet wide, with a gravel surface.

What is the minimum runway length you need to operate your current fleet of aircraft? Please include manufacturer, model, and minimum runway length.

Douglas Aircraft Co., DC-6a, 4500 feet

Curtiss-Wright, C-46, 3800 feet

Bombardier Aerospace, DHC8-100 DASH 8, 3250 feet

Embraer, EMB-120 Brasilia, 4660 feet

If the length of runway 17/35 was reduced by any amount would you still be able to serve St. Mary's Airport?

Yes ▼

What is the minimum runway length that you need without having a negative impact on your current operations?

5000 feet. Anything under 4800 feet will have a significant impact. I'd prefer at least 5000 for fish.

Would you/could you switch to different aircraft to serve St. Mary's? Please explain.

If it drops below 5000, we can transfer our aircraft use to ones with shorter minimum runways.

What is the minimum runway length you need to operate your future fleet of aircraft?

5000 feet

Do you use the crosswind runway?

Yes

No

Other: Unsure, probably not

Is the crosswind runway sufficient for your needs? Please explain.

Too short

Runway 17 has published RNAV and LOC/DME approaches. Runway 35 has a published RNAV approach. Would an additional instrument approach be beneficial to your business?

No ▼

If yes, what type?

What percentage of your operations are VFR versus IFR?

Seasonally variable. Winter is mostly IFR, summer is mostly VFR.

Are there any obstruction hazards during approach, taxiing, or take-off that the team should know about?

South of the airport and to the east there is a 684 ft. tower.

Are there any runway conditions (visibility, constraints, roughness, etc.) that the team should know about?

During thaw there's settlement. They have to evaluate the conditions before flying every year.

What improvements do you think are needed (lighting, apron, taxiway, facilities, pavement, etc.)?

Doesn't need to be paved, I don't really want it paved. The apron isn't oversized.

How often is this airport unusable due to soft or rough surface conditions? Please explain.

It's more likely that we cancel for lack of weather reporting. It's common for the AWOS to fail. We have a contrary procedure when this happens that hasn't received a special exemption yet.

Do you experience congestion in using the runway, taxiway, or apron areas? Please explain.

There isn't space for two planes on the apron at once. It can get congested during fishing season.

Would you like to tell the team anything else that may assist with the project?

This content is neither created nor endorsed by Google.

Google Forms

St. Mary's Airport Improvements

For air carriers, lease holders, and pilots. Please answer the questions that apply to you and click the submit button on the last page. The purpose of this survey is to gather information for the airport condition and needs assessment. The survey closes on May 18, 2018.

DOT&PF operates all programs without regard to race, religion, color, gender, age, marital status, ability, or national origin. Full Title VI Nondiscrimination Policy: dot.alaska.gov/tvi_statement.shtml. To file a complaint, go to: dot.alaska.gov/cvlrts/titlevi.shtml.

Your name

Jeff Munro

Your title

Cargo Operation Manager

Your phone number

(907) 266-7801

Your email address (only if you would like to be added to the project email list for notifications)

Company name

Alaska Airlines

Physical address (street, city, state, zip)

4100 Old International Airport Rd., Anchorage, AK, 99502

Mailing address same as physical

Yes

Mailing (street, city, state, zip)

Do you use the St. Mary's Airport?

Yes

No

What services do you provide at the St. Mary's Airport?

Passenger

Mail/cargo

Private use only

Other: _____

How many total aircraft do you have based at the St. Mary's Airport?

0

Passenger Service Section

Fill out this section if you operate passenger service. If not, skip to the next section.

What types of aircraft do you currently use for passenger service at the St. Mary's Airport? Please include the manufacturer, model, and number of annual operations for each. Note: Each takeoff counts as one operation and each landing counts as one operation.

What is your estimated number of scheduled passengers? Please list annual estimates for 2015, 2016, and 2017.

0

What is your estimated number of charter passengers? Please list annual estimates for 2015, 2016, and 2017.

0

What is your estimated number of scheduled operations? Please list annual estimates for 2015, 2016, and 2017.

0

What is your estimated number of charter operations? Please list annual estimates for 2015, 2016, and 2017.

0

When is your peak time of year?

What is your summer schedule?

What is your winter schedule?

Have your number of operations changed in the past 5 years?

No change ▼

Please estimate the percentage change.

0%

How do you anticipate your services will change in the next 5 years?

No change ▼

Do you provide nighttime Medivac services?

No ▼

If yes, what type of aircraft do you use?

Briefly describe your long-range business plan (i.e. 10-20 years) as it relates to your continued use of St. Mary's Airport.

We do not currently have any plans to enter St. Mary's, but may consider if it is paved. We used to fly in pre 9/11 when it was paved, but our current fleet type cannot land there. We retired our gravel kits in 2007. We serve 19 rural communities, and are looking to expand. We just entered Unalakleet.

Mail/Cargo Service Section

Fill out this section if you operate mail and/or cargo service. If not, skip to the next section.

What types of aircraft do you currently fly for mail/cargo service at the St. Mary's Airport? Please include the manufacturer, model, and number of annual operations for each. Note: Each takeoff counts as one operation and each landing counts as one operation.

What is your estimated weight in pounds of inbound mail to St. Mary's Airport? Please list annual estimates for 2015, 2016, and 2017.

0

What is your estimated weight in pounds of outbound mail? Please list annual estimates for 2015, 2016, and 2017.

0

What is your estimated weight in pounds of inbound cargo? Please list annual estimates for 2015, 2016, and 2017.

0

What is your estimated weight in pounds of outbound cargo? Please list annual estimates for 2015, 2016, and 2017.

0

What is your estimated number of mail operations? Please list annual estimates for 2015, 2016, and 2017.

What is your estimated number of cargo operations? Please list annual estimates for 2015, 2016, and 2017.

Estimate your total annual weight of fish products in pounds. Please include if it is inbound or outbound to St. Mary's Airport.

Estimate your total annual weight of fuel shipments in pounds. Please include if it is inbound or outbound to St. Mary's Airport.

Estimate your total annual weight of another special cargo in pounds, if applicable. Please include if it is inbound or outbound to St. Mary's Airport.

When is your peak time of year?

What is your summer schedule?

What is your winter schedule?

Have your number of operations changed in the past 5 years?

No change ▼

Please estimate the percentage change.

0%

How do you anticipate your services will change in the next 5 years?

No change ▼

Briefly describe your long-range business plan (i.e. 10-20 years) as it relates to your continued use of St. Mary's Airport.

We do not currently have any plans to enter St. Mary's, but may consider if it is paved. We used to fly in pre 9/11 when it was paved, but our current fleet type cannot land there. We retired our gravel kits in 2007. We serve 19 rural communities, and are looking to expand. We just entered Unalakleet.

Private Use Section

Fill out this section if you operate at the St. Mary's Airport for private purposes. If not, skip to the next section.

What types of aircraft do you currently fly? Please include the manufacturer, model, and number of annual operations for each. Note: Each takeoff counts as one operation and each landing counts as one operation.

When is your peak time of year?

Have your number of operations changed in the past 5 years?

Choose

Please estimate the percentage change.

How do you anticipate your services will change in the next 5 years?

Choose

Runways Section

The St. Mary's Airport runway 17/35 is 6,008 feet long and 150 feet wide, with a gravel surface. The crosswind runway 6/24 is 1,520 feet long and 60 feet wide, with a gravel surface.

What is the minimum runway length you need to operate your current fleet of aircraft? Please include manufacturer, model, and minimum runway length.

Boeing, Boeing 737-700, 5000 feet

If the length of runway 17/35 was reduced by any amount would you still be able to serve St. Mary's Airport?

No ▼

What is the minimum runway length that you need without having a negative impact on your current operations?

5000 feet

Would you/could you switch to different aircraft to serve St. Mary's?
Please explain.

No, not economically viable.

What is the minimum runway length you need to operate your future fleet of aircraft?

5000 feet

Do you use the crosswind runway?

Yes

No

Other: _____

Is the crosswind runway sufficient for your needs? Please explain.

Too short

Runway 17 has published RNAV and LOC/DME approaches. Runway 35 has a published RNAV approach. Would an additional instrument approach be beneficial to your business?

Choose ▼

If yes, what type?

What percentage of your operations are VFR versus IFR?

100% IFR

Are there any obstruction hazards during approach, taxiing, or take-off that the team should know about?

Are there any runway conditions (visibility, constraints, roughness, etc.) that the team should know about?

What improvements do you think are needed (lighting, apron, taxiway, facilities, pavement, etc.)?

How often is this airport unusable due to soft or rough surface conditions? Please explain.

Do you experience congestion in using the runway, taxiway, or apron areas? Please explain.

Would you like to tell the team anything else that may assist with the project?

This content is neither created nor endorsed by Google.

Google Forms

St. Mary's Airport Improvements

For air carriers, lease holders, and pilots. Please answer the questions that apply to you and click the submit button on the last page. The purpose of this survey is to gather information for the airport condition and needs assessment. The survey closes on May 18, 2018.

DOT&PF operates all programs without regard to race, religion, color, gender, age, marital status, ability, or national origin. Full Title VI Nondiscrimination Policy: dot.alaska.gov/tvi_statement.shtml. To file a complaint, go to: dot.alaska.gov/cvlrts/titlevi.shtml.

Your name

Steve Melchert

Your title

Senior Director of Cargo and Facilities

Your phone number

(907) 240-9508

Your email address (only if you would like to be added to the project email list for notifications)

Company name

ACE Air Cargo

Physical address (street, city, state, zip)

5901 Lockheed Ave., Anchorage, AK, 99502

Mailing address same as physical

Yes

Mailing (street, city, state, zip)

Do you use the St. Mary's Airport?

Yes

No

What services do you provide at the St. Mary's Airport?

Passenger

Mail/cargo

Private use only

Other: _____

How many total aircraft do you have based at the St. Mary's Airport?

0

Passenger Service Section

Fill out this section if you operate passenger service. If not, skip to the next section.

What types of aircraft do you currently use for passenger service at the St. Mary's Airport? Please include the manufacturer, model, and number of annual operations for each. Note: Each takeoff counts as one operation and each landing counts as one operation.

Beech Aircraft Co., Beech 1900

What is your estimated number of scheduled passengers? Please list annual estimates for 2015, 2016, and 2017.

0

What is your estimated number of charter passengers? Please list annual estimates for 2015, 2016, and 2017.

Unknown

What is your estimated number of scheduled operations? Please list annual estimates for 2015, 2016, and 2017.

0

What is your estimated number of charter operations? Please list annual estimates for 2015, 2016, and 2017.

Chartered: 2017: unknown; 2016: 4; 2015: 0

When is your peak time of year?

What is your summer schedule?

Charter only

What is your winter schedule?

Charter only

Have your number of operations changed in the past 5 years?

No change ▼

Please estimate the percentage change.

0%

How do you anticipate your services will change in the next 5 years?

No change ▼

Do you provide nighttime Medivac services?

No ▼

If yes, what type of aircraft do you use?

Briefly describe your long-range business plan (i.e. 10-20 years) as it relates to your continued use of St. Mary's Airport.

If some of the big carriers stop servicing St. Mary's, we may pick up some of their passenger traffic.

Mail/Cargo Service Section

Fill out this section if you operate mail and/or cargo service. If not, skip to the next section.

What types of aircraft do you currently fly for mail/cargo service at the St. Mary's Airport? Please include the manufacturer, model, and number of annual operations for each. Note: Each takeoff counts as one operation and each landing counts as one operation.

Beech Aircraft Co., Beech 1900, 2

What is your estimated weight in pounds of inbound mail to St. Mary's Airport? Please list annual estimates for 2015, 2016, and 2017.

0

What is your estimated weight in pounds of outbound mail? Please list annual estimates for 2015, 2016, and 2017.

0

What is your estimated weight in pounds of inbound cargo? Please list annual estimates for 2015, 2016, and 2017.

Inbound: 2017: 0; 2016: 2,312; 2015: 0

What is your estimated weight in pounds of outbound cargo? Please list annual estimates for 2015, 2016, and 2017.

Outbound: 2017: 0; 2016: 1,800; 2015: 0

What is your estimated number of mail operations? Please list annual estimates for 2015, 2016, and 2017.

Mail: 2017: 0; 2016: 2; 2015: 0

What is your estimated number of cargo operations? Please list annual estimates for 2015, 2016, and 2017.

Cargo: 2017: 0; 2016: 2; 2015: 0

Estimate your total annual weight of fish products in pounds. Please include if it is inbound or outbound to St. Mary's Airport.

0

Estimate your total annual weight of fuel shipments in pounds. Please include if it is inbound or outbound to St. Mary's Airport.

0

Estimate your total annual weight of another special cargo in pounds, if applicable. Please include if it is inbound or outbound to St. Mary's Airport.

When is your peak time of year?

What is your summer schedule?

Charter only

What is your winter schedule?

Charter only

Have your number of operations changed in the past 5 years?

No change ▼

Please estimate the percentage change.

0%

How do you anticipate your services will change in the next 5 years?

No change ▼

Briefly describe your long-range business plan (i.e. 10-20 years) as it relates to your continued use of St. Mary's Airport.

If some of the big carriers stop servicing St. Mary's, we may pick up by-pass mail services and have a stronger presence in the village.

Private Use Section

Fill out this section if you operate at the St. Mary's Airport for private purposes. If not, skip to the next section.

What types of aircraft do you currently fly? Please include the manufacturer, model, and number of annual operations for each. Note: Each takeoff counts as one operation and each landing counts as one operation.

When is your peak time of year?

Have your number of operations changed in the past 5 years?

Choose ▼

Please estimate the percentage change.

How do you anticipate your services will change in the next 5 years?

Choose ▼

Runways Section

The St. Mary's Airport runway 17/35 is 6,008 feet long and 150 feet wide, with a gravel surface. The crosswind runway 6/24 is 1,520 feet long and 60 feet wide, with a gravel surface.

What is the minimum runway length you need to operate your current fleet of aircraft? Please include manufacturer, model, and minimum runway length.

Beech Aircraft Co., Beechcraft 1900, 3000 feet

If the length of runway 17/35 was reduced by any amount would you still be able to serve St. Mary's Airport?

Yes

What is the minimum runway length that you need without having a negative impact on your current operations?

4000 feet. At 3000 ft. there is a reduction in payload. 4000 ft. supports a full payload. We could also refuel in Bethel.

Would you/could you switch to different aircraft to serve St. Mary's?
Please explain.

What is the minimum runway length you need to operate your future fleet of aircraft?

4000 feet

Do you use the crosswind runway?

Yes

No

Other: Unsure

Is the crosswind runway sufficient for your needs? Please explain.

Runway 17 has published RNAV and LOC/DME approaches. Runway 35 has a published RNAV approach. Would an additional instrument approach be beneficial to your business?

Yes ▼

If yes, what type?

What percentage of your operations are VFR versus IFR?

Are there any obstruction hazards during approach, taxiing, or take-off that the team should know about?

Are there any runway conditions (visibility, constraints, roughness, etc.) that the team should know about?

What improvements do you think are needed (lighting, apron, taxiway, facilities, pavement, etc.)?

How often is this airport unusable due to soft or rough surface conditions? Please explain.

Do you experience congestion in using the runway, taxiway, or apron areas? Please explain.

Would you like to tell the team anything else that may assist with the project?

This content is neither created nor endorsed by Google.

Google Forms

Appendix D

Public Comments

Summary of Public Comments Received	D-1
Completed Comment Sheets	D-17
Comments Received via Email	D-39
Yupit of Andrafski Tribal Council Resolution 18-05	D-50
Asa'carsarmiut Tribal Council Resolution 18-05	D-54

Comment Response Summary

Date: May 31, 2018

The team received the following comments regarding the St. Mary's Airport Improvement project from April 13 through May 31, 2018.

Table 1. Comment Response Summary

Subject/ Issue	Date	Commenter	Comment Type	Comment	Response
Support for current runway length	03/17/2018	Harold Townsend, VP Operations, Corvus Airlines	Email	<p>Dear Isadora Fanning,</p> <p>In response to your request for comments on shortening the Saint Mary's (KSM) runway from 6,000 ft. to 4,000 ft., Ravn would like to make you aware of the significant impact that would have on our ability to provide air transportation to the community of St. Mary's.</p> <p>If the KSM runway is shorten to 4,000 ft., at all temperatures, our payload on departure will be reduced by 30%. This is effectively 10 less passengers that can be transported from the community. The airport is already restrictive with a gravel runway, and becomes even further restricted when contaminated in the winter. Reducing the length to 4,000 ft. will significantly reduce the air travel capacity for the community of St. Mary's.</p> <p>The proposed width reduction of taxiways A and B to 50 feet wide are not restrictive to our operations.</p> <p>Thank you for allowing us to comment on this proposal. Please give me a call for further discussion.</p>	<p>Thank you for your comment. The intent of the current project is to gather information about how the airport is currently used and to determine the critical aircraft in order to establish the design criteria for future airport improvements. Currently, there are no plans to shorten the length of Runway 17/35.</p>

Subject/ Issue	Date	Commenter	Comment Type	Comment	Response
Support for current runway length	04/13/2018 04/13/2018	Sylvia Nerby Tribal Workforce Development Specialist, Association of Village Council Presidents	Email	<p>Good afternoon Chris, I have a question about the flyer that was sent out to the community members regarding the airport runway project. Why did you not state the effects this project would be to our economy? Why did you not state that this will shorten our runway and stop major freight businesses to land on the runway if the project falls through? Thank you, Sylvia Nerby</p> <p>—————</p> <p>Good afternoon, I am not in any way in favor of this project. I was raised in St. Mary's and if this project goes through then it is only going to hurt everyone in our community and the surrounding communities. We already only have one store and if this project falls through it is only going to jack up prices for food and household items. Ravn Air is already the only airline that flies in for passengers and charges an arm and a leg to travel. Just think how they will be charging for freight to come into our communities.</p> <p>The St. Mary's airport project would also affect our economy in the summer because our fish buyers use NAC to ship out the fish. If this happens then they will have no other choice to either stop buying fish or cut the cost of buying fish to a lower price.</p> <p>It is already hard to live in rural villages with what resources we have available. Shortening the runway is just going to hurt our community and surrounding communities!! I can't express this enough. I am going to spread the real word which was not stated in the flyer to EVERY person I see so that this does not happen. Yes do repairs but don't deny us of what little we have by this project. FAA wasting money to hurt us is not right.</p>	<p>Sylvia, Thank you for your questions. The objective of this project is to resurface the St. Mary's runways, among other work. At this time, we do not plan to shorten the runway.</p> <p>However, we have some work to do in order to justify rehabilitating the full runway length. The FAA Airport Improvement Program funds we have available for the project only let us do work needed to support the "critical aircraft", which is the largest type of plane that makes at least 500 operations in a year. We're currently working on a study to forecast the critical aircraft as well as collect other information we'll need for the project. We are hopeful that we can justify the existing runway length based on the forecast.</p> <p>If we do find that the critical aircraft doesn't require the full length of existing runway, before we could proceed with a project to shorten the runway we would need to document that shortening the runway does not have a significant impact on the communities' economy, or otherwise mitigate for those impacts, in accordance with the National Environmental Policy Act (NEPA). Additional community and agency involvement would be conducted to evaluate that action and FAA would ultimately need to approve that environmental document.</p> <p>For additional information, you can see our project website at http://dot.alaska.gov/nreg/stmarys/ We'll be updating it again with more information prior to the open house and will try to include some frequently asked questions. I also hope you'll be able to attend our meeting in St. Mary's on the 26th. Christopher Johnston, P.E., Engineering Manager, Alaska Department of Transportation</p>

Subject/ Issue	Date	Commenter	Comment Type	Comment	Response
Support for current runway length	04/17/2018 04/18/2018	Walton Smith	Email	<p>If I am wrong in any way please inform me. I know for a fact this is not in ANY WAY good for our economy and our people. Thank you. Sylvia Nerby, Tribal Workforce Development Specialist, Association of Village Council Presidents</p> <p>Did anyone have an answer about the information being distributed NOT addressing a shortened runway? Thanks, Walton</p> <p>Tors: I did not hear back from you on my complaint about the poorly constructed questionnaire and what I feel to be a very inadequate public notice. I believe both are biased by mentioning all the improvements, but failing to address the planned loss of 2000' of runway; our major air freight carriers; and our fishing industry. I do have fairly extensive experience in questionnaire construction and bias caused by introductory statements and omissions of fact. Your public notice and your questionnaires are exceedingly biased by this "minor" omission of the project scope.</p> <p>I have attached my original letter with the stated concerns that I still do not feel are being addressed by the study public notices and the questionnaires. I hope that you can rectify this situation. Walton Smith.</p>	<p>Walton, Thank you for reaching out to the project team. I want to assure you that there are no plans currently to shorten the runway length at the St. Mary's Airport. We understand that shortening the runway would have a significant impact on the community and are working closely with FAA to find a solution that takes those impacts into consideration.</p> <p>The project to resurface and upgrade the St. Mary's Airport, as you know, is funded with federal dollars through FAA's Airport Improvement Program. That program will only provide funding for improvements that support "critical aircraft," which is typically defined as the largest aircraft having at least 500 annual operations (takeoffs and landings) at the airport. Our goal for the open house next week is to help determine the critical aircraft that use the St. Mary's Airport, which includes gathering information about current and forecasted airport operations, the community's key issues and concerns regarding current airport conditions and future needs, and a socio-economic analysis for St. Mary's and the surrounding communities. More or less, we're trying to get as much information about and input from the community as possible. We are hopeful that with all this information, we will be able to justify the existing runway length based on the aviation forecast.</p> <p>After we collect all this information, if we are still not able to justify that the critical aircraft require the full length of the existing runway, we will move</p>

Subject/ Issue	Date	Commenter	Comment Type	Comment	Response
					<p>onto an analysis of the economic impacts of shortening the runway to the community. If we demonstrate to FAA that shortening the runway will have a significant impact on the St. Mary's and surrounding communities' economies, then we will not move forward with shortening the runway. If it gets to this point, we will solicit more input from the community and other agencies in order to make a determination, and you will be informed and involved in that process. Ultimately, FAA would need to review and approve of our determination.</p> <p>I understand that the results of these determinations on your community will have a huge impact. We are looking forward to speaking with the community to better explain this process and to hear from folks to better understand their concerns about this project at the open house on the 26th. Anything you can do to help us get the word out about this project and to encourage people to participate would be a huge help. It is essential to us that the community is heavily involved in this process.</p> <p>For additional information, you can see our project website at http://dot.alaska.gov/nreg/stmarys/. We'll be updating it again with more information prior to the open house. In the meantime, if you have any questions, feel free to contact me directly by email or at 451-2322. Christopher Johnston, P.E., Engineering Manager, Alaska Department of Transportation</p>
Appreciation	04/26/2018	Augusta Westdahl	Comment Sheet	Thank you ☺	Thank you for your comment.
Appreciation	04/26/2018	Misa Beans	Comment Sheet	It was very informational meeting and looking forward for more meetings in the future.	Thank you for your comment.

Subject/ Issue	Date	Commenter	Comment Type	Comment	Response
Automated Weather Observing System (AWOS)	04/26/2018	Ivan Sipary	Comment Sheet	I work part time for Andraefski River Lodge and I have been renovating one of the apartments but have been slowed down because the AWOS wasn't working. It has been a month since supplies haven't been able to be flown in, and I'm not the only one missing out on making money, but the lodge owners are unable to rent out that apartment and make their money.	Thank you for your comment. The proposed improvements at the St. Mary's Airport also include upgrades to the lighting system and AWOS.
Crosswind Runway	04/26/2018	Unknown	Verbal	Extend crosswind.	Thank you for your comment. Under the current contract we will review the requirements for the length of both runways.
Economic	04/26/2018	Rocky (AC Director of operations)	Verbal	Being able to ship full pallets. DC-6's stop flying to Emmonak which made St. Mary's the hub.	Thank you for your comment. We will follow up to learn more about the specifics.
Economic	04/26/2018	Unknown	Verbal	Price of AC Store goods linked to runway length.	Thank you for your comment. ADOT&PF has also contracted a consultant to analyze the economic impacts of any changes made to the runway length at the St. Mary's Airport.
Inquires	04/26/2018	Nancy (St. Mary's Representative)	Verbal	Are other airports around the State needing to be shortened?	Thank you for your comment. We are not aware of other airport runways around the State being shortened.
Inquires	04/26/2018	Bill	Verbal	Is the runway going to be narrowed?	Thank you for your comment. No, the runway width will remain the same. Temporary changes in runway length and width may occur during construction.
Inquires	04/26/2018	Unknown	Verbal	Alternative runway locations.	Thank you for your comment. Once the aviation forecast is complete a list of alternatives for airport improvements will be compiled for consideration. At this time there are no current plans to relocate the airport.
Lease Lot	04/26/2018	Unknown	Verbal	Lack of lease lots. Existing lots not developed.	Thank you for your comment. DOT&PF airport leasing will review the status of the existing leases.

Subject/ Issue	Date	Commenter	Comment Type	Comment	Response
Military	04/26/2018	Molly Thompson	Verbal	St. Mary's Airport is an Alaska military strategic location.	Thank you for your comment. The team will review this during the preparation of the aviation forecast.
Need for 737 and DC-6's	04/26/2018	Jennifer Williams Yukon Delta Fisheries Development Association	Comment Sheet	<p>The communities of the lower Yukon region face some of the most challenging living conditions in Alaska. The high costs of good and fuel, high unemployment rates, and limited economic opportunity threaten the long-term sustainability of these communities.</p> <p>Through Kwipak Fisheries, LLC, YDFDA is a leader in the Yukon River salmon fishery. In fact, it is the only company in the fishery throughout the season and throughout all of the lower Yukon River fishing areas, serving member and non-member communities alike. Kwipak have roughly ~230 commercial fishermen in Y2 alone. By allowing them to participate in the salmon fishery, they need a market, and most importantly they must have an adequate aircraft (DC-6 or similar) to transport the product out of St. Mary's.</p> <p>NAC plays an important role in supporting St. Mary's freight and fish business with their jet aircraft. NAC currently have one 737 with a gravel kit to land on the current runway. In addition, paving the runway would ensure both Northern Air Cargo and Everts Air Cargo would continue servicing St. Mary's with the jet aircraft. YDFDA recognized the importance of the size of the runway, we don't want to see it have a domino effect on the Alaska Bypass mail and Passenger Commercial aircraft flying through St. Mary's airport hub.</p>	<p>Thank you for your comment. We understand that shortening the runway would have a significant impact on the community and are working closely with FAA to find a solution that takes those impacts into consideration.</p> <p>The project to resurface and upgrade the St. Mary's Airport is funded through FAA's Airport Improvement Program. That program will only provide funding for improvements that support "critical aircraft," which is typically defined as the largest aircraft having at least 500 annual operations (takeoffs and landings) at the airport. We are currently gathering information about current and forecasted airport operations, the community's key issues and concerns regarding current airport conditions and future needs, and a socio-economic analysis for St. Mary's and the surrounding communities.</p>

Subject/ Issue	Date	Commenter	Comment Type	Comment	Response
Support for airport	04/26/2018	Molly Westdahl- Thompson	Comment Sheet	<p>I really wonder what some of the earlier motivations; the original ideas for making the airport in the first place... I'm positive nothing has changed; except maybe it is much more imperative; we keep St. Mary's airport in the best possible shape ever.</p> <p>It is the lifeline of every aspect of our lives now... Medically, economically, socially, but also militarily. Alaska is very strategically located to defending our country. It is important not only for St. Mary's but for all airports in Alaska. Our state is so vast. I have heard of sightings of low flying aircraft in our area. My uncle, John L. Westdahl helped build the airport and its main roads.</p> <p>Things are advancing and changing so fast including global warming... We need our airports.</p>	<p>Thank you for your comment. We understand that shortening the runway would have a significant impact on the community and are working closely with FAA to find a solution that takes those impacts into consideration.</p> <p>The proposed improvements will also include upgrades to the lighting system. The FAA will be notified to investigate and repair the AWOS.</p>
Support for airport	04/26/2018	Joyce Lee	Verbal	Mountain Village residents can access St. Mary's Airport via the road. Medivac access.	Thank you for your comment.
Support for airport	04/26/2018	Unknown	Verbal	Oil companies could use runway for exploratory drilling.	Thank you for your comment.
Support for airport	04/26/2018	Unknown	Verbal	Close the Mountain Village Airport to ensure the St. Mary's Airport remains. Mountain Village is connected via roads.	Thank you for your comment. Currently, there are no plans to close the Mountain Village Airport.
Support for airport	04/26/2018	George	Verbal	People rely heavily on this airport. Fishing is the largest industry.	Thank you for your comment. We understand that shortening the runway would have a significant impact on the community and are working closely with FAA to find a solution that takes those impacts into consideration.

Subject/ Issue	Date	Commenter	Comment Type	Comment	Response
Support for current runway length	04/26/2018	Chris Tracy Alaska Native Industries Cooperative Association, Inc. (ANICA)	Phone Call	<p>Team — I received a call today from Chris Tracy with Alaska Native Industries Cooperative Association, Inc. (ANICA). They are a wholesale purchasing and service cooperative serving stores in rural Alaska. They service Pilot Station and Mt. Village in our project area.</p> <p>Chris wanted to know if our project would shorten the runway. I explained that we were conducting a Practicability Study that would look at activity into St. Mary's airport and develop runway safety area alternatives. I explained that this work would also address the socioeconomic impacts of changes to the airport.</p> <p>He stated that they fly groceries and appliances into the villages and some of this equipment could not fit in smaller aircraft such as the Dash 8. He typically uses the larger plans provided by Everts or Northern Air Cargo.</p> <p>He also asked specific questions about whether the airport would be closed during construction, whether construction would be done in summer or winter, etc. I explained that it would depend on the project and that airport users would be notified of any proposed closures. I again explained that summer/winter construction would depend on the scope of the work, availability of material, contractor and other factors and we would not know until a real project was selected and the contract awarded.</p> <p>I encouraged him to complete our survey online and provide as much detail about their shipments as possible, such as the frequency of shipping appliances. He said he would complete the survey.</p> <p>He is based in Seattle and his telephone # is 1-800-426-2128 and email ctracy@anicainc.com. I will</p>	<p>Thank you for your comment. We understand that shortening the runway would have a significant impact on the community and are working closely with FAA to find a solution that takes those impacts into consideration.</p> <p>The proposed improvements will also include upgrades to the lighting system. The FAA will be notified to investigate and repair the AWOS.</p>

Subject/ Issue	Date	Commenter	Comment Type	Comment	Response
				add him to our contact list so he receives future notices. He had only heard about the meeting today. Anne Brooks, P.E., Public Involvement Specialist, Brooks & Associates	
Support for current runway length	04/26/2018	Christopher Mick	Comment Sheet	<p>What I would like is if DOT and FAA make the St. Mary's shorter is that it will hurt many people here and the other people from other villages nearby.</p> <p>What I would like is that DOT and FAA keep the St. Mary's Airport the length the way it is now but fix up the runway and lights.</p>	<p>Thank you for your comment. We understand that shortening the runway would have a significant impact on the community and are working closely with FAA to find a solution that takes those impacts into consideration.</p> <p>The proposed improvements will also include upgrades to the lighting system. The FAA will be notified to investigate and repair the AWOS.</p>
Support for current runway length	04/26/2018	Paul Lamont Pitka's Point Native Corp	Comment Sheet	<p>Please do not shorten runway but do improve if need. This airport has a high elevation where it's at with a connecting road system to a barge dock. Environmental concern.</p>	<p>Thank you for your comment. We understand that shortening the runway would have a significant impact on the community and are working closely with FAA to find a solution that takes those impacts into consideration.</p> <p>The proposed improvements will also include upgrades to the lighting system. The FAA will be notified to investigate and repair the AWOS.</p>
Support for current runway length	04/26/2018	Agnes George	Comment Sheet	<p>If you do not do this it will help with everyone in St. Mary's for the needs and the surrounding villages. It will be good to keep so we can have jobs for people during summer. Also we rely on all our things we order to be brought in by NAC or Evert's Airlines.</p>	<p>Thank you for your comment. We understand that shortening the runway would have a significant impact on the community and are working closely with FAA to find a solution that takes those impacts into consideration.</p> <p>The proposed improvements will also include upgrades to the lighting system. The FAA will be notified to investigate and repair the AWOS.</p>

Subject/ Issue	Date	Commenter	Comment Type	Comment	Response
Support for current runway length	04/26/2018	Beans Sr.	Comment Sheet	To shorten the runway from what it is now would be detrimental to the economics, welfare and livelihood of the people here at St. Mary's and the surrounding villages. We need the airlines to continue their services and also enhance any/all entities and or individuals who wish to startup businesses in the future.	Thank you for your comment. We understand that shortening the runway would have a significant impact on the community and are working closely with FAA to find a solution that takes those impacts into consideration.
Support for current runway length	04/26/2018	Marcia Beans	Comment Sheet	With the AWOS [Automated Weather Observing System] being at times down it is very difficult to make it to our destination. Especially for the people traveling to their hospital appointments in Bethel or Anchorage. Also for the people returning from their appointments. We don't want our airport runway to be shortened, just improved. It is our only source of getting things flown in and out from outside.	Thank you for your comment. We understand that shortening the runway would have a significant impact on the community and are working closely with FAA to find a solution that takes those impacts into consideration. The proposed improvements will also include upgrades to the lighting system and AWOS.
Support for current runway length	04/26/2018	Pete	Verbal	Runway length required for emergency of large aircraft	Thank you for your comment. We understand that shortening the runway would have a significant impact on the community and are working closely with FAA to find a solution that takes those impacts into consideration.
Support for current runway length	04/26/2018	Bill (Mayor of St. Mary's)	Verbal	Major concern regarding shortening the airport runway. Scared of the word justify. The airport provides access for vital cargo including; groceries, snow machines, light cars, and trucks. The runway was once paved but is now gravel.	Thank you for your comment. We understand that shortening the runway would have a significant impact on the community and are working closely with FAA to find a solution that takes those impacts into consideration.
Military	04/26/2018	Molly Thompson	Verbal	St. Mary's Airport is an Alaska military strategic location.	Thank you for your comment. The team will review this during the preparation of the aviation forecast.
Support for current runway length	05/09/2018	Yupit of Andreafski Tribal Council	Email	RESOLUTION 18-05 A RESOLUTION URGING THE ALASKA DEPARTMENT OF TRANSPORTATION & PUBLIC FACILITIES (AKDOTPF) AND THE FEDERAL AVIATION	Thank you for your comment. We understand that shortening the runway would have a significant impact on the community and are working closely

Subject/ Issue	Date	Commenter	Comment Type	Comment	Response
				<p>ADMINISTRATION (FAA) TO PROVIDE FULL FUNDING FOR IMPROVEMENTS OF THE CURRENT 6,000 FT. LONG X 150 FT. WIDE RUNWAY UNDER THE ST. MARY'S AIRPORT IMPROVEMENT PROJECT NUMBER Z605630000.</p> <p>WHEREAS, The Yupit of Andreafski Tribal Council is the governing body for the federally-recognized Tribe of the Yupit of Andreafski located in St. Mary's, Alaska; and</p> <p>WHEREAS, The AKDOTPF in cooperation with the FAA's Airport Improvement Program is proposing improvements to the St. Mary's Airport; and</p> <p>WHEREAS, The AKDOTPF is conducting a study to determine the role the St. Mary 's Airport plays in the community of St. Mary's and surrounding communities to determine the "critical aircraft" that use the runway; and</p> <p>WHEREAS, the St. Mary's Airport is a hub for the communities of St. Mary's, Pitka 's Point, Mountain Village, Marshall and Pilot Station providing cargo, freight, and bypass mail services in addition to transporting hundreds of thousands of pounds of fresh salmon during the summer commercial fishing season requiring large aircraft; and</p> <p>WHEREAS, any modifications to the St. Mary's Airport that would prevent large aircraft from hauling cargo, freight, and bypass mail and hundreds of thousands of pounds of fresh salmon during the summer commercial fishing season would cause economic devastation to the community of St. Mary's and the surrounding communities through loss of jobs, higher retail store prices, increased freight and cargo costs, loss of the bypass mail service and loss of commercial fishing income which our tribal members, local</p>	<p>with FAA to find a solution that takes those impacts into consideration.</p> <p>The proposed improvements will also include upgrades to the lighting system. The FAA will be notified to investigate and repair the AWOS.</p>

Subject/ Issue	Date	Commenter	Comment Type	Comment	Response
				<p>residents, and residents of the nearby communities are heavily dependent upon; and</p> <p>WHEREAS, the St. Mary's Airport is used by jet aircraft for rapid medical evacuations of persons with life threatening injuries or illnesses from the Yukon River Delta region to Anchorage; and</p> <p>WHEREAS, any modifications to the St. Mary's airport that would prevent the use of faster aircrafts for medical evacuations would endanger the health and lives of our tribal members, local residents, and residents of the nearby communities;</p> <p>SO</p> <p>NOW THEREFORE BE IT RESOLVED, That the Tribal Council for the Yupit of Andreafski urges the Alaska Department of Transportation & Public Facilities and the Federal Aviation Administration to provide full funding for improvements of the current 6,000 ft. long x 150 ft. wide runway under the St. Mary 's Airport Improvement Project Number Z605630000.</p> <p>BE IT FURTHER RESOLVED, That the Tribal Council for the Yupit of Andreafski submits this resolution to be included as part of the public comments.</p>	
Support for current runway length	05/18/2018	Asa'carsarmiut Tribal Council	Email	<p>RESOLUTION 18-05</p> <p>A RESOLUTION OF THE ASA'CARSMIUT TRIBAL COUNCIL REQUESTING AKDOT&PF AND THE FAA TO MAINTAIN FULL FUNDING FOR THE ST. MARY'S AIRPORT, STATE PROJECT NUMBER Z605630000</p> <p>WHEREAS: The Asa'carsarmiut Tribal Council (ATC) is the federally recognized governing body representing the best interests of the Asa'carsarmiut Tribe; and</p>	<p>Thank you for your comment. We understand that shortening the runway would have a significant impact on the community and are working closely with FAA to find a solution that takes those impacts into consideration.</p> <p>The proposed improvements will also include upgrades to the lighting system. The FAA will be notified to investigate and repair the AWOS.</p>

Subject/ Issue	Date	Commenter	Comment Type	Comment	Response
				<p>WHEREAS: The AKDOT&PF & FAA's Airport Improvements Program are proposing improvements to the St. Mary's Airport; and</p> <p>WHEREAS: The St. Mary's Airport, as the Regional HUB Airport, at 150' wide x 6000' long, is critical infrastructure for the communities of Marshall, Pilot Station, St. Mary's, Pitka's Point and Mountain Village, allowing Dash-8, DC-6, DC-9 and smaller aircraft to transport freight and bypass mail to and from the region including export of hundreds of thousands of pounds of fresh Yukon Salmon during the summer and fall commercial fishing seasons; and</p> <p>WHEREAS: "Improvements" to the St. Mary's Airport, such as decreasing the length of the runway, would prevent larger DC-6 and DC-9 type aircrafts from accessing the Regional HUB, thereby eliminating entirely, the regions commercial salmon fishing industry, preventing salmon from being delivered to market in Anchorage and the rest of the free world, causing irrecoverable hardship on hundreds of families who are heavily dependent on the Lower Yukon Commercial Salmon Fishing industry; and</p> <p>WHEREAS: Additional hardships caused from "improvements" to the St. Mary's Airport may also include: elimination of AERO MED life support services to and from this part of the region, increase in freight/cargo costs, elimination of Bypass Mail Service which would result in increased retail merchandise costs, all of which would result in a higher cost of living in addition to a loss of associated jobs here in the already-much-deprived Kuzilvak Census District; and</p> <p>WHEREAS: The word "improvement", is defined as: the act or process of improving and the state of</p>	

Subject/ Issue	Date	Commenter	Comment Type	Comment	Response
Support for current runway length	05/18/2018	Harold Townsend, VP Operations, Corvus Airlines	Email	<p>being improved; especially, enhancing value or excellence; and</p> <p>FINALLY, WHEREAS: Although the State of AKDOT&PF and the FAA's intent may be to reduce cost with the proposed "improvements" to the St. Mary's Airport, the result of the "improvements" will in fact have a devastating effect on the livelihood of the people of the already economically impoverished "upper-lower Yukon portion" of the Kuzilvak Census District.</p> <p>NOW THEREFORE BE IT RESOLVED: That the Asa'carsarmiut Tribal Council urges the State of AKDOT &PF FAA to maintain full funding for the current 150' wide x 6000' long St. Mary's Airport, State Project Number Z605630000.</p> <p>BE IT FINALLY RESOLVED: That the Asa'carsarmiut Tribal Council hereby submits this resolution, to be included as part of public comment, which is being accepted by AK.DOT &PF until May 18, 2018.</p>	
				<p>Mr. Anderzen,</p> <p>See the email below regarding the Dash 8 limitations if the runway in St. Marty's is shorten [see comment above dated 03/17/2018]. Also see the summary data from our commercial department.</p> <p>[Table outlining the aircraft type along with the number of outbound and inbound passengers, freight, and mail.]</p>	Thank you for your comment.

Subject/ Issue	Date	Commenter	Comment Type	Comment	Response
Support for current runway length	05/25/2018	Christopher Beans	Comment Sheet	<p>The airport improvement project is a big plus for the Yukon Delta. The runway needs to stay the same length due to groceries brought in by MainLiners, NAC, Everets, Lynden Air Cargo, RAVN. Must be left same length for Medivac with leer jets.</p> <p>The fishing industry relies on the full length to get fish out to market.</p> <p>Airlines use for alternate airport if need be.</p>	<p>Thank you for your comment. We understand that shortening the runway would have a significant impact on the community and are working closely with FAA to find a solution that takes those impacts into consideration.</p>
Support for current runway length	05/25/2018	Hannibal Anderson, Assistant Superintendent, Lower Yukon School District	Email	<p>Dear Mr. Johnston,</p> <p>I appreciate the opportunity to comment on the St. Mary's Airport Improvement Project. The St. Mary's airport is heavily used by the Lower Yukon School District for freight and for travel to and from Anchorage. The LYSD district office is located in Mountain Village, which is connected by road to St. Mary's. That road connection provides the district maintenance office with access to freight and cargo transported by large plane from Anchorage. That access is a tremendous benefit, as opposed to needing to rely on smaller planes for cargo and freight, presumably routed through Bethel. Similarly, LYSD personnel from the district office and school sites often and regularly utilize the RAVN flights between Anchorage and Bethel. Travel through Bethel to and from the villages in LYSD is often compromised by weather. Should the St. Mary's to Anchorage flights stop occurring, travel for district personnel would certainly be compromised and more complicated. While such complications can often be dealt with, significant stress and cost notwithstanding, complications arising in emergencies would be seriously problematic. In short, I strongly encourage the renovation and improvement to involve the full</p>	<p>Thank you for your comment. We understand that shortening the runway would have a significant impact on the community and are working closely with FAA to find a solution that takes those impacts into consideration.</p>

Subject/ Issue	Date	Commenter	Comment Type	Comment	Response
Support for current runway length	05/25/2018	Matt Kozevnikoff	Comment Sheet	<p>present runway length. Thank you for your consideration.</p> <p>Hello Mr. Johnson. Thank you for reading this: I am from Russian Mission, AK, a community approx. 100 nm [nautical miles] from St. Mary's. Like Aniak and Bethel, St. Mary's is a very important "hub" for many villages on the Lower Yukon. I am in full support for improvements for the existing runway at St. Mary's, mainly improvements to upgrade so it can safely accommodate "critical aircraft." A majority of the villages around St. Mary's depend on St. Mary's Airport for the arrival of freight of all types. I hope you will fund and complete the upgrade so "critical aircraft" can and will be used in the near future. Thanks once again for your consideration.</p>	<p>Thank you for your comment. We understand that shortening the runway would have a significant impact on the community and are working closely with FAA to find a solution that takes those impacts into consideration.</p>



COMMENT SHEET
St. Mary's Airport Improvements
 Project Number Z605630000

April 26, 4:00 – 7:00 PM
 City Hall, St. Mary's Alaska

Public Comment Period is April 26 through May 28, 2018

We welcome written input and ideas from the public. Thank you for taking the time to be involved.
 (If you need more space please use back side of sheet.)

COMMENTS:

I really wonder what some of the earlier motivations; the original ideas for making the airport in the first place... I'm positive nothing has changed; except maybe it is much more imperative; we keep St. Marys' airport in the best possible shape ever.

It is the lifeline of every aspect of our lives now... medically, economically, socially, but also militarily. Alaska is very strategically located to defending our country. It is important not only for St. Marys'

How did you hear about this meeting? the flyer in po. Prompting by friends n relatives.

More information can be found at: <http://dot.alaska.gov/nreg/stmarys/>

*Before including your address, phone number, e-mail address, or other personal identifying information in your comment, be advised that your entire comment –including your personal identifying information –may be made publicly available at any time. While you can ask us in your comment to withhold from public review your personal identifying information, we cannot guarantee that we will be able to do so.

E-MAIL ADDRESS: _____

NAME: Molly A. Westdahl - Thompson

MAILING ADDRESS: P.O.B. 186 St. Marys ak 99658

For further information, please contact Christopher Johnston, P.E., Project Manager, at (907) 451-2322 or email chris.johnston@alaska.gov. To correspond by text telephone (TDD), please call (907) 451-2363.

Additional Comments/Concerns?

but for all airports in Alaska. Our state is so vast. I have heard of sightings of low flying aircrafts in our area. My uncle, John F. Westdahl helped build the airport and its main roads.

Things are advancing and changing so fast including global warming... ~~we~~ we need our airports.



COMMENT SHEET
St. Mary's Airport Improvements
Project Number Z605630000



April 26, 4:00 – 7:00 PM
City Hall, St. Mary's Alaska

Public Comment Period is April 26 through May 28, 2018

We welcome written input and ideas from the public. Thank you for taking the time to be involved.
(If you need more space please use back side of sheet.)

COMMENTS:

With the AWOS being ^{at times} down it is very difficult to make it to our destination. Especially for the people traveling to their hospital appointments in Bethel or Anchorage. Also for the people returning from their appointments.

We don't want our airport runway to be shortened, just improved. It is our only source of getting things flown in ^{and out} from outside.

How did you hear about this meeting? Family/friends

More information can be found at: <http://dot.alaska.gov/nreg/stmarys/>

*Before including your address, phone number, e-mail address, or other personal identifying information in your comment, be advised that your entire comment –including your personal identifying information –may be made publicly available at any time. While you can ask us in your comment to withhold from public review your personal identifying information, we cannot guarantee that we will be able to do so.

E-MAIL ADDRESS: marcia_beans@yahoo.com

NAME: Marcia Beans

MAILING ADDRESS: Box 313 St-Mary's Ak 99658

For further information, please contact Christopher Johnston, P.E., Project Manager, at (907) 451-2322 or email chris.johnston@alaska.gov. To correspond by text telephone (TDD), please call (907) 451-2363.



COMMENT SHEET
St. Mary's Airport Improvements
 Project Number Z605630000

April 26, 4:00 – 7:00 PM
 City Hall, St. Mary's Alaska

Public Comment Period is April 26 through May 28, 2018

We welcome written input and ideas from the public. Thank you for taking the time to be involved.
 (If you need more space please use back side of sheet.)

COMMENTS:

I work parttime for Andreatski River Lodge and I have been renovating one of the apartments, but have been slowed down because the AWOS wasn't working. It has been a month since supplies haven't been able to be flown in, and I'm not the only one missing out on making money, but the lodge owners are unable to rent out that apartment and make their money.

How did you hear about this meeting?

More information can be found at: <http://dot.alaska.gov/nreg/stmarys/>

*Before including your address, phone number, e-mail address, or other personal identifying information in your comment, be advised that your entire comment –including your personal identifying information –may be made publicly available at any time. While you can ask us in your comment to withhold from public review your personal identifying information, we cannot guarantee that we will be able to do so.

E-MAIL ADDRESS: _____

NAME: Ivan Sipary

MAILING ADDRESS: PoBox 276 St. Marys

For further information, please contact Christopher Johnston, P.E., Project Manager, at (907) 451-2322 or email chris.johnston@alaska.gov. To correspond by text telephone (TDD), please call (907) 451-2363.



COMMENT SHEET
St. Mary's Airport Improvements
 Project Number Z605630000

April 26, 4:00 – 7:00 PM
 City Hall, St. Mary's Alaska

Public Comment Period is April 26 through May 28, 2018

We welcome written input and ideas from the public. Thank you for taking the time to be involved.
 (If you need more space please use back side of sheet.)

COMMENTS:

WHAT I WOULD LIKE IS IF DOT AND FAA
MAKE THE ST. MARY'S SHORTER IS THAT IT
WILL HEARD MANY PEOPLE HERE AND THE
OTHER PEOPLE FROM OTHER VILLAGES
NEAR BY.
WHAT I WOULD LIKE IS THAT DOT AND
FAA KEEP THE ST. MARY'S AIRPORT
THE LENGTH THE WAY IT IS NOW, BUT
FIX UP THE RUNWAY AND LIGHTS

How did you hear about this meeting?

FROM OTHERS AND HEAR

More information can be found at: <http://dot.alaska.gov/nreg/stmarys/>

*Before including your address, phone number, e-mail address, or other personal identifying information in your comment, be advised that your entire comment –including your personal identifying information –may be made publicly available at any time. While you can ask us in your comment to withhold from public review your personal identifying information, we cannot guarantee that we will be able to do so.

E-MAIL ADDRESS: _____

NAME: Christopher A. Mick

MAILING ADDRESS: PO Box 96 St. Mary's AK 99658

For further information, please contact Christopher Johnston, P.E., Project Manager, at (907) 451-2322 or email chris.johnston@alaska.gov. To correspond by text telephone (TDD), please call (907) 451-2363.



COMMENT SHEET
St. Mary's Airport Improvements
 Project Number Z605630000

April 26, 4:00 – 7:00 PM
 City Hall, St. Mary's Alaska

Public Comment Period is April 26 through May 28, 2018

We welcome written input and ideas from the public. Thank you for taking the time to be involved.
 (If you need more space please use back side of sheet.)

COMMENTS:

I shorten the runway from what it is now would be detrimental to the economic welfare & livelihood of the people here at St. Mary's and the surrounding villages. We need the airlines to continue their services and also enhance any fall entities and or individuals who wish to start up businesses in the future.

How did you hear about this meeting? *Mail out, newspaper and word ^{ALX} of mouth.*

More information can be found at: <http://dot.alaska.gov/nreg/stmarys/>

*Before including your address, phone number, e-mail address, or other personal identifying information in your comment, be advised that your entire comment –including your personal identifying information –may be made publicly available at any time. While you can ask us in your comment to withhold from public review your personal identifying information, we cannot guarantee that we will be able to do so.

E-MAIL ADDRESS: _____

NAME: *Boyz Bemis Sr*

MAILING ADDRESS: *Box 153 St. Marys AK 99458*

For further information, please contact Christopher Johnston, P.E., Project Manager, at (907) 451-2322 or email chris.johnston@alaska.gov. To correspond by text telephone (TDD), please call (907) 451-2363.



COMMENT SHEET
St. Mary's Airport Improvements
 Project Number Z605630000

April 26, 4:00 – 7:00 PM
 City Hall, St. Mary's Alaska

Public Comment Period is April 26 through May 28, 2018

We welcome written input and ideas from the public. Thank you for taking the time to be involved.
 (If you need more space please use back side of sheet.)

COMMENTS:

<p>If you do not do this it will help with everyone in St. Mary's for the needs and the surrounding villages.</p> <p>It will be good to keep so we can have jobs for people during summer. Also we rely on all our things we order to be brought in by Nac or Everett's Airlines.</p> <p>How did you hear about this meeting? Flyer at the post office</p>
--

More information can be found at: <http://dot.alaska.gov/nreg/stmarys/>

*Before including your address, phone number, e-mail address, or other personal identifying information in your comment, be advised that your entire comment –including your personal identifying information –may be made publicly available at any time. While you can ask us in your comment to withhold from public review your personal identifying information, we cannot guarantee that we will be able to do so.

E-MAIL ADDRESS: a-george1993@yahoo.com

NAME: Agnes George

MAILING ADDRESS: 366 Yup'ik Road P.O. Box 374 St. Mary's AK 99658

For further information, please contact Christopher Johnston, P.E., Project Manager, at (907) 451-2322 or email chris.johnston@alaska.gov. To correspond by text telephone (TDD), please call (907) 451-2363.



COMMENT SHEET
St. Mary's Airport Improvements
 Project Number Z605630000

April 26, 4:00 – 7:00 PM
 City Hall, St. Mary's Alaska

Public Comment Period is April 26 through May 28, 2018

We welcome written input and ideas from the public. Thank you for taking the time to be involved.
 (If you need more space please use back side of sheet.)

COMMENTS:

<p>The Airport Improvement project is a big plus for the Yukon Delta. The Runway needs to stay the same length due to groceries brought in by Main Liners, NAC, Everetts, Lynden Air Cargo, RAVN.</p> <p>Must be left same length for Medivacs w/ Learjets</p> <p>The fishing industry relies on the full length to get fish out to market.</p> <p>Airlines use for alternate airport if NEED be</p>
<p>How did you hear about this meeting? <u>postings</u></p>
<p>More information can be found at: http://dot.alaska.gov/nreg/stmarys/</p>

*Before including your address, phone number, e-mail address, or other personal identifying information in your comment, be advised that your entire comment—including your personal identifying information—may be made publicly available at any time. While you can ask us in your comment to withhold from public review your personal identifying information, we cannot guarantee that we will be able to do so.

E-MAIL ADDRESS: _____

NAME: Christopher Beans

MAILING ADDRESS: Box 313 St Mary's Alaska 99658

For further information, please contact Christopher Johnston, P.E., Project Manager, at (907) 451-2322 or email chris.johnston@alaska.gov. To correspond by text telephone (TDD), please call (907) 451-2363.



COMMENT SHEET

St. Mary's Airport Improvements
Project Number Z605630000

April 26, 4:00 – 7:00 PM
City Hall, St. Mary's Alaska

Public Comment Period is April 26 through May 28, 2018

We welcome written input and ideas from the public. Thank you for taking the time to be involved.
(If you need more space please use back side of sheet.)

COMMENTS: Hello Mr. Johnson, 5/09/18

Thank you for reading this: I am from Russian Mission, AK, a community approx 100 nm from St Marys. Like Aniak and Bethel, St Marys is a very important "hub" for many villages on the Lower Yukon. I am in full support for improvements for the existing runway at St Marys, mainly improvements to upgrade so it can safely accomodate "Critical aircraft." A majority of the villages around St. Marys depend on St. Marys Airport for the arrival of freight of all types. I hope you will fund and complete the upgrade so "Critical Aircraft" can and will be used in the near future. Thanks once again for your consideration.

How did you hear about this meeting?
Public notice

More information can be found at: <http://dot.alaska.gov/nreg/stmarys/>

*Before including your address, phone number, e-mail address, or other personal identifying information in your comment, be advised that your entire comment –including your personal identifying information –may be made publicly available at any time. While you can ask us in your comment to withhold from public review your personal identifying information, we cannot guarantee that we will be able to do so.

E-MAIL ADDRESS: magista@yahoo.com

NAME: Math Kozevnickoff

MAILING ADDRESS: Po Box 5 Russian Mission, AK 99657

For further information, please contact Christopher Johnston, P.E., Project Manager, at (907) 451-2322 or email chris.johnston@alaska.gov. To correspond by text telephone (TDD), please call (907) 451-2363.



COMMENT SHEET
St. Mary's Airport Improvements
 Project Number Z605630000

April 26, 4:00 – 7:00 PM
City Hall, St. Mary's Alaska

Public Comment Period is April 26 through May 28, 2018

We welcome written input and ideas from the public. Thank you for taking the time to be involved.
 (If you need more space please use back side of sheet.)

COMMENTS:

The communities of the lower Yukon region face some of the most
challenging living conditions in Alaska. The high costs of goods and fuel,
high unemployment rates, and limited economic opportunity threaten the
long-term sustainability of these communities.
Through Kwipak Fisheries, LLC, YDFDA is a leader in the Yukon River
salmon fishery. In fact, it is the only company in the fishery throughout
the season and throughout all of the lower Yukon River fishing areas, serving
member and non-member communities alike. Kwipak have roughly
~230 commercial fishermen in Y2 alone. By allowing them to participate in the
salmon fishery, they need a market, and most importantly they must have an
adequate aircraft (DC-6 or similar) to transport the product out of St.Mary's.
How did you hear about this meeting?
More information can be found at: http://dot.alaska.gov/nreg/stmarys/

*Before including your address, phone number, e-mail address, or other personal identifying information in your comment, be advised that your entire comment—including your personal identifying information—may be made publicly available at any time. While you can ask us in your comment to withhold from public review your personal identifying information, we cannot guarantee that we will be able to do so.

E-MAIL ADDRESS: jwilliams@ydfda.org

NAME: Jennifer Williams

MAILING ADDRESS: 2909 Arctic Blvd Anchorage, AK 99503

For further information, please contact Christopher Johnston, P.E., Project Manager, at (907) 451-2322 or email chris.johnston@alaska.gov. To correspond by text telephone (TDD), please call (907) 451-2363.

Additional Comments/Concerns? NAC plays an important role in supporting St. Mary's freight and fish business with their jet aircraft. NAC currently have one 737 with a gravel kit to land on the current runway. In addition, paving the runway would ensure both Northern Air Cargo and Everts Air Cargo would continue servicing St. Mary's with the jet aircraft. YDFDA recognize the importance of the size of the runway; we don't want to see it have a domino effect on the Alaska Bypass mail and Passenger Commercial aircraft flying through St. Mary's airport hub.



Anne Brooks <comments.brooksalaska@gmail.com>

stmarys airport

Sylvia Nerby <SNerby@avcp.org>

Fri, Apr 13, 2018 at 2:21 PM

To: "comments.brooksalaska@gmail.com" <comments.brooksalaska@gmail.com>

Good afternoon,

I am not in any way in favor of this project. I was raised in St. Mary's and if this project goes through then it is only going to hurt everyone in our community and the surrounding communities. We already only have one store and if this project falls through it is only going to jack up prices for food and household items. Ravn Air is already the only airline that flies in for passengers and charges an arm and a leg to travel. Just think how they will be charging for freight to come into our communities.

The St. Mary's airport project would also affect our economy in the summer because our fish buyers use NAC to ship out the fish. If this happens then they will have no other choice to either stop buying fish or cut the cost of buying fish to a lower price.

It is already hard to live in rural villages with what resources we have available. Shorting the runway is just going to hurt our community and surrounding communities!! I can't express this enough. I am going to spread the real word which was not stated in the flyer to EVERY person I see so that this does not happen. Yes do repairs but don't deny us of what little we have by this project. FAA wasting money to hurt us is not right.

If I am wrong in any way please inform me. I know for a fact this is not in ANY WAY good for our economy and our people.

Thank you

Sylvia Nerby

Tribal Workforce Development Specialist

Associaton of Village Council Presidents

Box 128

St. Mary's, AK, 99658

Email: SNerby@avcp.org

Phone: (907)438-2328

Cell: (907) 438-6245

Fax: (907) 438-2326

Heather A. Campfield

From: Johnston, Christopher F (DOT) <chris.johnston@alaska.gov>
Sent: Friday, April 13, 2018 3:22 PM
To: SNerby@avcp.org
Cc: Heather A. Campfield; Jensen, Melissa L (DOT)
Subject: RE: ST MARYS
Attachments: Project Scoping letter updated.pdf

Sylvia,

Thank you for your questions. The objective of this project is to resurface the St Mary's runways, among other work. At this time, we do not plan to shorten the runway.

However, we have some work to do in order to justify rehabilitating the full runway length. The FAA Airport Improvement Program funds we have available for the project only let us do work needed to support the "critical aircraft", which is the largest type of plane that makes at least 500 operations in a year. We're currently working on a study to forecast the critical aircraft as well as collect other information we'll need for the project. We are hopeful that we can justify the existing runway length based on the forecast.

If we do find that the critical aircraft doesn't require the full length of existing runway, before we could proceed with a project to shorten the runway we would need to document that shortening the runway does not have a significant impact on the communities' economy, or otherwise mitigate for those impacts, in accordance with the National Environmental Policy Act (NEPA). Additional community and agency involvement would be conducted to evaluate that action and FAA would ultimately need to approve that environmental document.

For additional information, you can see our project website at <http://dot.alaska.gov/nreg/stmarys/>. We'll be updating it again with more information prior to the open house and will try to include some frequently asked questions. I also hope you'll be able to attend our meeting in St Mary's on the 26th.

Christopher Johnston, P.E.

Engineering Manager | Northern Region Design | Alaska Department of Transportation
2301 Peger Road, Fairbanks, AK 99709 | (907)451-2322 | chris.johnston@alaska.gov
Physical office at 2720 Picket Place, Fairbanks, AK

From: Sylvia Nerby [mailto:SNerby@avcp.org]
Sent: Friday, April 13, 2018 2:26 PM
To: Johnston, Christopher F (DOT) <chris.johnston@alaska.gov>
Subject: ST MARYS

Good afternoon Chris,

I have a question about the flyer that was sent out to the community members regarding the airport runway project. Why did you not state the effects this project would be to our economy? Why did you not state that this will shorten our runway and stop major freight businesses to land on the runway if the project falls through?

Thank you,

Sylvia Nerby

Tribal Workforce Development Specialist

Association of Village Council Presidents

Box 128

St. Mary's, AK, 99658

Email: Snerby@avcp.org

Phone: (907)438-2328

Cell: (907) 438-6245

Fax: (907) 438-2326

This message has been scanned for malware by Websense. www.websense.com

Heather A. Campfield

From: Johnston, Christopher F (DOT) <chris.johnston@alaska.gov>
Sent: Wednesday, April 18, 2018 2:19 PM
To: Walton Smith
Cc: WILLIAM ALSTROM; Ralstrom; Yupiit of Andreadfski; Carla McConnell; Sven Paukan; randy@borealfish.com; Kipp Baratoff; Algaaciq Tribal Administrator; Rosalind Schmeling; David Herbert; Olson, Donny (LEG); Deborah Vo; Foster, Neal W (LEG); Anderson, Ryan (DOT); Frye, Caitlin S (DOT); Beck, Albert M L (DOT); Schacher, Sarah E (DOT); Heather A. Campfield
Subject: St Mary's Airport Improvements

Walton,

Thank you for reaching out to the project team. I want to assure you that there are no plans currently to shorten the runway length at the St. Mary's Airport. We understand that shortening the runway would have a significant impact on the community and are working closely with FAA to find a solution that takes those impacts into consideration.

The project to resurface and upgrade the St. Mary's Airport, as you know, is funded with federal dollars through FAA's Airport Improvement Program. That program will only provide funding for improvements that support "critical aircraft," which is typically defined as the largest aircraft having at least 500 annual operations (takeoffs and landings) at the airport. Our goal for the open house next week is to help determine the critical aircraft that use the St. Mary's Airport, which includes gathering information about current and forecasted airport operations, the community's key issues and concerns regarding current airport conditions and future needs, and a socio-economic analysis for St. Mary's and the surrounding communities. More or less, we're trying to get as much information about and input from the community as possible. We are hopeful that with all this information, we will be able to justify the existing runway length based on the aviation forecast.

After we collect all this information, if we are still not able to justify that the critical aircraft require the full length of the existing runway, we will move onto an analysis of the economic impacts of shortening the runway to the community. If we demonstrate to FAA that shortening the runway will have a significant impact on the St. Mary's and surrounding communities' economies, then we will not move forward with shortening the runway. If it gets to this point, we will solicit more input from the community and other agencies in order to make a determination, and you will be informed and involved in that process. Ultimately, FAA would need to review and approve of our determination.

I understand that the results of these determinations on your community will have a huge impact. We are looking forward to speaking with the community to better explain this process and to hear from folks to better understand their concerns about this project at the open house on the 26th. Anything you can do to help us get the word out about this project and to encourage people to participate would be a huge help. It is essential to us that the community is heavily involved in this process.

For additional information, you can see our project website at <http://dot.alaska.gov/nreg/stmarys/>. We'll be updating it again with more information prior to the open house. In the meantime, if you have any questions, feel free to contact me directly by email or at 451-2322.

Christopher Johnston, P.E.

Engineering Manager | Northern Region Design | Alaska Department of Transportation
2301 Peger Road, Fairbanks, AK 99709 | (907)451-2322 | chris.johnston@alaska.gov
Physical office at 2720 Picket Place, Fairbanks, AK

From: Walton Smith <waltonksm@yahoo.com>
Date: April 18, 2018 at 00:15:00 AKDT
To: "tanderzen@hdlalaska.com" <tanderzen@hdlalaska.com>
Cc: WILLIAM ALSTROM <nnc@gci.net>, Ralstrom <ralstrom@yahoo.com>, "Yupiit of Andreafski" <yupiit.of.andreafski@gmail.com>, Carla McConnell <cmccconnell@stmnc.net>, Sven Paukan <spaukan187@gmail.com>, "randy@borealfish.com" <randy@borealfish.com>, Kipp Baratoff <kipp@fishpeopleseafood.com>, Algaaciq Tribal Administrator <algaaciq@yahoo.com>, Rosalind Schmeling <rozsbnb@hotmail.com>, Dave Herbert <dherbert@smcsd.us>, "Sen. Donny Olson" <sen.donny.olson@akleg.gov>, "Deborah Vo" <deborah_vo@murkowski.senate.gov>, "Representative.Neal.Foster@akleg.gov" <Representative.Neal.Foster@akleg.gov>
Subject: the questionnaire that is being used
Reply-To: Walton Smith <waltonksm@yahoo.com>

Tors:

I did not hear back from you on my complaint about the poorly constructed questionnaire and what I feel to be a very inadequate public notice. I believe both are biased by mentioning all the improvements, but failing to address the planned loss of 2000' of runway; our major air freight carriers; and our fishing industry. I do have fairly extensive experience in questionnaire construction and bias caused by introductory statements and omissions of fact. Your public notice and your questionnaires are exceedingly biased by this "minor" omission of the project scope.

I have attached my original letter with the stated concerns that I still do not feel are being addressed by the study public notices and the questionnaires.

I hope that you can rectify this situation.

Walton Smith.

From: Walton Smith [<mailto:waltonksm@yahoo.com>]

Sent: Tuesday, April 17, 2018 9:28 AM

To: Tor S. Anderzen <tanderzen@hdlalaska.com>

Subject: Any answer yet on the content of the cards and questionnaires?

Did anyone have an answer about the information being distributed NOT addressing a shortened runway?

Thanks,
Walton

Heather A. Campfield

From: BA Comments <comments.brooksalaska@gmail.com>
Sent: Thursday, April 26, 2018 2:31 PM
To: Johnston, Christopher F (DOT); Foster, Hui Ping (DOT)
Cc: Mark R. Swenson; Heather A. Campfield
Subject: St. Mary's Airport

Team —

I received a call today from Chris Tracy with Alaska Native Industries Cooperative Association, Inc. (ANICA). They are a wholesale purchasing and service cooperative serving stores in rural Alaska. They service Pilot Station and Mt. Village in our project area.

Chris wanted to know if our project would shorten the runway. I explained that we were conducting a Practicability Study that would look at activity into St. Mary's airport and develop runway safety area alternatives. I explained that this work would also address the socioeconomic impacts of changes to the airport.

He stated that they fly groceries and appliances into the villages and some of this equipment could not fit in smaller aircraft such as the Dash 8. He typically uses the larger plans provided by Everts or Northern Air Cargo.

He also asked specific questions about whether the airport would be closed during construction, whether construction would be done in summer or winter, etc.. I explained that it would depend on the project and that airport users would be notified of any proposed closures. I again explained that summer/winter construction would depend on the scope of the work, availability of material, contractor and other factors and we would not know until a real project was selected and the contract awarded.

I encouraged him to complete our survey online and provide as much detail about their shipments as possible, such as the frequency of shipping appliances. He said he would complete the survey.

He is based in Seattle and his telephone # is 1-800-426-2128 and email ctracy@anicainc.com. I will add him to our contact list so he receives future notices. He had only heard about the meeting today.

Anne Brooks, P.E., Public Involvement Specialist
Brooks & Associates
[Email: comments.brooksalaska@gmail.com](mailto:comments.brooksalaska@gmail.com)
Tel: 907-272-1877
Toll Free Tel: 866-535-1877

Brooke A. Therrien

From: Harold Townsend <Harold.Townsend@Flyravn.com>
Sent: Friday, May 18, 2018 4:31 PM
To: Tor S. Anderzen
Subject: FW: Saint Mary's Airport Improvement Comments

Mr. Anderzen,

See the email below regarding the Dash 8 limitations if the runway in St. Marty's is shorten.

Also see the summary data from our commercial department.

		CORVUS			
		A/C Type	2017	2018	2018
No. of Passenger	Outbound	DH8	6,301	5,861	6,124
		BE1900D		79	608
	Inbound	DH8	7,418	6,662	6,730
		BE1900D		82	565
		Total	13,919	12,884	14,047
Freight lbs		DH8	204,834	167,080	114,163
		BE1900D		1,122	2,808
		Total	204,834	168,202	116,971
Mail lbs		DH8	334,464	288,239	173,162
		BE1900D			2,698
		Total	334,464	288,239	177,800

Harold Townsend
VP Operations
Corvus Airlines
4700 Old International Airport Road
Anchorage, Alaska 99502

(907) 266-8306 Office
(907) 632-0374 Mobile
harold.townsend@flyravn.com



Confidentiality Notice: If you are not the intended recipient, please delete this message and notify the sender. Unauthorized dissemination of the information contained within, by any manner is prohibited.

From: Harold Townsend
Sent: Friday, March 17, 2017 10:21 AM

To: isadora.fanning@alaska.gov

Subject: Saint Mary's Airport Improvement Comments

Dear Isadora Fanning,

In response to your request for comments on shortening the Saint Mary's (KSM) runway from 6,000 ft. to 4,000 ft., Ravn would like to make you aware of the significant impact that would have on our ability to provide air transportation to the community of St. Mary's.

If the KSM runway is shorten to 4,000 ft., at all temperatures, our payload on departure will be reduced by 30%. This is effectively 10 less passengers that can be transported from the community. The airport is already restrictive with a gravel runway, and becomes even further restricted when contaminated in the winter. Reducing the length to 4,000 ft. will significantly reduce the air travel capacity for the community of St. Mary's.

The proposed width reduction of taxiways A and B to 50 feet wide are not restrictive to our operations.

Thank you for allowing us to comment on this proposal. Please give me a call for further discussion.

Harold Townsend
VP Operations
Corvus Airlines
(907) 266-8306 Office
(907) 632-0374 Mobile
harold.townsend@flyravn.com



Confidentiality Notice: If you are not the intended recipient, please delete this message and notify the sender. Unauthorized dissemination of the information contained within, by any manner is prohibited.

Brooke A. Therrien

From: Heather A. Campfield
Sent: Tuesday, May 29, 2018 9:24 AM
To: Brooke A. Therrien
Subject: FW: St. Mary's Airport comment
Attachments: St. Mary's.Airport.comment.pdf

Heather Campfield
Environmental Services Manager



202 West Elmwood Avenue
Palmer, Alaska 99645
(907) 746-5230 (Office)
(907) 229-5646 (Cell)
(907) 746-5231 (Fax)
hcampfield@hdlalaska.com

From: Johnston, Christopher F (DOT) [mailto:chris.johnston@alaska.gov]
Sent: Friday, May 25, 2018 11:53 AM
To: Heather A. Campfield <hcampfield@hdlalaska.com>; Mark R. Swenson <mswenson@hdlalaska.com>
Cc: Foster, Hui Ping (DOT) <hui-ping.foster@alaska.gov>; Jensen, Melissa L (DOT) <melissa.jensen@alaska.gov>
Subject: FW: St. Mary's Airport comment

FYI.

From: Hannibal Anderson [mailto:aanderson@lysd.org]
Sent: Friday, May 25, 2018 10:31 AM
To: Johnston, Christopher F (DOT) <chris.johnston@alaska.gov>
Subject: St. Mary's Airport comment

Dear Mr. Johnston,

I appreciate the opportunity to comment on the St. Mary's Airport Improvement Project. The St. Mary's airport is heavily used by the Lower Yukon School District for freight and for travel to and from Anchorage. The LYSD district office is located in Mountain Village, which is connected by road to St. Mary's. That road connection provides the district maintenance office with access to freight and cargo transported by large plane from Anchorage. That access is a tremendous benefit, as opposed to needing to rely on smaller planes for cargo and freight, presumably routed through Bethel. Similarly, LYSD personnel from the district office and school sites often and regularly utilize the RAVN flights between Anchorage and Bethel. Travel through Bethel to and from the villages in LYSD is often compromised by weather. Should the St. Mary's to Anchorage flights stop occurring, travel for district personnel would certainly be compromised and more complicated. While such complications can often be dealt with, significant stress and cost notwithstanding, complications arising in emergencies would be seriously problematic. In short, I strongly encourage the renovation and improvement to involve the full present runway length. Thank you for your consideration.

Hannibal Anderson

Note: Attached is a comment from Matthew Kozevnikoff.

--

Hannibal Anderson

Assistant Superintendent

Lower Yukon School District

907-591-2411 ext. 2002 (office)

907-591-6149 (cell)

aanderson@lysd.org

Brooke A. Therrien

From: Heather A. Campfield
Sent: Wednesday, May 09, 2018 12:38 PM
To: Brooke A. Therrien; Camden Yehle
Cc: Mark R. Swenson; Tor S. Anderzen
Subject: FW: Resolution 18-05 Airport Project (St Mary's)
Attachments: YOA Res 18-05 Comment on Airport Proj.pdf

FYI

Heather Campfield
Environmental Services Manager



202 West Elmwood Avenue
Palmer, Alaska 99645
(907) 746-5230 (Office)
(907) 229-5646 (Cell)
(907) 746-5231 (Fax)
hcampfield@hdlalaska.com

From: Johnston, Christopher F (DOT) [mailto:chris.johnston@alaska.gov]
Sent: Wednesday, May 09, 2018 12:36 PM
To: Beck, Albert M L (DOT) <albert.beck@alaska.gov>; Schacher, Sarah E (DOT) <sarah.schacher@alaska.gov>; Mark R. Swenson <mswenson@hdlalaska.com>; Heather A. Campfield <hcampfield@hdlalaska.com>; Chapman, Judy (DOT) <judy.chapman@alaska.gov>
Cc: Foster, Hui Ping (DOT) <hui-ping.foster@alaska.gov>; Weingarh, Erik S (DOT) <erik.weingarh@alaska.gov>; Jensen, Melissa L (DOT) <melissa.jensen@alaska.gov>
Subject: FW: Resolution 18-05 Airport Project (St Mary's)

FYI

From: Yupiit of Andraefski [mailto:yupiit.of.andraefski@gmail.com]
Sent: Wednesday, May 9, 2018 10:31 AM
To: Johnston, Christopher F (DOT) <chris.johnston@alaska.gov>
Cc: Algaaciq Tribe <algaaciq@yahoo.com>; w smith <waltonksm@yahoo.com>; Pitka's Point <pitkaspoint@yahoo.com>; Catherine Moses <atcyouth@gci.net>; Martin Kelly <mpkelly_963@hotmail.com>; Nick Andrew <nandrewmltc@gci.net>; mtn.cityclerk@outlook.com; Vivian Korthuis <vkorthuis@avcp.org>; deborah_vo@murkowski.senate.gov; Senator_sullivan@sullivan.senate.gov; leanorgray.mullen@mail.house.gov
Subject: Resolution 18-05 Airport Project

Attached is the Yupiit of Andraefski Tribal Council's Resolution 18-05 urging AKDOTPF and FAA to provide full funding for the current runway as it is.

--

Yupiit of Andraefski
Richard Alstrom, Tribal Administrator
PO Box 88

RESOLUTION 18-05

A RESOLUTION URGING THE ALASKA DEPARTMENT OF TRANSPORTATION & PUBLIC FACILITIES (AKDOTPF) AND THE FEDERAL AVIATION ADMINISTRATION (FAA) TO PROVIDE FULL FUNDING FOR IMPROVEMENTS OF THE CURRENT 6,000 FT. LONG X 150 FT. WIDE RUNWAY UNDER THE ST. MARY'S AIRPORT IMPROVEMENT PROJECT NUMBER Z605630000.

WHEREAS, The Yupit of Andreafski Tribal Council is the governing body for the federally-recognized Tribe of the Yupit of Andreafski located in St. Mary's, Alaska; and

WHEREAS, The AKDOTPF in cooperation with the FAA's Airport Improvement Program is proposing improvements to the St. Mary's Airport; and

WHEREAS, The AKDOTPF is conducting a study to determine the role the St. Mary's Airport plays in the community of St. Mary's and surrounding communities to determine the "critical aircraft" that use the runway; and

WHEREAS, the St. Mary's Airport is a hub for the communities of St. Mary's, Pitka's Point, Mountain Village, Marshall and Pilot Station providing cargo, freight, and bypass mail services in addition to transporting hundreds of thousands of pounds of fresh salmon during the summer commercial fishing season requiring large aircraft; and

WHEREAS, any modifications to the St. Mary's Airport that would prevent large aircraft from hauling cargo, freight, and bypass mail and hundreds of thousands of pounds of fresh salmon during the summer commercial fishing season would cause economic devastation to the community of St. Mary's and the surrounding communities through loss of jobs, higher retail store prices, increased freight and cargo costs, loss of the bypass mail service and loss of commercial fishing income which our tribal members, local residents, and residents of the nearby communities are heavily dependent upon; and

WHEREAS, the St. Mary's Airport is used by jet aircraft for rapid medical evacuations of persons with life threatening injuries or illnesses from the Yukon River Delta region to Anchorage; and

WHEREAS, any modifications to the St. Mary's airport that would prevent the use of faster aircrafts for medical evacuations would endanger the health and lives our tribal members, local residents, and residents of the nearby communities; so

NOW THEREFORE BE IT RESOLVED, That the Tribal Council for the Yupit of Andreafski urges the Alaska Department of Transportation & Public Facilities and the Federal Aviation Administration to provide full funding for improvements of the current 6,000 ft. long x 150 ft. wide runway under the St. Mary's Airport Improvement Project Number Z605630000.

BE IT FURTHER RESOLVED, That the Tribal Council for the Yupiit of Andreafski submits this resolution to be included as part of the public comments.

CERTIFICATION

The foregoing Resolution 18-05 was adopted by the Yupiit of Andreafski at a duly called meeting of the Tribal Council by a vote of 5 YES, 0 NO, 0 ABSENT and 0 ABSTAINING on this 8th day of May, 2018

X 
George Beans, Sr., Council President



Attested by:
X 
Kimberly Joe, Council Secretary

St. Marys, Alaska 99658
Ph: 907-438-2312; Fax: 907-438-2512

This message may contain confidential and/or privileged information. If you are not the addressee or authorized to receive this for the addressee, you must not use, copy, disclose, or take any action based on this message or any information herein. If you have received this message in error, please advise the sender immediately by reply e-mail and delete this message. Thank you for your cooperation.

**Asa'carsarmiut Tribal Council
P.O. Box 32249
Mountain Village, Alaska 99632
(907) 591-2814 Telephone
(907) 591-2811 Facsimile**

RESOLUTION 18-05

A RESOLUTION OF THE ASA'CARSAIRMIUT TRIBAL COUNCIL REQUESTING AKDOT&PF AND THE FAA TO MAINTAIN FULL FUNDING FOR THE ST. MARY'S AIRPORT, STATE PROJECT NUMBER Z605630000

WHEREAS: The Asa'carsarmiut Tribal Council (ATC) is the federally recognized governing body representing the best interests of the Asa'carsarmiut Tribe; and

WHEREAS: The AKDOT&PF & FAA's Airport Improvements Program are proposing improvements to the St. Mary's Airport; and

WHEREAS: The St. Mary's Airport, as the Regional HUB Airport, at 150' wide x 6000' long, is critical infrastructure for the communities of Marshall, Pilot Station, St. Mary's, Pitka's Point and Mountain Village, allowing Dash-8, DC-6, DC-9 and smaller aircraft to transport freight and bypass mail to and from the region including export of hundreds of thousands of pounds of fresh Yukon Salmon during the summer and fall commercial fishing seasons; and

WHEREAS: "Improvements" to the St. Mary's Airport, such as decreasing the length of the runway, would prevent larger DC-6 and DC-9 type aircrafts from accessing the Regional HUB, thereby eliminating entirely, the regions commercial salmon fishing industry, preventing salmon from being delivered to market in Anchorage and the rest of the free world, causing irrecoverable hardship on hundreds of families who are heavily dependent on the Lower Yukon Commercial Salmon Fishing industry; and

WHEREAS: Additional hardships caused from "improvements" to the St. Mary's Airport may also include: elimination of AERO MED life support services to and from this part of the region, increase in freight/cargo costs, elimination of Bypass Mail Service which would result in increased retail merchandise costs, all of which would result in a higher cost of living in addition to a loss of associated jobs here in the already-much-deprived Kuzilvak Census District; and

WHEREAS: The word "Improvement", is defined as: the act or process of improving and the state of being improved; especially, enhancing value or excellence; and


FINALLY, WHEREAS: Although the State of AKDOT&PF and the FAA's intent may be to reduce cost with the proposed "improvements" to the St. Mary's Airport, the result of the "improvements" will in fact have a devastating effect on the livelihood of the people of the already economically impoverished "upper-lower Yukon portion" of the Kuzilvak Census District.

NOW THEREFORE BE IT RESOLVED: That the Asa'carsarmiut Tribal Council urges the State of AKDOT&PF FAA to maintain full funding for the current 150' wide x 6000' long St. Mary's Airport, State Project Number Z605630000.


BE IT FINALLY RESOLVED: That the Asa'carsarmiut Tribal Council hereby submits this resolution, to be included as part of public comment, which is being accepted by AKDOT&PF until May 18, 2018.

CERTIFICATION:

Passed and approved by a quorum of the Asa'carsarmiut Tribal Council this 15th day of May, 2018, by a vote of 4 in favor, ~~0~~ opposed, 2 absent, 0 abstaining and 1 vacant.



James C. Landlord, 1st Chief

ATTEST: 

Sharon A. Agwiak, Secretary/Treasurer