

Airport Overview



Ted Stevens
Anchorage
International Airport



Ted Stevens
Anchorage
International Airport

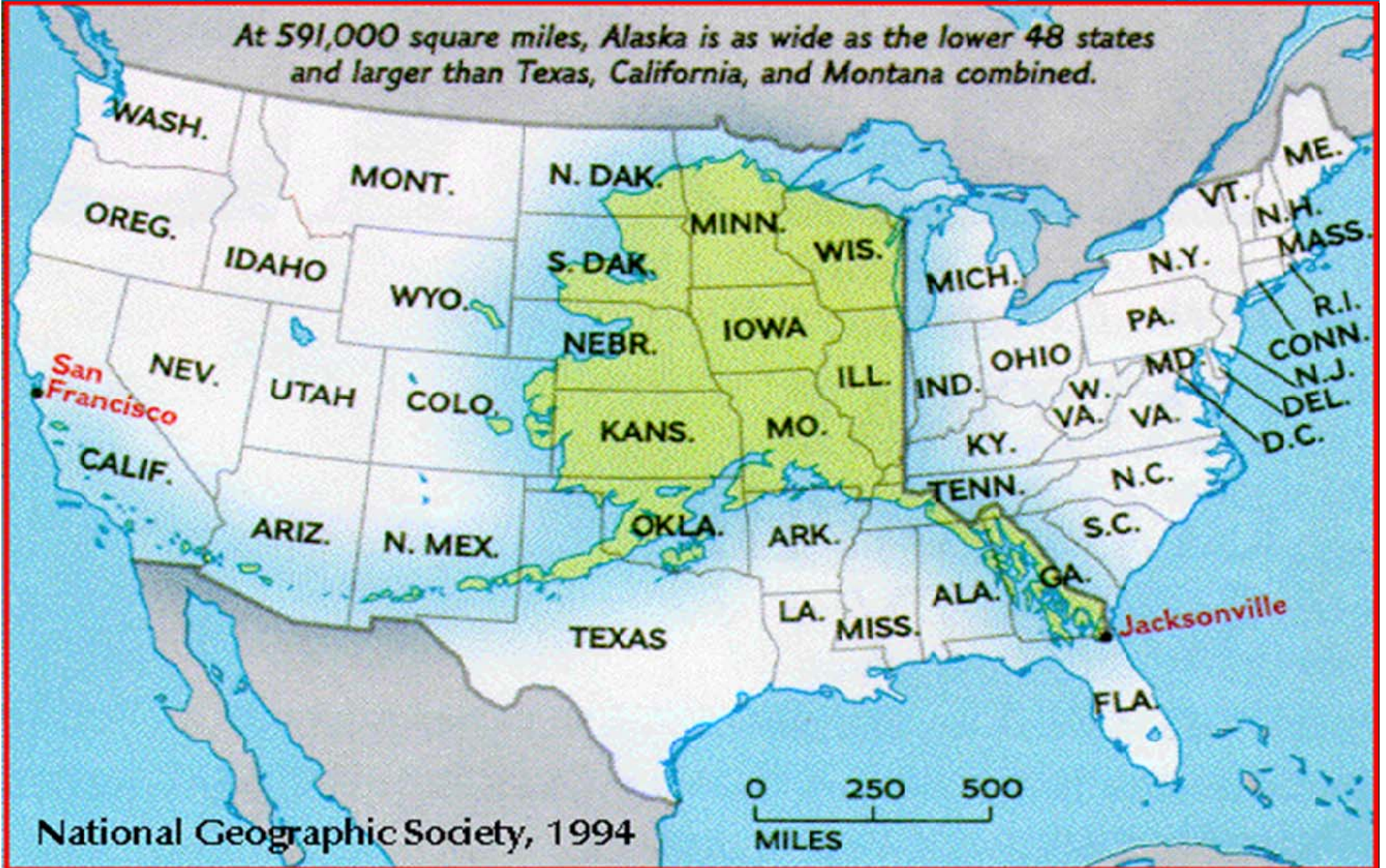


Ted Stevens Anchorage International Airport



Alaska's Size

At 591,000 square miles, Alaska is as wide as the lower 48 states and larger than Texas, California, and Montana combined.



National Geographic Society, 1994

Strategic Location



*9.5 hours from
90% of the World*

DISTANCES FROM ANCHORAGE

City	Nautical Miles
Singapore	5,792
Hong Kong	4,415
Frankfurt	4,064
London	3,902
Moscow	3,791
Miami	3,479
Beijing	3,442
Seoul	3,286
Mexico City	3,284
Tokyo	2,983
New York	2,941
Chicago	2,473
Honolulu	2,413
Los Angeles	2,037

1938



ANC





Ted Stevens
Anchorage
International Airport

#1 Airport in the U.S. for landed weight of cargo aircraft

#1 Airport for excellent service

#3 Airport in the world for cargo throughput

Busiest Floatplane Base in World



Lakes Hood & Spenard





Ted Stevens
Anchorage
International Airport

International Cargo Airport



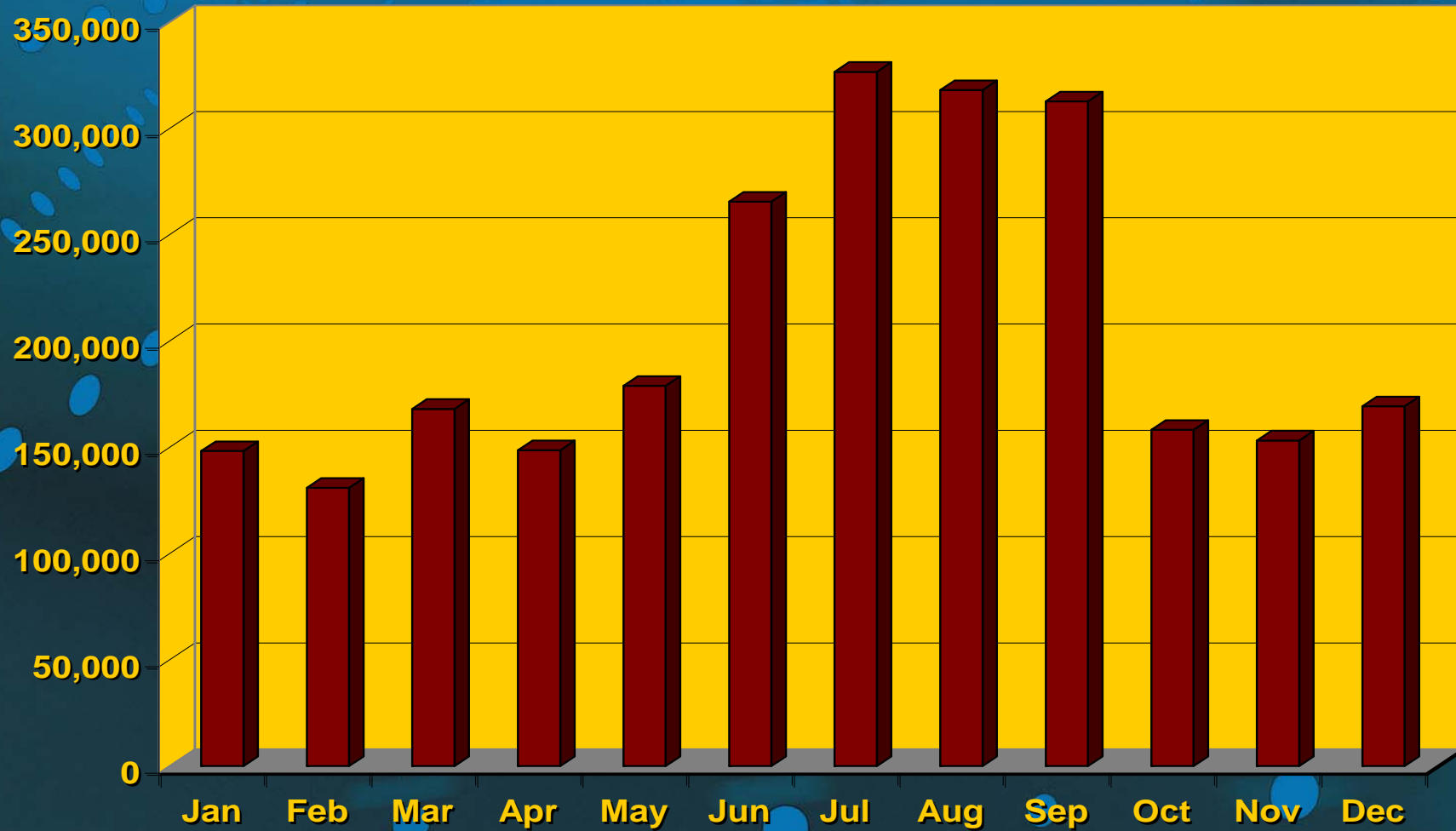


Ted Stevens
Anchorage
International Airport

Busy Passenger Airport

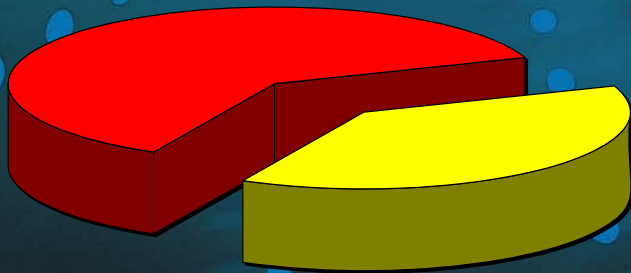


2005 Passenger Enplanements



The Airport's Economic Impact.....15,776 Jobs

9,792
Airport Jobs



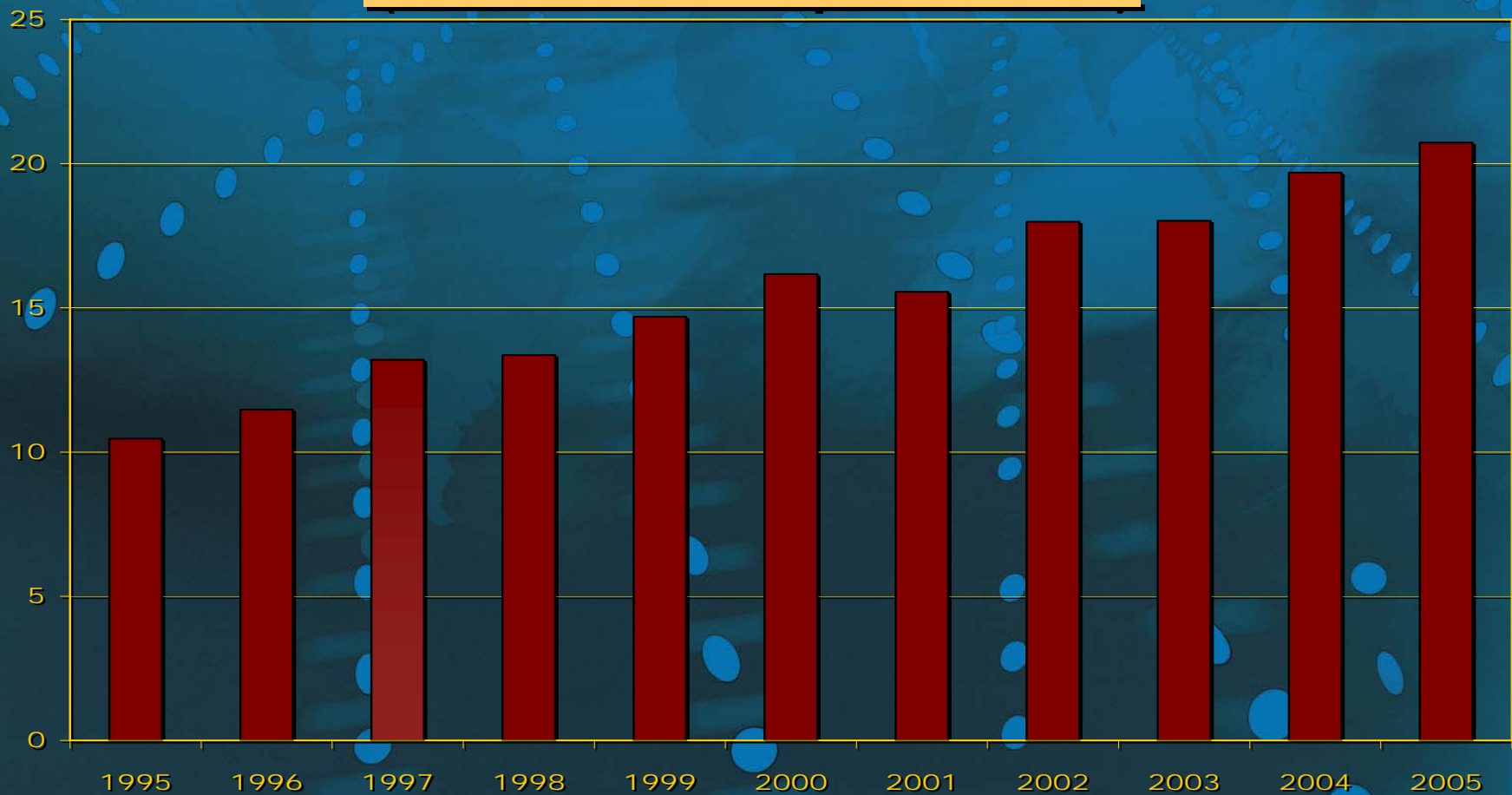
5,984
Community
Jobs

One in nine jobs in Anchorage

About \$453 million in direct annual payroll

Another \$180 million in annual payroll for community jobs

Air Service Development Cargo Aircraft Landed Weight (billions of pounds)



2005 Cargo Landed Weight

(Billions of Pounds)

Rank	Airport	Total Cargo	% Change
1	ANCHORAGE (ANC)	20.7	5.28
2	MEMPHIS (MEM)	18.6	5.15
3	LOUISVILLE (SDF)	9.1	4.62
4	MIAMI (MIA)	7.1	3.71
5	LOS ANGELES (LAX)	5.8	(4.43)
6	JOHN F KENNEDY (JFK)	5.6	(3)
7	INDIANAPOLIS (IND)	5.0	9.98
8	CHICAGO (ORD)	4.8	2.25
9	NEWARK (EWR)	3.7	6
10	OAKLAND (OAK)	3.5	5.56

2005 ACI Cargo Traffic Stats

(Metric Tons)

Rank	Airport	Total Cargo	% Change
1	MEMPHIS (MEM)	3 598 500	1.2
2	HONG KONG (HKG)	3 437 050	10.1
3	ANCHORAGE (ANC)	2 609 498	9.7
4	TOKYO (NRT)	2 290 346	(3.5)
5	SEOUL (ICN)	2 149 937	0.8
6	FRANKFURT (FRA)	1 963 141	6.7
7	LOS ANGELES (LAX)	1 928 894	1.4
8	SHANGHAI (PVG)	1 856 328	13.7
9	SINGAPORE (SIN)	1 854 610	3.3
10	LOUISVILLE (SDF)	1 814 730	4.3



21 Passenger Destinations Served from Anchorage

49 Cargo Destinations Served from Anchorage



Fuel Statistics

Total fuel uplifted - 2005 vs. 2004

• 2005 gallons	903,000,000
• 2004 gallons	863,660,000
Increase	4.6%

Thanks!



www.anchorageairport.com