

CONFIDENTIAL AND PROPRIETARY PROPERTY OF
Elliott Bay Design Group LLC
 MAY NOT BE USED FOR CONSTRUCTION OR PROVIDED TO
 ANY THIRD PARTIES WITHOUT PRIOR WRITTEN CONSENT.
 © 2009 ELLIOTT BAY DESIGN GROUP.

REVISION HISTORY

REV	ZONE	DESCRIPTION	DWN	DATE	APVD
A	1-1C	1. UPDATED GENERAL NOTES 5, 6, 14, AND 15.	JOD	12/02/09	M-W
	1-6D	2. CHANGED DETAIL 1-6D TITLE.			
	SHT 4	3. ADDED VEHICLE STOWAGE LINING VOID.			
	5-4A				

GENERAL NOTES

- FIRE ZONE DESIGNATIONS ARE NOT SHOWN ON THE SUN DECK ARRANGEMENT PLAN FOR ACCOMMODATIONS AND TOILETS. ALL ACCOMMODATIONS SHALL BE CONSIDERED [5] [8] AND TOILETS [8] [9] (USCG/SOLAS). PER SOLAS, PRIVATE HEADS IN OFFICERS QTR AREA ARE CONSIDERED A SOLAS "6" SPACE.
- WHERE THE FIRE CONTROL DECK TYPE IS NOT INDICATED, THESE DECKS SHALL BE CONSIDERED A-D DECKS.
- ALL BULKHEADS AND DECKS EXPOSED TO THE VEHICLE AREA SHALL BE OF A-60 TYPE EXCEPT FOR THOSE WHICH ARE ALSO ADJACENT TO SPACES DESIGNATED SOLAS 5, 9, OR 10 UNDER SOLAS CRITERIA, OR SPACES USED FOR FUEL OIL STORAGE.
- VOID SPACE BELOW IS PILOTHOUSE AND ELECTRONICS & SECURITY SPACE. DECK BELOW VOID BOUNDARY TYPE A-D, AND SURROUNDING BULKHEADS ARE BOUNDARY TYPE A-D.
- INSTALL DECK COVERING IN ACCORDANCE WITH 46 CFR 164.006 TO SUIT FIRE ZONE REQUIREMENTS ON GALLERY DECK & PASSENGER DECK.
- MEMBRANES LOCATED BENEATH STRUCTURAL FIRE PROTECTION DECK COVERINGS IN WAY OF AREAS SUBJECT TO WATER SHALL BE INSTALLED IN ACCORDANCE WITH MANUFACTURER RECOMMENDATIONS. MEMBRANES ARE REQUIRED IN WAY OF PASSENGER DECK EXTERIOR DOORS AND DRINKING FOUNTAINS. MEMBRANES ARE NOT REQUIRED BENEATH AREAS WITH ADDITIONAL WATER PROOF DECK COVERINGS. MEMBRANES ARE TO WRAP UP AND AROUND DECK COVERING AT EDGES TO SEAL OUT WATER THAT MAY SEEP IN AT EDGES.
- INSULATION DENSITY AND THICKNESS TO SUIT FIRE ZONE REQUIREMENTS IN ACCORDANCE WITH 46 CFR 72.05-1D, 46 CFR 164.007, AND NVIC 9-97, AND SOLAS CHAPTER 11-2, PART C, REG. 9, TO BE DETERMINED IN CONJUNCTION WITH BULKHEAD PANEL INSULATION THICKNESS WHERE APPLICABLE.
- INSTALL FABRIC COVERING OVER INSULATION IN VOIDS, PFD LOCKERS, CLEANING GEAR LOCKERS, MISCELLANEOUS LOCKERS, HVAC MACHINERY, ELECTRIC DISTRIBUTION, AND INTAKE SPACES.
- INSTALL 20-GA ALUMINUM SHEATHING OVER ALL BULKHEAD AND DECKHEAD INSULATION IN MACHINERY, FOOD STORAGE, AND UPTAKE SPACES.
- SHIPYARD MAY PROPOSE ALTERNATIVE INSULATION METHODS, PROVIDED THEY MEET USCG AND SOLAS REQUIREMENTS.
- CONFIRMATION BY THE USCG THAT THE MVZ LAYOUT MEETS THE INTENT OF CFR AND SOLAS REGULATIONS IS REQUIRED IN THE NEXT DESIGN PHASE. IN PARTICULAR, THE USCG IS TO CONFIRM THAT THE INTENT OF THE MVZ LENGTH REQUIREMENTS OF 46 CFR 72.05-1D(B) AND SOLAS CH II-2, PART C, REG. 9.2.2.1.2 ARE MET.
- CONFIRMATION THAT THIS DESIGN MEETS NVIC 9-97 IS REQUIRED IN THE NEXT DESIGN PHASE.
- REFRIGERATION SPACES AND ANY APPLICABLE BOUNDARY CHANGES TO BE DETERMINED DURING NEXT PHASE OF DESIGN.
- VEHICLE DOOR INSULATION DETAILS TO BE DETERMINED IN NEXT STAGE OF DESIGN.
- EOS FLAT STRUCTURAL FIRE PROTECTION TYPE TO BE DETERMINED IN CONJUNCTION WITH ACOUSTIC INSULATION PLAN.

REFERENCES

- 06137-005-101-1 PRELIMINARY PROFILE AND ARRANGEMENTS

Elliott Bay Design Group
 Seattle, Washington
 CLIENT: ALASKA MARINE HIGHWAY SYSTEM
 Ketchikan, Alaska
 PROJECT: ALASKA CLASS FERRY

PRELIMINARY FIRE ZONE PLAN



SIGNED COPY IS ON FILE

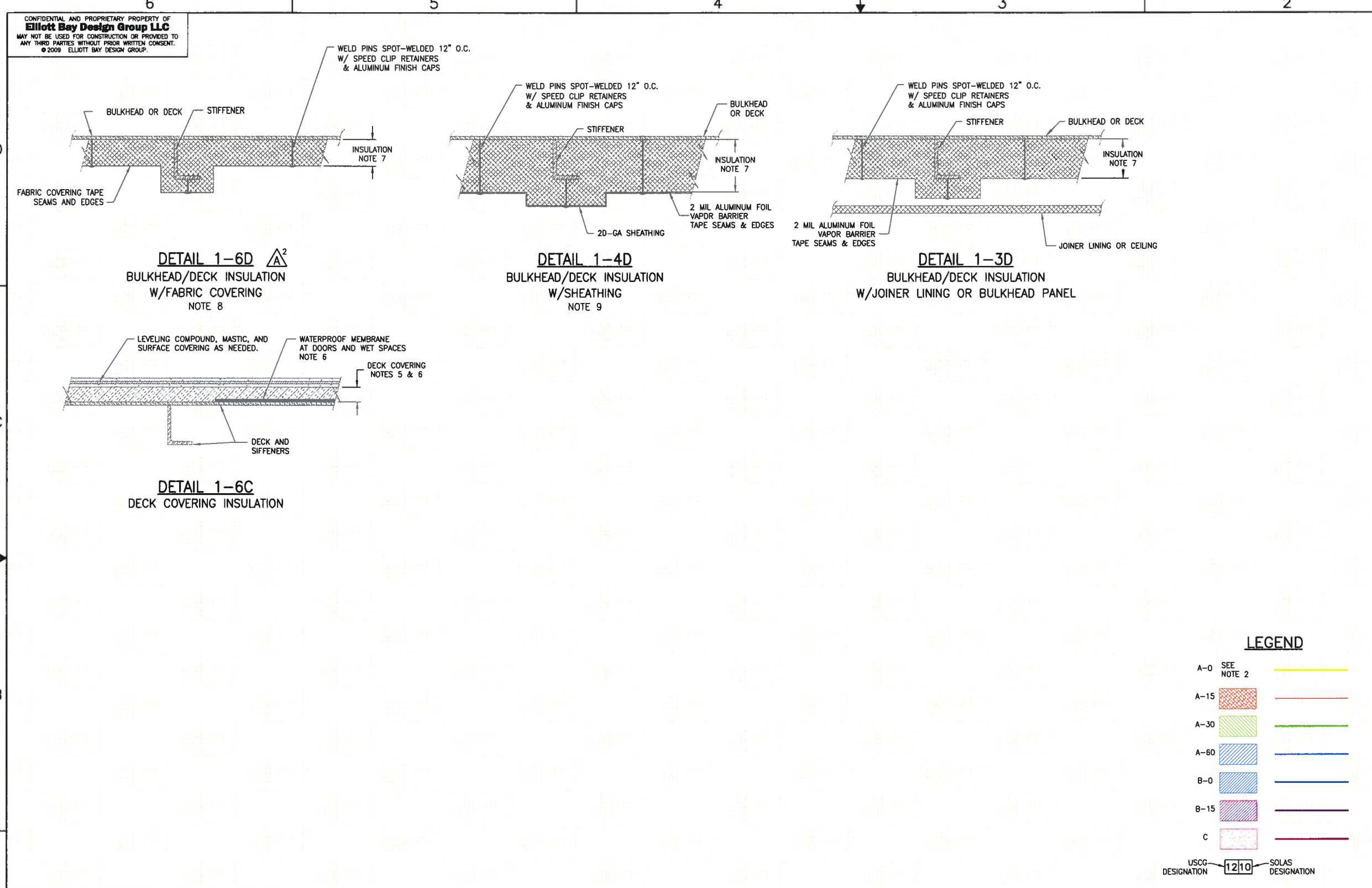
HALF SIZE PRINT

DRN JOD	DATE 10/06/09	SIZE D	DWG NO. 06137-005-101-4	REV A
CRD KTS	DATE 10/27/09	SCALE NONE	FILE NAME 06137-005-101-4A.dwg	SHEET 1 OF 6
APVD M-W	DATE 11/07/09			

LEGEND

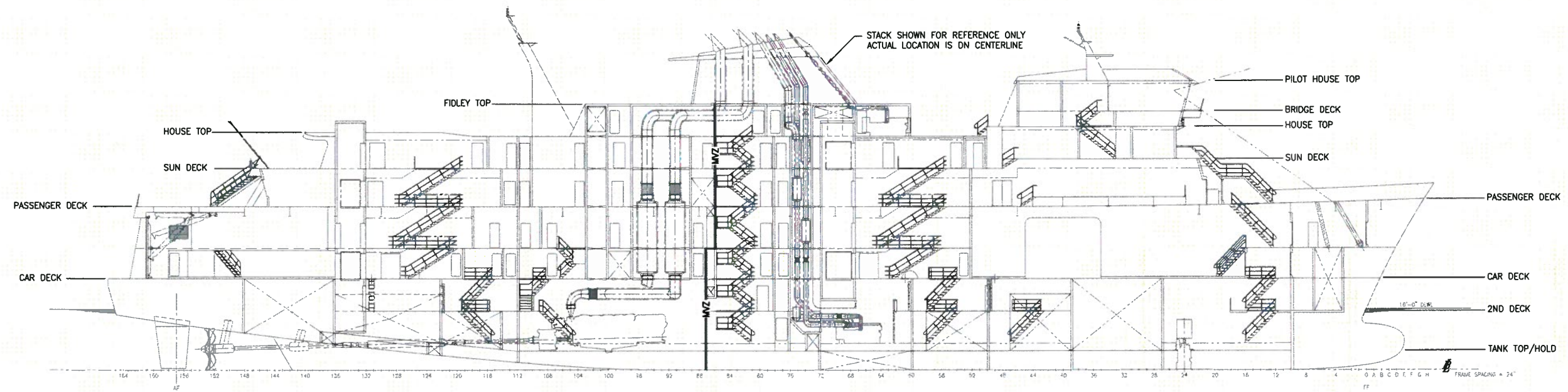
A-0	SEE NOTE 2	Yellow
A-15	Red	Red
A-30	Green	Green
A-60	Blue	Blue
B-0	Blue	Blue
B-15	Purple	Purple
C	Pink	Pink

USCG DESIGNATION [1210] SOLAS DESIGNATION

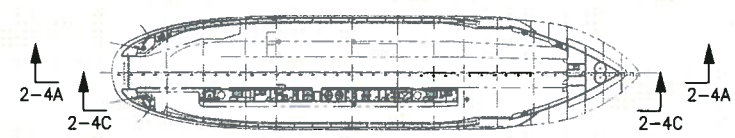


INDEX

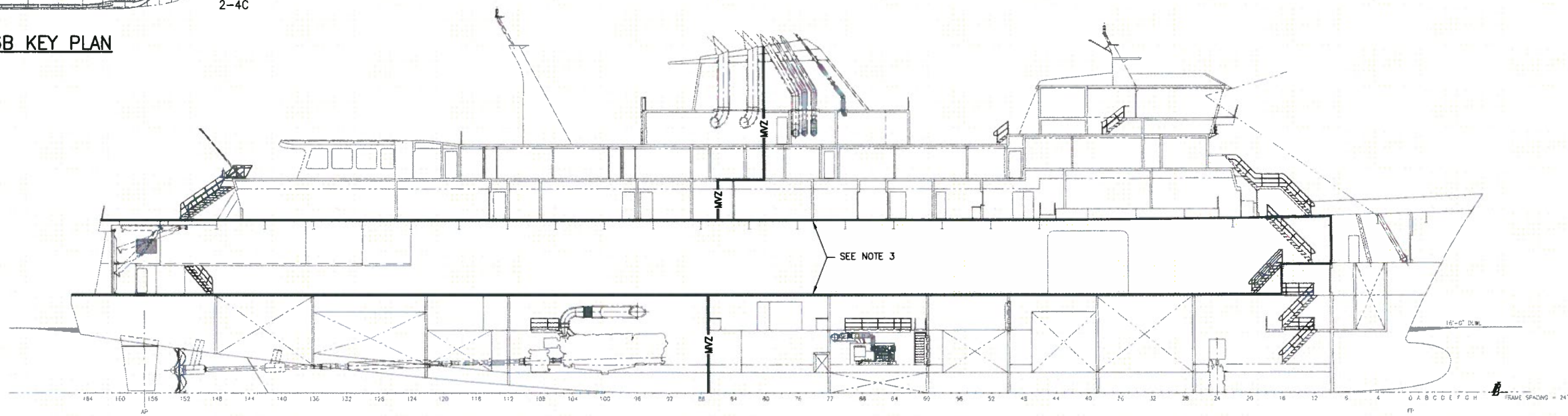
SHEET NO.	SHEET CONTENT
1	COVER PAGE
2	INBOARD PROFILE AT CL, INBOARD PROFILE AT CASING
3	TANK TOP/HOLD, 2ND DECK
4	CAR DECK, GALLERY DECK
5	PASSENGER DECK, SUN DECK
6	HOUSE TOP & BRIDGE DECK



2-4C INBOARD PROFILE
 14'-9" OCL STBD IWO CASING
 VARIOUS OCL ELSEWHERE




2-6B KEY PLAN



2-4A INBOARD PROFILE
 AT CENTERLINE

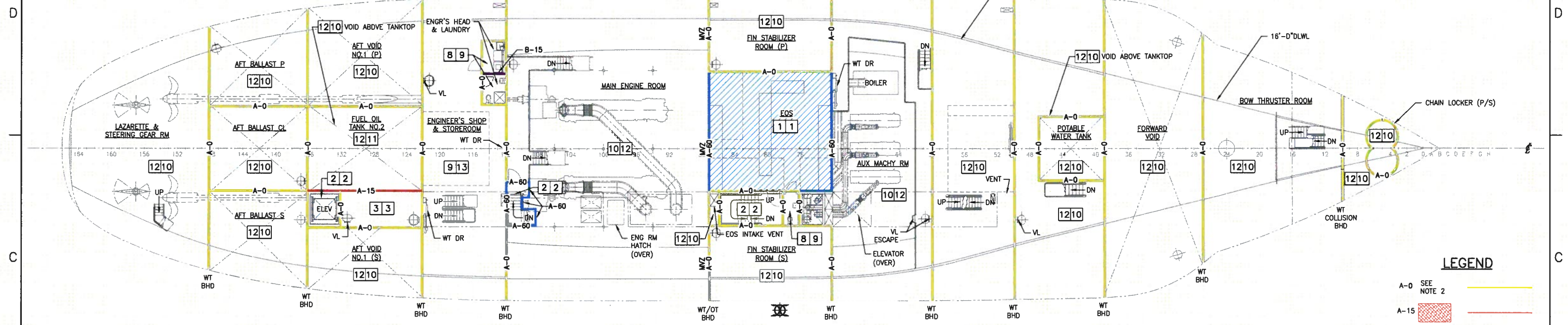
SIGNED COPY
 IS ON FILE



HALF SIZE PRINT

SIZE	D	DRG NO.	06137-005-101-4	REV	A
SCALE	NTS	FILE NAME	06137-005-101-4A.dwg	SHEET	2 OF 6

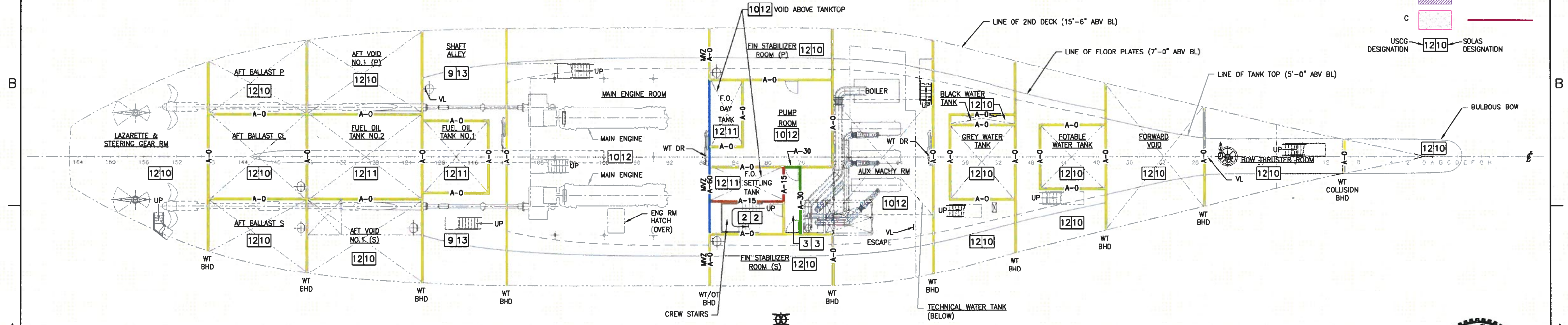
6 5 4 3 2 1



PLAN 3-4C
2ND DECK PLAN

LEGEND

- A-0 SEE NOTE 2
- A-15
- A-30
- A-60
- B-0
- B-15
- C
- USCG DESIGNATION 1210
- SOLAS DESIGNATION



PLAN 3-4A
TANK TOP/HOLD PLAN

SIGNED COPY
 IS ON FILE

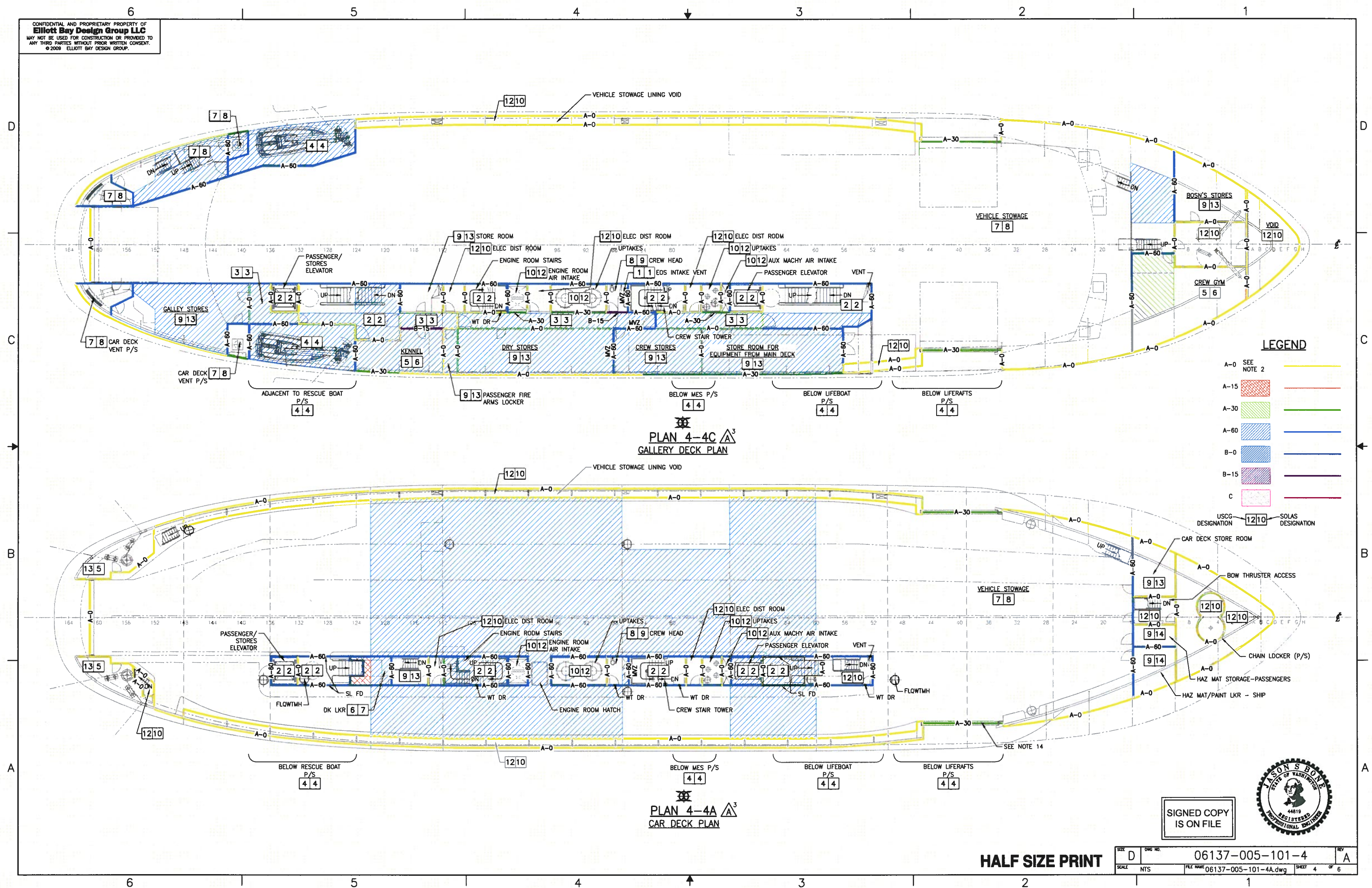


HALF SIZE PRINT

SIZE	D	DWG NO.	06137-005-101-4	REV	A
SCALE	NTS	FILE NAME	06137-005-101-4A.dwg	SHEET	3 OF 6

6 5 4 3 2 1

CONFIDENTIAL AND PROPRIETARY PROPERTY OF
Elliott Bay Design Group LLC
 MAY NOT BE USED FOR CONSTRUCTION OR PROVIDED TO
 ANY THIRD PARTIES WITHOUT PRIOR WRITTEN CONSENT.
 © 2009 ELLIOTT BAY DESIGN GROUP.




PLAN 4-4C
 GALLERY DECK PLAN

PLAN 4-4A
 CAR DECK PLAN

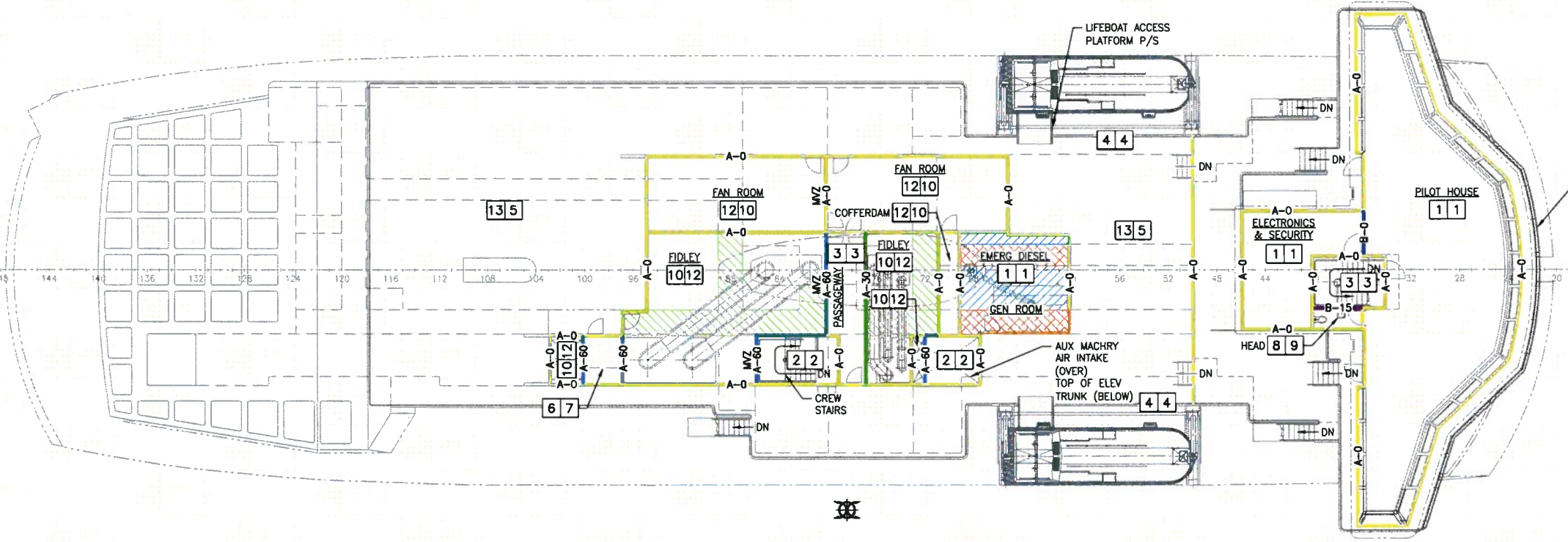
- LEGEND**
- A-0 SEE NOTE 2
 - A-15
 - A-30
 - A-60
 - B-0
 - B-15
 - C
 - USCG DESIGNATION 1210
 - SOLAS DESIGNATION 1210

SIGNED COPY
 IS ON FILE



HALF SIZE PRINT

SIZE	D	DWG NO.	06137-005-101-4	REV	A
SCALE	NTS	FILE NAME	06137-005-101-4A.dwg	SHEET	4 OF 6



LEGEND

A-0	SEE NOTE 2	
A-15		
A-30		
A-60		
B-0		
B-15		
C		
USCG DESIGNATION		SOLAS DESIGNATION

PLAN 6-4A
 HOUSE TOP & BRIDGE DECK PLAN

SIGNED COPY
 IS ON FILE



HALF SIZE PRINT

SIZE	D	DWG NO.	06137-005-101-4	REV	A
SCALE	NTS	FILE NAME	06137-005-101-4A.dwg	SHEET	6 OF 6